

**ALAN M. ARAKAWA**  
Mayor



**DANILO F. AGSALOG**  
Director

**MARK R. WALKER**  
Deputy Director

COUNTY OF MAUI  
**DEPARTMENT OF FINANCE**  
200 S. HIGH STREET  
WAILUKU, MAUI, HAWAII 96793

May 15, 2014

Honorable Alan M. Arakawa  
Mayor, County of Maui  
200 South High Street  
Wailuku, Hawaii 96793

For Transmittal to:

Honorable Gladys C. Baisa, Chair  
and Members of Maui County Council  
200 South High Street  
Wailuku, Hawaii 96793

Dear Chair Baisa and Members:

**SUBJECT: FINANCE DIRECTOR'S QUARTERLY REPORT AS OF MARCH 31,  
2014 (FISCAL YEAR 2014 THIRD QUARTER)**

In compliance with the Maui County Code 3.08 and the Charter of the County of Maui, Section 8-4.3, I am transmitting one (1) bound copy along with a CD of the Finance Director's Quarterly Report for Fiscal Year (FY) July 1, 2013 to June 30, 2014 as of March 31, 2014 and the Capital Improvement Project as of March 31, 2014.

This report is also available online on the County of Maui website, under the Department of Finance, Reports & Documents, Finance Director's Quarterly Report, Fiscal Year 2014, 3<sup>rd</sup> Quarter.

Should you have any questions, please feel free to contact me at x7475.

Sincerely,


A handwritten signature in blue ink, appearing to read "Danilo F. Agsalog", is written over a horizontal line.


**DANILO F. AGSALOG**  
Director of Finance

DFA:dlt

Attachments

xc: Patrick K. Wong, Corporation Counsel  
Rod Antone, Community Relations and Communications Director






# COUNTY OF MAUI

## STATE OF HAWAII

FINANCE DIRECTOR'S QUARTERLY REPORT

FISCAL YEAR JULY 1, 2013 TO JUNE 30, 2014  
AS OF MARCH 31, 2014



## TABLE OF CONTENTS

### I Graphic Overview:

Revenue - Budget Ordinance by Category	9
Expenditure by Department	10
Countywide Expenditures	12

### II Revenue:

A) Budget Ordinance	
General Fund	15
-General	15
-Liquor Control	16
Special Revenue Fund - Highway	17
-Wastewater	17
-Bikeway	17
-Solid Waste	18
Debt Service Fund	19
-Debt Service	19
Capital Projects Fund	20
-Parks Assessment CIP	20
Enterprise Fund	21
-Golf Course	21
Utility Enterprise Fund	22
-DWS Revenue Fund	22
-DWS Water System Dev.	22
B) Appendices / Other	
Special Revenue Fund	25
-County Revolving	25
-Intergovernmental Grant	25
-Sec 8 HUD Housing	26
-Special Assmt Parks	26
-Special Assmt Sewer	26
Capital Projects Fund-	27
Utility Enterprise Fund -	30

### C) Grant Revenue Report

-Office of Mayor	35
-Management	40
-Prosecuting Attorney	41
-Finance	44
-Planning	46
-Police	47
-Fire and Public Safety	58
-Civil Defense	61
-Housing and Human Concerns	63
-Parks and Recreation	73
-Public Works	74
-Transportation	75
-Environmental Management	76

### III Expenditures:


A) Operations by Activity	81
B) Grant Programs	97
C) Revolving / Special Programs	115

### IV Capital Improvement Program by District:

Hana	123
Paia-Haiku	127
Makawao-Pukalani-Kula	130
Wailuku-Kahului	135
Kihei-Makena	146
West Maui	151
Lanai	157
Molokai	159
Countywide	162

### V Appendix:

Glossary	177
Fund Descriptions	179




---

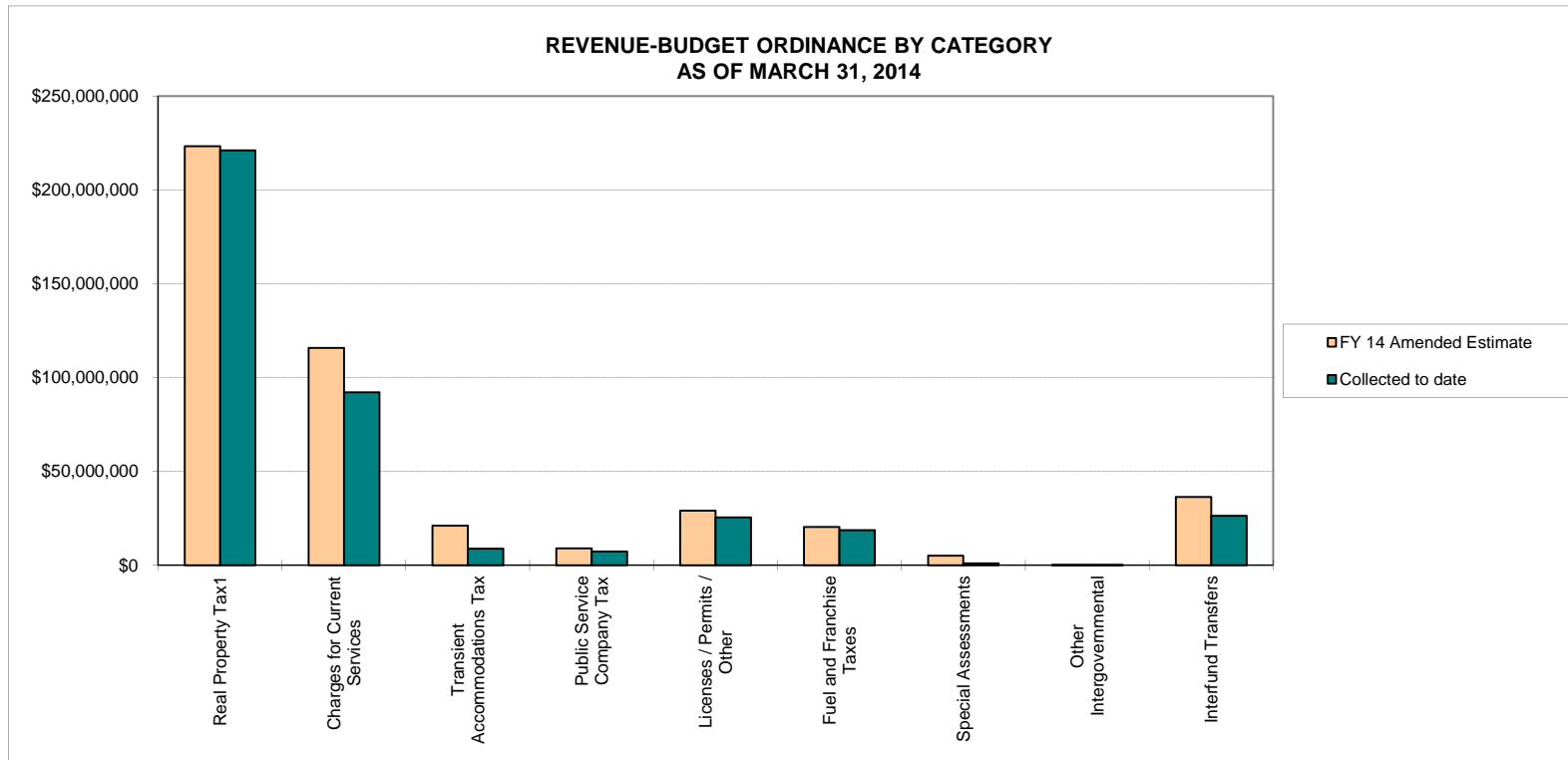
# I. Graphic Overview

---

## I. Graphic Overview







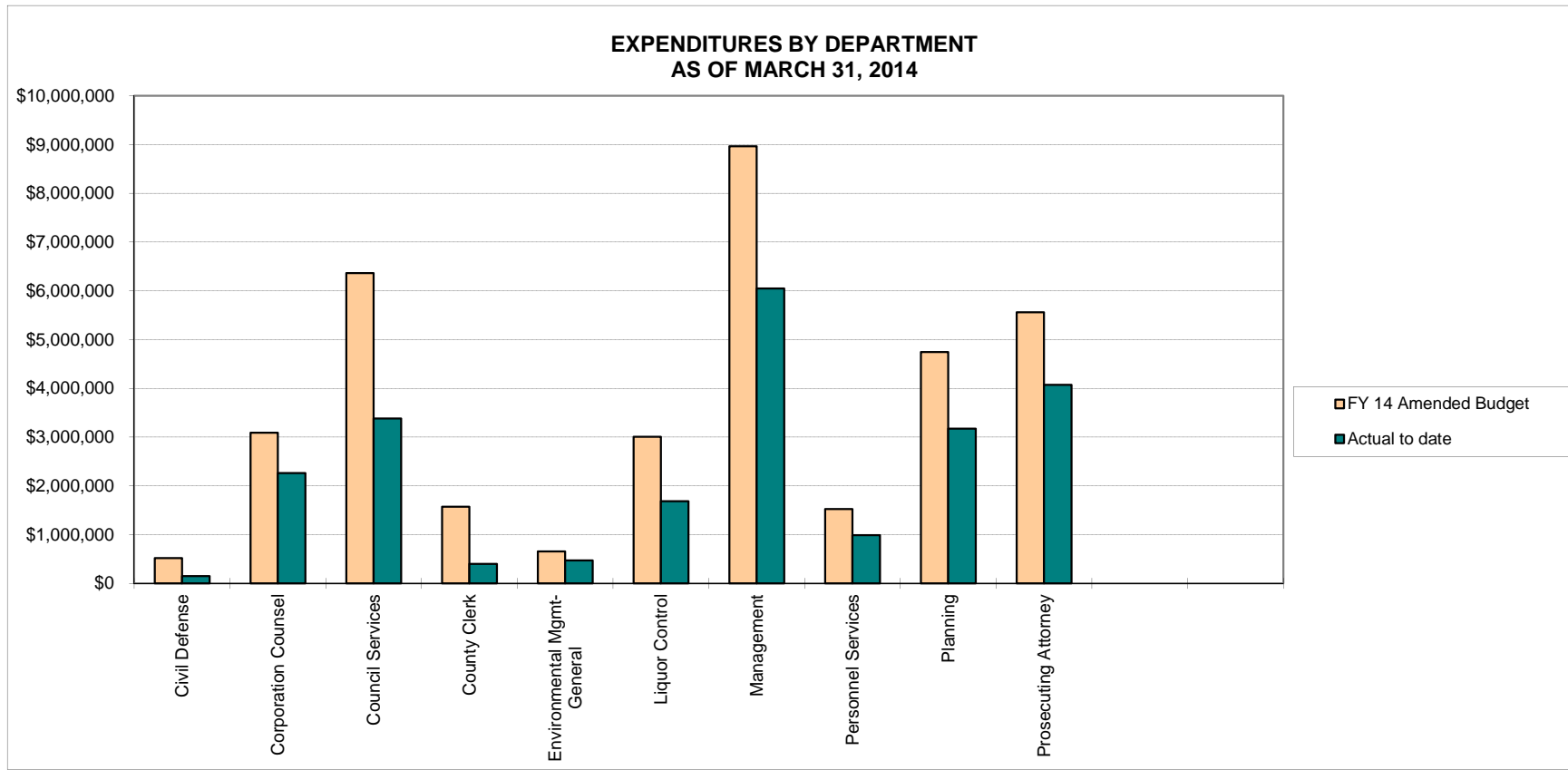
	FY 14 Original Estimate	FY 14 Amended Estimate	Collected to date	Budget (Over)/Under	% Collected	% Over/(Under)* Prorated Estimate
Real Property Tax <sup>1</sup>	223,318,148	223,318,148	221,155,769	2,162,379	99%	24%
Charges for Current Services	115,863,840	115,863,840	92,159,322	23,704,518	80%	5%
Transient Accommodations Tax	21,000,000	21,000,000	8,835,000	12,165,000	42%	(33%)
Public Service Company Tax	9,000,000	9,000,000	7,316,887	1,683,113	81%	6%
Licenses / Permits / Other	28,922,876	28,996,770	25,506,738	3,490,032	88%	13%
Fuel and Franchise Taxes	20,400,000	20,400,000	18,746,874	1,653,126	92%	17%
Special Assessments	4,615,000	4,983,000	1,063,323	3,919,677	21%	(54%)
Other Intergovernmental	65,000	65,000	28,676	36,324	44%	(31%)
Interfund Transfers	35,519,088	36,383,088	26,303,940	10,079,148	72%	(3%)
<b>Total<sup>2</sup></b>	<b>458,703,952</b>	<b>460,009,846</b>	<b>401,116,529</b>	<b>58,893,317</b>	<b>87%</b>	<b>12%</b>

NOTES:

<sup>1</sup> Net of circuit breaker adjustment.

<sup>2</sup> Total does not include carryover/savings, bond/lapsed bond proceeds, and/or State Revolving Fund (SRF) loan.

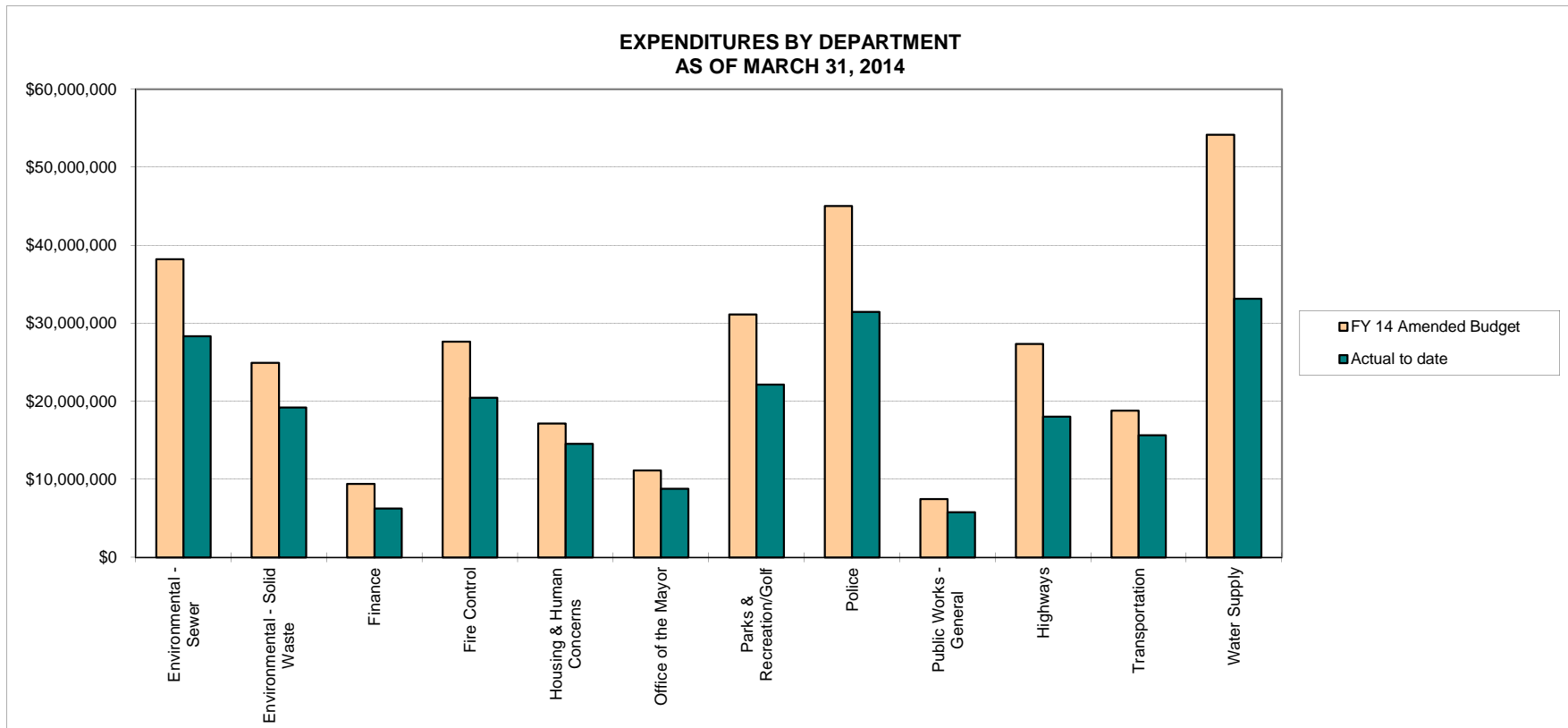
\* Prorated Estimate is 75% of Amended Estimate.



Actual includes encumbrances

	FY 14 Original Budget	FY 14 Amended Budget	Actual to date	(Over)/Under	% Used	% (Over)/Under Prorated Budget *
Civil Defense	516,632	516,632	150,684	365,948	29%	46%
Corporation Counsel	3,093,666	3,093,666	2,261,239	832,427	73%	2%
Council Services	6,366,036	6,366,036	3,381,510	2,984,526	53%	22%
County Clerk	1,572,967	1,572,967	398,879	1,174,088	25%	50%
Environmental Mgmt-General	657,519	657,519	471,838	185,681	72%	3%
Liquor Control	2,935,890	3,009,784	1,687,976	1,321,808	56%	19%
Management	8,966,476	8,966,476	6,050,314	2,916,162	67%	8%
Personnel Services	1,524,764	1,524,764	988,456	536,308	65%	10%
Planning	4,746,064	4,746,064	3,176,501	1,569,563	67%	8%
Prosecuting Attorney	5,563,119	5,563,119	4,070,626	1,492,493	73%	2%

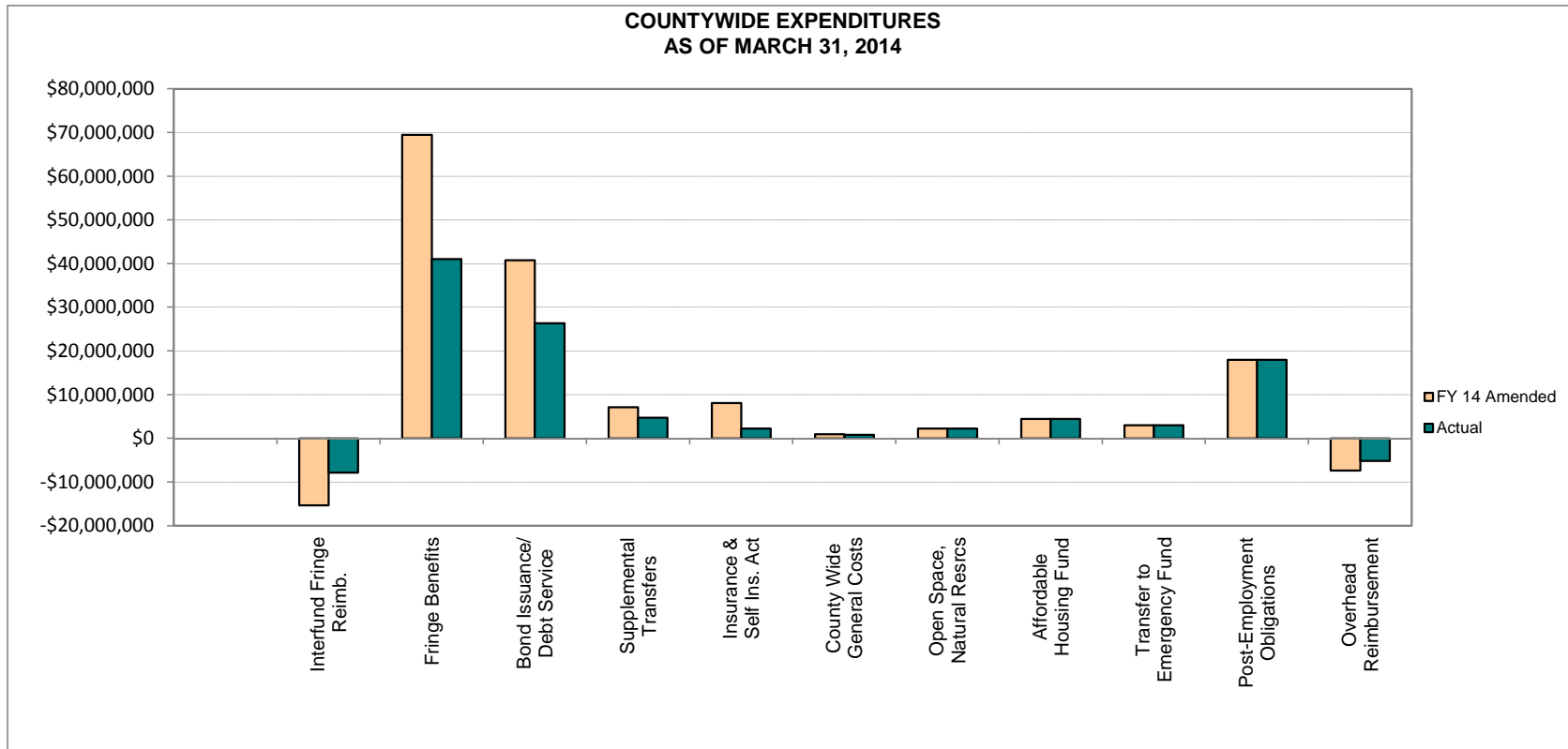
\*\* Prorated Budget is 75% of Amended Budget



Actual includes encumbrances

	FY 14 Original Budget	FY 14 Amended Budget	Actual to date	(Over)/Under	% Used	% (Over)/Under Prorated Budget *
Environmental - Sewer	37,904,725	38,198,921	28,332,736	9,866,185	74%	1%
Environmental - Solid Waste	24,078,076	24,942,076	19,202,348	5,739,728	77%	(2%)
Finance	9,319,307	9,405,707	6,262,453	3,143,254	67%	8%
Fire Control	27,625,451	27,625,451	20,452,869	7,172,582	74%	1%
Housing & Human Concerns	17,149,110	17,149,110	14,530,494	2,618,616	85%	(10%)
Office of the Mayor	11,144,353	11,144,353	8,784,429	2,359,924	79%	(4%)
Parks & Recreation/Golf	31,020,038	31,107,038	22,128,881	8,978,157	71%	4%
Police	45,021,583	45,021,583	31,449,840	13,571,743	70%	5%
Public Works - General	7,458,840	7,458,840	5,772,478	1,686,362	77%	(2%)
Highways	27,040,308	27,353,709	18,043,232	9,310,477	66%	9%
Transportation	18,805,024	18,805,024	15,640,816	3,164,208	83%	(8%)
Water Supply	53,688,175	54,159,049	33,145,441	21,013,608	61%	14%

\*\* Prorated Budget is 75% of Amended Budget



	FY 14 Original Budget	FY 14 Amended Budget	Actual to date	(Over)/Under	% Used	% (Over)/Under Prorated Budget *
Interfund Fringe Reimb.	(14,971,247)	(15,326,198)	(7,871,511)	(7,454,687)	51%	24%
Fringe Benefits	69,030,331	69,514,056	41,065,039	28,449,017	59%	16%
Bond Issuance/Debt Service	34,910,033	40,745,685	26,376,164	14,369,521	65%	10%
Supplemental Transfers	6,278,440	7,142,440	4,708,830	2,433,610	66%	9%
Insurance & Self Ins. Act	8,000,000	8,073,378	2,224,081	5,849,297	28%	47%
County Wide General Costs	880,126	930,126	826,982	103,144	89%	(14%)
Open Space, Natural Resrcs	2,233,182	2,233,182	2,233,182	-	100%	(25%)
Affordable Housing Fund	4,466,363	4,466,363	4,466,363	-	100%	(25%)
Transfer to Emergency Fund	3,000,000	3,000,000	3,000,000	-	100%	(25%)
Post-Employment Obligations	18,000,000	18,000,000	18,000,000	-	100%	(25%)
Overhead Reimbursement	(7,204,776)	(7,333,550)	(5,140,142)	(2,193,408)	70%	5%
<b>Total</b>	<b>124,622,452</b>	<b>131,445,482</b>	<b>89,888,988</b>	<b>41,556,494</b>	<b>68%</b>	<b>7%</b>


\*\* Prorated Budget is 75% of Amended Budget

---

## II. Revenue

---

### II.A. Budget Ordinance



**County of Maui**  
**Statement of Estimated and Actual Revenue**  
**Revenue - Budget Ordinance**  
**Fiscal Year Ending 6/30/2014 - as of 3/31/2014**

10	*** GENERAL FUND	Prior	Amended	Year	Budget	
Object		Year	Annual	to Date	(Over)/Under	
* Char	** Subfund	*** Fund	Uncollected	Estimate	Collected	
310			8,017,960	223,318,148	221,155,770	10,180,338
312				9,000,000	7,316,887	1,683,113
<b>31</b>	<b>* Taxes</b>		<b>8,017,960</b>	<b>232,318,148</b>	<b>228,472,657</b>	<b>11,863,451</b>
321				22,000	8,644	13,356
322				2,300,000	2,781,497	(481,497)
323				3,500,000	2,755,493	744,509
<b>32</b>	<b>* Licenses and permits</b>		<b>0</b>	<b>5,822,000</b>	<b>5,545,634</b>	<b>276,368</b>
330				8,313	27,366	(19,054)
331				5,463		5,463
333				21,000,000	8,835,000	12,165,000
335				46,000		46,000
336				5,225		5,225
<b>33</b>	<b>* Intergovernmental revenues</b>		<b>0</b>	<b>21,065,001</b>	<b>8,862,366</b>	<b>12,202,634</b>
341				100,000	77,891	22,109
342				1,100,000	646,041	453,959
347				360,000	276,767	83,233
<b>34</b>	<b>* Charges for current services</b>		<b>0</b>	<b>1,560,000</b>	<b>1,000,699</b>	<b>559,301</b>
351				1,800,000	1,467,970	332,030
352					48,948	(48,948)
353					14,828	(14,828)
<b>35</b>	<b>* Fines and forfeitures</b>		<b>0</b>	<b>1,800,000</b>	<b>1,531,746</b>	<b>268,254</b>
361				1,000,000	716,732	283,268
362				100,000	113,183	(13,183)
<b>36</b>	<b>* Interest &amp; investment</b>		<b>0</b>	<b>1,100,000</b>	<b>829,915</b>	<b>270,085</b>
370					300	(300)
377				40,000	67,581	(27,581)
378				760,000	985,467	(225,467)

**County of Maui**  
**Statement of Estimated and Actual Revenue**  
**Revenue - Budget Ordinance**  
**Fiscal Year Ending 6/30/2014 - as of 3/31/2014**

10	*** GENERAL FUND		Prior Year Uncollected	Amended Annual Estimate	Year to Date Collected	Budget (Over)/Under
Object	* Char ** Subfund *** Fund					
<b>37</b>	<b>* Other revenues</b>		<b>0</b>	<b>800,000</b>	<b>1,053,348</b>	<b>(253,348)</b>
741	Special Revenue Funds			16,545,697	12,754,315	3,791,382
744	Other Governmental Funds			4,783,929	3,739,486	1,044,443
745	Proprietary Funds			2,357,562	263,861	2,093,701
<b>74</b>	<b>* Transfers in</b>		<b>0</b>	<b>23,687,188</b>	<b>16,757,662</b>	<b>6,929,526</b>
<b>Subfund **</b>	<b>General Fund</b>		<b>8,017,960</b>	<b>288,152,337</b>	<b>264,054,027</b>	<b>32,116,271</b>
321	Business licenses and permits			2,477,805	2,509,323	(31,517)
323	Motor vehicle licenses & fees				260	(260)
<b>32</b>	<b>* Licenses and permits</b>		<b>0</b>	<b>2,477,805</b>	<b>2,509,583</b>	<b>(31,777)</b>
<b>Subfund **</b>	<b>Liquor Control Fund</b>		<b>0</b>	<b>2,477,805</b>	<b>2,509,583</b>	<b>(31,777)</b>
<b>Fund ***</b>	<b>GENERAL FUND</b>		<b>8,017,960</b>	<b>290,630,142</b>	<b>266,563,610</b>	<b>32,084,494</b>



**County of Maui**  
**Statement of Estimated and Actual Revenue**  
**Revenue - Budget Ordinance**  
**Fiscal Year Ending 6/30/2014 - as of 3/31/2014**

11	*** SPECIAL REVENUE FUND	Prior Year Uncollected	Amended Annual Estimate	Year to Date Collected	Budget (Over)/Under
Object	* Char ** Subfund *** Fund				
313	Franchise Tax		10,000,000	10,762,004	(762,004)
314	Fuel Tax	901,032	10,400,000	7,984,870	3,316,162
<b>31</b>	<b>* Taxes</b>	<b>901,032</b>	<b>20,400,000</b>	<b>18,746,874</b>	<b>2,554,158</b>
323	Motor vehicle licenses & fees		16,500,000	13,445,595	3,054,405
<b>32</b>	<b>* Licenses and permits</b>	<b>0</b>	<b>16,500,000</b>	<b>13,445,595</b>	<b>3,054,405</b>
341	General government			1,453	(1,453)
343	Public Transit Bus Fare		2,600,000	2,047,524	552,476
<b>34</b>	<b>* Charges for current services</b>	<b>0</b>	<b>2,600,000</b>	<b>2,048,977</b>	<b>551,023</b>
378	Miscellaneous program receipts			415	(415)
<b>37</b>	<b>* Other revenues</b>	<b>0</b>	<b>0</b>	<b>415</b>	<b>(415)</b>
740	General Fund		75,000	56,250	18,750
741	Special Revenue Funds		10,000		10,000
744	Other Governmental Funds		340,000	255,000	85,000
<b>74</b>	<b>* Transfers in</b>	<b>0</b>	<b>425,000</b>	<b>311,250</b>	<b>113,750</b>
<b>Subfund ** Highway Fund</b>		<b>901,032</b>	<b>39,925,000</b>	<b>34,553,111</b>	<b>6,272,921</b>
322	Other licenses & permit			24,655	(24,655)
<b>32</b>	<b>* Licenses and permits</b>	<b>0</b>	<b>0</b>	<b>24,655</b>	<b>(24,655)</b>
335	Federal grants passed thru the			1,310	(1,310)
<b>33</b>	<b>* Intergovernmental revenues</b>	<b>0</b>	<b>0</b>	<b>1,310</b>	<b>(1,310)</b>
341	General government			61	(61)
346	Waste management	2,639,934	45,082,752	35,490,002	12,232,683
<b>34</b>	<b>* Charges for current services</b>	<b>2,639,934</b>	<b>45,082,752</b>	<b>35,490,063</b>	<b>12,232,622</b>
378	Miscellaneous program receipts		35,000	33,763	1,237
<b>37</b>	<b>* Other revenues</b>	<b>0</b>	<b>35,000</b>	<b>33,763</b>	<b>1,237</b>
741	Special Revenue Funds			151,261	(151,261)

**County of Maui**  
**Statement of Estimated and Actual Revenue**  
**Revenue - Budget Ordinance**  
**Fiscal Year Ending 6/30/2014 - as of 3/31/2014**

11	<b>*** SPECIAL REVENUE FUND</b>	Prior Year Uncollected	Amended Annual Estimate	Year to Date Collected	Budget (Over)/Under
Object	* Char ** Subfund *** Fund				
<b>74</b>	<b>* Transfers in</b>	<b>0</b>	<b>0</b>	<b>151,261</b>	<b>(151,261)</b>
<b>Subfund **</b>	<b>Sewer Fund</b>	<b>2,639,934</b>	<b>45,117,752</b>	<b>35,701,052</b>	<b>12,056,633</b>
323	Motor vehicle licenses & fees		50,000	51,339	(1,339)
<b>32</b>	<b>* Licenses and permits</b>	<b>0</b>	<b>50,000</b>	<b>51,339</b>	<b>(1,339)</b>
741	Special Revenue Funds			370,166	(370,166)
<b>74</b>	<b>* Transfers in</b>	<b>0</b>	<b>0</b>	<b>370,166</b>	<b>(370,166)</b>
<b>Subfund **</b>	<b>Bikeway Fund</b>	<b>0</b>	<b>50,000</b>	<b>421,505</b>	<b>(371,505)</b>
344	Refuse		5,300,000	5,507,388	(207,388)
345	Landfill Disposal Fee	915,731	7,914,000	5,959,074	2,870,658
<b>34</b>	<b>* Charges for current services</b>	<b>915,731</b>	<b>13,214,000</b>	<b>11,466,462</b>	<b>2,663,270</b>
377	Miscellaneous general receipts			1,032	(1,032)
378	Miscellaneous program receipts	608		42,295	(41,688)
<b>37</b>	<b>* Other revenues</b>	<b>608</b>	<b>0</b>	<b>43,327</b>	<b>(42,720)</b>
740	General Fund		6,015,790	3,863,842	2,151,948
741	Special Revenue Funds		1,992,000	1,274,128	717,872
<b>74</b>	<b>* Transfers in</b>	<b>0</b>	<b>8,007,790</b>	<b>5,137,970</b>	<b>2,869,820</b>
<b>Subfund **</b>	<b>Solid Waste Fund</b>	<b>916,339</b>	<b>21,221,790</b>	<b>16,647,759</b>	<b>5,490,370</b>
<b>Fund ***</b>	<b>SPECIAL REVENUE FUND</b>	<b>4,457,305</b>	<b>106,314,542</b>	<b>87,323,427</b>	<b>23,448,419</b>

**County of Maui**  
**Statement of Estimated and Actual Revenue**  
**Revenue - Budget Ordinance**  
**Fiscal Year Ending 6/30/2014 - as of 3/31/2014**

12	*** DEBT SERVICE FUND	Prior	Amended	Year	Budget
Object		Year	Annual	to Date	(Over)/Under
* Char	** Subfund	Uncollected	Estimate	Collected	
*** Fund					
682	Interest and issuance costs		883,634	883,635	(1)
684	Principal		1,394,580	1,394,579	1
<b>68</b>	<b>* Debt service</b>	<b>0</b>	<b>2,278,214</b>	<b>2,278,214</b>	<b>0</b>
<b>Subfund</b>	<b>** Debt Service Fund</b>	<b>0</b>	<b>2,278,214</b>	<b>2,278,214</b>	<b>0</b>
<b>Fund</b>	<b>*** DEBT SERVICE FUND</b>	<b>0</b>	<b>2,278,214</b>	<b>2,278,214</b>	<b>0</b>

**County of Maui**  
**Statement of Estimated and Actual Revenue**  
**Revenue - Budget Ordinance**  
**Fiscal Year Ending 6/30/2014 - as of 3/31/2014**

13	*** CAPITAL PROJECTS FUND	Prior	Amended	Year	Budget
Object		Year	Annual	to Date	(Over)/Under
* Char	** Subfund	Uncollected	Estimate	Collected	
*** Fund					
744	Other Governmental Funds		983,000		983,000
<b>74</b>	<b>* Transfers in</b>	<b>0</b>	<b>983,000</b>	<b>0</b>	<b>983,000</b>
<b>Subfund</b>	<b>** Parks Assessments CIP</b>	<b>0</b>	<b>983,000</b>	<b>0</b>	<b>983,000</b>
<b>Fund</b>	<b>*** CAPITAL PROJECTS FUND</b>	<b>0</b>	<b>983,000</b>	<b>0</b>	<b>983,000</b>

**County of Maui**  
**Statement of Estimated and Actual Revenue**  
**Revenue - Budget Ordinance**  
**Fiscal Year Ending 6/30/2014 - as of 3/31/2014**

15	*** ENTERPRISE FUND	Prior	Amended	Year	Budget
Object		Year	Annual	to Date	(Over)/Under
* Char	** Subfund	Uncollected	Estimate	Collected	
*** Fund					
347	Recreation		794,000	612,798	181,202
<b>34</b>	<b>* Charges for current services</b>	<b>0</b>	<b>794,000</b>	<b>612,798</b>	<b>181,202</b>
362	Rental income		289,212	221,400	67,812
<b>36</b>	<b>* Interest &amp; investment</b>	<b>0</b>	<b>289,212</b>	<b>221,400</b>	<b>67,812</b>
378	Miscellaneous program receipts			107	(107)
<b>37</b>	<b>* Other revenues</b>	<b>0</b>	<b>0</b>	<b>107</b>	<b>(107)</b>
740	General Fund		1,126,650	844,988	281,663
<b>74</b>	<b>* Transfers in</b>	<b>0</b>	<b>1,126,650</b>	<b>844,988</b>	<b>281,663</b>
<b>Subfund ** Golf Course Special Fund</b>		<b>0</b>	<b>2,209,862</b>	<b>1,679,293</b>	<b>530,570</b>
<b>Fund</b>	<b>*** ENTERPRISE FUND</b>	<b>0</b>	<b>2,209,862</b>	<b>1,679,293</b>	<b>530,570</b>

**County of Maui**  
**Statement of Estimated and Actual Revenue**  
**Revenue - Budget Ordinance**  
**Fiscal Year Ending 6/30/2014 - as of 3/31/2014**


25	<b>*** UTILITY ENTERPRISE FUND</b>	Prior	Amended	Year	Budget
Object	* Char ** Subfund *** Fund	Year	Annual	to Date	(Over)/Under
		Uncollected	Estimate	Collected	
349	Water Sales		52,696,464	41,243,374	11,453,090
350	Other Revenue		774,870	749,378	25,492
<b>34</b>	<b>* Charges for current services</b>	<b>0</b>	<b>53,471,334</b>	<b>41,992,752</b>	<b>11,478,582</b>
361	Interest on investments		100,000	173,849	(73,849)
<b>36</b>	<b>* Interest &amp; investment</b>	<b>0</b>	<b>100,000</b>	<b>173,849</b>	<b>(73,849)</b>
354	Other Non-Operating Revenue		22,753	42,063	(19,310)
372	Capital contributions			23,360	(23,360)
<b>37</b>	<b>* Other revenues</b>	<b>0</b>	<b>22,753</b>	<b>65,423</b>	<b>(42,670)</b>
<b>Subfund ** DWS Revenue Fund</b>		<b>0</b>	<b>53,594,087</b>	<b>42,232,024</b>	<b>11,362,063</b>
372	Capital contributions			1,127,308	(1,127,308)
<b>37</b>	<b>* Other revenues</b>	<b>0</b>	<b>0</b>	<b>1,127,308</b>	<b>(1,127,308)</b>
748	Assessment Funds		4,000,000		4,000,000
<b>74</b>	<b>* Transfers in</b>	<b>0</b>	<b>4,000,000</b>	<b>0</b>	<b>4,000,000</b>
<b>Subfund ** DWS Water System Development</b>		<b>0</b>	<b>4,000,000</b>	<b>1,127,308</b>	<b>2,872,692</b>
<b>Fund *** UTILITY ENTERPRISE FUND</b>		<b>0</b>	<b>57,594,087</b>	<b>43,359,332</b>	<b>14,234,755</b>
	<b>Grand Total</b>	<b>12,475,265</b>	<b>460,009,847</b>	<b>401,203,876</b>	<b>71,281,238</b>

---

## II. Revenue

---

### II.B. Appendices / Other





**County of Maui**  
**Statement of Estimated and Actual Revenue**  
**Revenue - Appendices/Other**  
**Fiscal Year Ending 6/30/2014 - as of 3/31/2014**

11	<b>*** SPECIAL REVENUE FUND</b>	Prior	Amended	Year	Budget	
Object		Year	Annual	to Date	(Over)/Under	
* Char	** Subfund	*** Fund	Uncollected	Estimate	Collected	
322		Other licenses & permit		8,793	32,371	(23,578)
323		Motor vehicle licenses & fees			2,200	(2,200)
324		Ocean Permits		52,000	59,500	(7,500)
<b>32</b>	<b>*</b>	<b>Licenses and permits</b>	<b>0</b>	<b>60,793</b>	<b>94,071</b>	<b>(33,278)</b>
334		State grants			1,811	(1,811)
<b>33</b>	<b>*</b>	<b>Intergovernmental revenues</b>	<b>0</b>	<b>0</b>	<b>1,811</b>	<b>(1,811)</b>
352		Fines		64,529	152,589	(88,060)
<b>35</b>	<b>*</b>	<b>Fines and forfeitures</b>	<b>0</b>	<b>64,529</b>	<b>152,589</b>	<b>(88,060)</b>
361		Interest on investments			291,593	(291,593)
<b>36</b>	<b>*</b>	<b>Interest &amp; investment</b>	<b>0</b>	<b>0</b>	<b>291,593</b>	<b>(291,593)</b>
370		Misc income revolving		597,754	1,237,338	(639,585)
371		Operating contributions		21,168	192,487	(171,319)
378		Miscellaneous program receipts		11,602	630,521	(618,919)
<b>37</b>	<b>*</b>	<b>Other revenues</b>	<b>0</b>	<b>630,524</b>	<b>2,060,346</b>	<b>(1,429,823)</b>
740		General Fund		27,699,545	27,699,545	
744		Other Governmental Funds		5,933,001	259,216	5,673,785
<b>74</b>	<b>*</b>	<b>Transfers in</b>	<b>0</b>	<b>33,632,546</b>	<b>27,958,761</b>	<b>5,673,785</b>
<b>Subfund **</b>	<b>County Revolving Funds</b>		<b>0</b>	<b>34,388,392</b>	<b>30,559,171</b>	<b>3,829,220</b>
330		Federal grants	426,723	2,155,358	1,988,389	593,692
334		State grants	1,975,397	7,388,256	4,505,161	4,858,492
335		Federal grants passed thru the	3,393,440	5,235,451	5,908,198	2,720,691
<b>33</b>	<b>*</b>	<b>Intergovernmental revenues</b>	<b>5,795,560</b>	<b>14,779,065</b>	<b>12,401,748</b>	<b>8,172,875</b>
361		Interest on investments		19	41	(22)
364		Other income			13,094	(13,094)
<b>36</b>	<b>*</b>	<b>Interest &amp; investment</b>	<b>0</b>	<b>19</b>	<b>13,135</b>	<b>(13,116)</b>
370		Misc income revolving		20,000	20,000	

**County of Maui**  
**Statement of Estimated and Actual Revenue**  
**Revenue - Appendices/Other**  
**Fiscal Year Ending 6/30/2014 - as of 3/31/2014**

11	<b>*** SPECIAL REVENUE FUND</b>	Prior Year	Amended Annual Estimate	Year to Date Collected	Budget (Over)/Under
Object	* Char ** Subfund *** Fund	Uncollected			
371	Operating contributions		2,684,316	2,758,394	(74,078)
378	Miscellaneous program receipts			1,880	(1,880)
<b>37</b>	<b>* Other revenues</b>	<b>0</b>	<b>2,704,316</b>	<b>2,780,274</b>	<b>(75,958)</b>
740	General Fund		53,495	31,495	22,000
741	Special Revenue Funds		760,544	634,850	125,694
<b>74</b>	<b>* Transfers in</b>	<b>0</b>	<b>814,039</b>	<b>666,345</b>	<b>147,694</b>
	<b>Subfund ** Intergovernmental Grant Fund</b>	<b>5,795,560</b>	<b>18,297,439</b>	<b>15,861,502</b>	<b>8,231,495</b>
330	Federal grants		17,516,000	12,409,143	5,106,857
<b>33</b>	<b>* Intergovernmental revenues</b>	<b>0</b>	<b>17,516,000</b>	<b>12,409,143</b>	<b>5,106,857</b>
361	Interest on investments		3,699	6,521	(2,821)
<b>36</b>	<b>* Interest &amp; investment</b>	<b>0</b>	<b>3,699</b>	<b>6,521</b>	<b>(2,821)</b>
741	Special Revenue Funds		682,949	682,949	
<b>74</b>	<b>* Transfers in</b>	<b>0</b>	<b>682,949</b>	<b>682,949</b>	<b>0</b>
	<b>Subfund ** Sec.8 Hud Housing Assistance</b>	<b>0</b>	<b>18,202,648</b>	<b>13,098,613</b>	<b>5,104,036</b>
380	Assessment revenue			168,781	(168,781)
<b>38</b>	<b>* Assessments</b>	<b>0</b>	<b>0</b>	<b>168,781</b>	<b>(168,781)</b>
	<b>Subfund ** Special Parks Assessment</b>	<b>0</b>	<b>0</b>	<b>168,781</b>	<b>(168,781)</b>
378	Miscellaneous program receipts			2	(2)
<b>37</b>	<b>* Other revenues</b>	<b>0</b>	<b>0</b>	<b>2</b>	<b>(2)</b>
380	Assessment revenue			317,121	(317,121)
<b>38</b>	<b>* Assessments</b>	<b>0</b>	<b>0</b>	<b>317,121</b>	<b>(317,121)</b>
	<b>Subfund ** Special Sewer Assessment Fund</b>	<b>0</b>	<b>0</b>	<b>317,123</b>	<b>(317,123)</b>
<b>Fund *** SPECIAL REVENUE FUND</b>		<b>5,795,560</b>	<b>70,888,479</b>	<b>60,005,190</b>	<b>16,678,847</b>

**County of Maui**  
**Statement of Estimated and Actual Revenue**  
**Revenue - Appendices/Other**  
**Fiscal Year Ending 6/30/2014 - as of 3/31/2014**

13	*** CAPITAL PROJECTS FUND				
Object		Prior	Amended	Year	Budget
* Char	** Subfund	*** Fund	Year	to Date	(Over)/Under
			Uncollected	Annual	
				Estimate	Collected
330	Federal grants		8,156		8,156
<b>33</b>	<b>* Intergovernmental revenues</b>		<b>8,156</b>	<b>0</b>	<b>0</b>
<b>Subfund **</b>	<b>Federal CIP Grants</b>		<b>8,156</b>	<b>0</b>	<b>0</b>
334	State grants			998,000	998,000
<b>33</b>	<b>* Intergovernmental revenues</b>		<b>0</b>	<b>998,000</b>	<b>0</b>
361	Interest on investments				(35)
<b>36</b>	<b>* Interest &amp; investment</b>		<b>0</b>	<b>0</b>	<b>(35)</b>
<b>Subfund **</b>	<b>State CIP Grants</b>		<b>0</b>	<b>998,000</b>	<b>(35)</b>
335	Federal grants passed thru the		864,742	10,267,197	6,897,512
<b>33</b>	<b>* Intergovernmental revenues</b>		<b>864,742</b>	<b>10,267,197</b>	<b>6,897,512</b>
378	Miscellaneous program receipts				26,168
<b>37</b>	<b>* Other revenues</b>		<b>0</b>	<b>0</b>	<b>26,168</b>
<b>Subfund **</b>	<b>State CIP Grants - DOT</b>		<b>864,742</b>	<b>10,267,197</b>	<b>6,923,680</b>
335	Federal grants passed thru the		2,586,668		290,208
<b>33</b>	<b>* Intergovernmental revenues</b>		<b>2,586,668</b>	<b>0</b>	<b>290,208</b>
733	SRF & USDA Loans				5,718,396
<b>72</b>	<b>* Issuance of debt</b>		<b>0</b>	<b>0</b>	<b>5,718,396</b>
<b>Subfund **</b>	<b>American recovery act 2009</b>		<b>2,586,668</b>	<b>0</b>	<b>6,008,604</b>
372	Capital contributions		461,506		461,506
<b>37</b>	<b>* Other revenues</b>		<b>461,506</b>	<b>0</b>	<b>0</b>
<b>Subfund **</b>	<b>Private CIP Contributions</b>		<b>461,506</b>	<b>0</b>	<b>0</b>
733	SRF & USDA Loans			4,780,684	10,713,311
<b>72</b>	<b>* Issuance of debt</b>		<b>0</b>	<b>4,780,684</b>	<b>10,713,311</b>

**County of Maui**  
**Statement of Estimated and Actual Revenue**  
**Revenue - Appendices/Other**  
**Fiscal Year Ending 6/30/2014 - as of 3/31/2014**

13	*** CAPITAL PROJECTS FUND					
Object			Prior	Amended	Year	
* Char	** Subfund	*** Fund	Year	Annual	to Date	
			Uncollected	Estimate	Collected	
					Budget	
					(Over)/Under	
<b>Subfund **</b>	<b>State CIP Loans</b>		0	4,780,684	10,713,311	(5,932,627)
744	Other Governmental Funds				529,000	(529,000)
<b>74</b>	<b>* Transfers in</b>		0	0	529,000	(529,000)
<b>Subfund **</b>	<b>Lapsed Bond Projects</b>		0	0	529,000	(529,000)
361	Interest on investments				69	(69)
<b>36</b>	<b>* Interest &amp; investment</b>		0	0	69	(69)
<b>Subfund **</b>	<b>1998 GO Bond Issue</b>		0	0	69	(69)
361	Interest on investments				99	(99)
<b>36</b>	<b>* Interest &amp; investment</b>		0	0	99	(99)
<b>Subfund **</b>	<b>2001 GO Bond Issue</b>		0	0	99	(99)
361	Interest on investments				44	(44)
<b>36</b>	<b>* Interest &amp; investment</b>		0	0	44	(44)
<b>Subfund **</b>	<b>2002 GO Bond Issue</b>		0	0	44	(44)
361	Interest on investments				50	(50)
<b>36</b>	<b>* Interest &amp; investment</b>		0	0	50	(50)
<b>Subfund **</b>	<b>2005 ABC GO Bond Issue</b>		0	0	50	(50)
361	Interest on investments				6	(6)
<b>36</b>	<b>* Interest &amp; investment</b>		0	0	6	(6)
<b>Subfund **</b>	<b>2002 BC GO Bond Issue</b>		0	0	6	(6)
361	Interest on investments				83	(83)
<b>36</b>	<b>* Interest &amp; investment</b>		0	0	83	(83)
<b>Subfund **</b>	<b>2006 ABC GO Bond Issue</b>		0	0	83	(83)
361	Interest on investments				11,536	(11,536)

**County of Maui**  
**Statement of Estimated and Actual Revenue**  
**Revenue - Appendices/Other**  
**Fiscal Year Ending 6/30/2014 - as of 3/31/2014**


13	*** CAPITAL PROJECTS FUND	Prior	Amended	Year	Budget
Object		Year	Annual	to Date	(Over)/Under
* Char ** Subfund *** Fund		Uncollected	Estimate	Collected	
<b>36</b>	<b>* Interest &amp; investment</b>	0	0	11,536	(11,536)
<b>Subfund ** 2008</b>	<b>GO Bond Issue</b>	0	0	11,536	(11,536)
361	Interest on investments			7,500	(7,500)
<b>36</b>	<b>* Interest &amp; investment</b>	0	0	7,500	(7,500)
743	Capital Projects Fund			45,303	(45,303)
<b>74</b>	<b>* Transfers in</b>	0	0	45,303	(45,303)
<b>Subfund ** 2010 B</b>	<b>GO Bond Issue tax exmpt</b>	0	0	52,803	(52,803)
361	Interest on investments			(15)	15
<b>36</b>	<b>* Interest &amp; investment</b>	0	0	(15)	15
743	Capital Projects Fund			99	(99)
<b>74</b>	<b>* Transfers in</b>	0	0	99	(99)
<b>Subfund ** 2010 A</b>	<b>GO Bond Issue taxable</b>	0	0	84	(84)
361	Interest on investments			5,086	(5,086)
<b>36</b>	<b>* Interest &amp; investment</b>	0	0	5,086	(5,086)
743	Capital Projects Fund			112,768	(112,768)
<b>74</b>	<b>* Transfers in</b>	0	0	112,768	(112,768)
<b>Subfund ** 2012 B</b>	<b>GO Bond</b>	0	0	117,854	(117,854)
730	General Obligation Bonds		33,739,000		33,739,000
<b>72</b>	<b>* Issuance of debt</b>	0	33,739,000	0	33,739,000
743	Capital Projects Fund		529,000		529,000
<b>74</b>	<b>* Transfers in</b>	0	529,000	0	529,000
<b>Subfund ** 2014 Proposed</b>	<b>GO Bond</b>	0	34,268,000	0	34,268,000
<b>Fund *** CAPITAL PROJECTS FUND</b>		<b>3,921,072</b>	<b>50,313,881</b>	<b>24,357,188</b>	<b>29,877,764</b>

**County of Maui**  
**Statement of Estimated and Actual Revenue**  
**Revenue - Appendices/Other**  
**Fiscal Year Ending 6/30/2014 - as of 3/31/2014**

25	<b>*** UTILITY ENTERPRISE FUND</b>	Prior	Amended	Year	Budget
Object		Year	Annual	to Date	(Over)/Under
* Char	** Subfund	Uncollected	Estimate	Collected	
*** Fund					
733	SRF & USDA Loans		15,926,593	8,613,459	7,313,134
<b>72</b>	<b>* Issuance of debt</b>	<b>0</b>	<b>15,926,593</b>	<b>8,613,459</b>	<b>7,313,134</b>
<b>Subfund **</b>	<b>DWS State Fund</b>	<b>0</b>	<b>15,926,593</b>	<b>8,613,459</b>	<b>7,313,134</b>
330	Federal grants			323,993	(323,993)
<b>33</b>	<b>* Intergovernmental revenues</b>	<b>0</b>	<b>0</b>	<b>323,993</b>	<b>(323,993)</b>
<b>Subfund **</b>	<b>DWS Federal Fund</b>	<b>0</b>	<b>0</b>	<b>323,993</b>	<b>(323,993)</b>
361	Interest on investments			23	(23)
<b>36</b>	<b>* Interest &amp; investment</b>	<b>0</b>	<b>0</b>	<b>23</b>	<b>(23)</b>
<b>Subfund **</b>	<b>DWS 1998 GO Bond Fund</b>	<b>0</b>	<b>0</b>	<b>23</b>	<b>(23)</b>
361	Interest on investments			2,433	(2,433)
<b>36</b>	<b>* Interest &amp; investment</b>	<b>0</b>	<b>0</b>	<b>2,433</b>	<b>(2,433)</b>
<b>Subfund **</b>	<b>DWS 2007 GO Bond Fund</b>	<b>0</b>	<b>0</b>	<b>2,433</b>	<b>(2,433)</b>
361	Interest on investments			3,263	(3,263)
<b>36</b>	<b>* Interest &amp; investment</b>	<b>0</b>	<b>0</b>	<b>3,263</b>	<b>(3,263)</b>
<b>Subfund **</b>	<b>DWS 2009-10-11 GO BOND FUND</b>	<b>0</b>	<b>0</b>	<b>3,263</b>	<b>(3,263)</b>
361	Interest on investments			(295)	295
<b>36</b>	<b>* Interest &amp; investment</b>	<b>0</b>	<b>0</b>	<b>(295)</b>	<b>295</b>
<b>Subfund **</b>	<b>DWS 2011-12 GO BOND FUND</b>	<b>0</b>	<b>0</b>	<b>(295)</b>	<b>295</b>
361	Interest on investments			(512)	512
<b>36</b>	<b>* Interest &amp; investment</b>	<b>0</b>	<b>0</b>	<b>(512)</b>	<b>512</b>
<b>Subfund **</b>	<b>DWS 2013 GO BOND FUND</b>	<b>0</b>	<b>0</b>	<b>(512)</b>	<b>512</b>
<b>Fund ***</b>	<b>UTILITY ENTERPRISE FUND</b>	<b>0</b>	<b>15,926,593</b>	<b>8,942,364</b>	<b>6,984,229</b>

**County of Maui**  
**Statement of Estimated and Actual Revenue**  
**Revenue - Appendices/Other**  
**Fiscal Year Ending 6/30/2014 - as of 3/31/2014**

25	*** UTILITY ENTERPRISE FUND	Prior	Amended	Year	Budget
Object	* Char ** Subfund *** Fund	Year	Annual	to Date	(Over)/Under
		Uncollected	Estimate	Collected	
<b>Grand Total</b>		9,716,632	137,128,953	93,304,742	53,540,840






---

## II. Revenue

---

### II.C. Grant Revenue Report



County of Maui

Office of the Mayor Grant Revenues & Expenditures Quarterly Report - by Index and Fiscal Year as of 12/31/2013

Index	Index Title	FY	Beginning Fund Balance	Revenue	Expenditures	Transfers In	Transfers Out	Ending Fund Balance
106013	LANAI COMM HLTH CTR PRE-DEV	2013		(1,292.81)	1,292.81			0.00
				<b>(1,292.81)</b>	<b>1,292.81</b>	<b>0.00</b>	<b>0.00</b>	
106186	ENERGY EFFNCY/CONSVTN BLCK GRT	2013	(34,891.68)					(34,891.68)
106186	ENERGY EFFNCY/CONSVTN BLCK GRT	2014	(34,891.68)					(34,891.68)
				<b>0.00</b>	<b>0.00</b>	<b>0.00</b>	<b>0.00</b>	
106196	HTA PROD ENRCHMT PRG10 BT10-06	2013	(2,759.04)		2,759.04			0.00
				<b>0.00</b>	<b>2,759.04</b>	<b>0.00</b>	<b>0.00</b>	
106341	CONSTRUCTION - HALE MAUNALOA	2014		(12,451.33)	12,451.33			0.00
				<b>(12,451.33)</b>	<b>12,451.33</b>	<b>0.00</b>	<b>0.00</b>	
116013	LANAI COMM HLTH CTR PRE-DEV	2013		(2.72)	2.72			0.00
				<b>(2.72)</b>	<b>2.72</b>	<b>0.00</b>	<b>0.00</b>	
116030	CDBG PROGRAM ADMIN FY2011	2013	1,521.50					1,521.50
116030	CDBG PROGRAM ADMIN FY2011	2014	1,521.50					1,521.50
				<b>0.00</b>	<b>0.00</b>	<b>0.00</b>	<b>0.00</b>	
116188	HTA PROD ENRCHMT PRG11 BT10-06	2013	(43,001.93)		43,001.93			0.00
				<b>0.00</b>	<b>43,001.93</b>	<b>0.00</b>	<b>0.00</b>	
116199	WRKFRCE INVST ACT PY10-YOUTH	2013	38,083.51	(43,137.00)	5,053.49			0.00
				<b>(43,137.00)</b>	<b>5,053.49</b>	<b>0.00</b>	<b>0.00</b>	
116200	WRKFRCE INVST ACT PY10-ADULT	2013	5,838.81	(5,418.09)	(420.72)			0.00
				<b>(5,418.09)</b>	<b>(420.72)</b>	<b>0.00</b>	<b>0.00</b>	
116201	WRKFRCE INVST ACT PY10-ADMIN	2013	19,914.69	(19,914.69)				0.00
				<b>(19,914.69)</b>	<b>0.00</b>	<b>0.00</b>	<b>0.00</b>	
116202	WRKFRCE INVST PY10 DSLCTD WRKR	2013	6,326.10	(8,254.79)	1,928.69			0.00
				<b>(8,254.79)</b>	<b>1,928.69</b>	<b>0.00</b>	<b>0.00</b>	
116215	ARRA09 ST ENERGY SCTR TRNG GRT	2013	147,622.59	(203,289.91)	52,444.93			(3,222.39)
116215	ARRA09 ST ENERGY SCTR TRNG GRT	2014	(3,222.39)					(3,222.39)
				<b>(203,289.91)</b>	<b>52,444.93</b>	<b>0.00</b>	<b>0.00</b>	
116342	CONSTRUCTION - HALE MAUNALOA	2014		(28,099.80)	28,099.80			0.00
				<b>(28,099.80)</b>	<b>28,099.80</b>	<b>0.00</b>	<b>0.00</b>	
126000	MPD EMRGCY RSPNSE VEHCLC HANA	2013		(34,816.85)	34,816.85			0.00
126000	MPD EMRGCY RSPNSE VEHCLC HANA	2014		(9,050.08)	9,050.08			0.00
				<b>(43,866.93)</b>	<b>43,866.93</b>	<b>0.00</b>	<b>0.00</b>	

County of Maui

Office of the Mayor

Grant Revenues & Expenditures Quarterly Report - by Index and Fiscal Year as of 12/31/2013

Index	Index Title	FY	Beginning Fund Balance	Revenue	Expenditures	Transfers In	Transfers Out	Ending Fund Balance
126001	EMRGNCY GNRTR-WAKIU WELLHANA	2013		(55,458.00)	55,458.00			0.00
				<b>(55,458.00)</b>	<b>55,458.00</b>	<b>0.00</b>	<b>0.00</b>	
126002	HALE MAUNALOA CONSTRCTN MOLKAI	2013		(350,000.00)	350,000.00			0.00
				<b>(350,000.00)</b>	<b>350,000.00</b>	<b>0.00</b>	<b>0.00</b>	
126003	KA HALE A KE OLA REHABTN/IMPRV	2013	114,958.99	(159,378.91)	44,419.92			0.00
				<b>(159,378.91)</b>	<b>44,419.92</b>	<b>0.00</b>	<b>0.00</b>	
126004	PHOTOVOLTC MFSS WLUKU WEINBRG	2013		(50,872.88)	50,872.88			0.00
				<b>(50,872.88)</b>	<b>50,872.88</b>	<b>0.00</b>	<b>0.00</b>	
126030	CDBG PROGRAM ADMIN FY2012	2013	24,674.99	(40,947.93)	16,504.54			231.60
126030	CDBG PROGRAM ADMIN FY2012	2014	231.60					231.60
				<b>(40,947.93)</b>	<b>16,504.54</b>	<b>0.00</b>	<b>0.00</b>	
126188	HTA PRODUCT ENRICHMENT FY12	2013	(279,342.47)		278,467.47			(875.00)
126188	HTA PRODUCT ENRICHMENT FY12	2014	(875.00)	875.00				0.00
				<b>875.00</b>	<b>278,467.47</b>	<b>0.00</b>	<b>0.00</b>	
126198	MOLOKAI YOUTH OPPORTUNITY-DOL	2013	630.00					630.00
126198	MOLOKAI YOUTH OPPORTUNITY-DOL	2014	630.00					630.00
				<b>0.00</b>	<b>0.00</b>	<b>0.00</b>	<b>0.00</b>	
126199	WRKFRCE INVST ACT PY11-YOUTH	2013	21,201.95	(186,986.99)	281,747.94			115,962.90
126199	WRKFRCE INVST ACT PY11-YOUTH	2014	115,962.90	(123,266.58)	7,303.67			(0.01)
				<b>(310,253.57)</b>	<b>289,051.61</b>	<b>0.00</b>	<b>0.00</b>	
126200	WRKFRCE INVST ACT PY11-ADULT	2013	83,061.37	(233,175.27)	148,945.59			(1,168.31)
126200	WRKFRCE INVST ACT PY11-ADULT	2014	(1,168.31)	(8,849.45)	10,017.76			0.00
				<b>(242,024.72)</b>	<b>158,963.35</b>	<b>0.00</b>	<b>0.00</b>	
126201	WRKFRCE INVST ACT PY11-ADMIN	2013	22,468.64	(36,856.02)	27,548.86			13,161.48
126201	WRKFRCE INVST ACT PY11-ADMIN	2014	13,161.48	(10,906.35)				2,255.13
				<b>(47,762.37)</b>	<b>27,548.86</b>	<b>0.00</b>	<b>0.00</b>	
126202	WRKFRCE INVST PY11 DSLCTD WRKR	2013	123,000.77	(276,541.97)	213,386.74			59,845.54
126202	WRKFRCE INVST PY11 DSLCTD WRKR	2014	59,845.54	(15,718.94)	(41,074.50)			3,052.10
				<b>(292,260.91)</b>	<b>172,312.24</b>	<b>0.00</b>	<b>0.00</b>	
126343	CONSTRUCTION OF HALE MAUNALOA	2014		(143,799.52)	143,799.52			0.00
				<b>(143,799.52)</b>	<b>143,799.52</b>	<b>0.00</b>	<b>0.00</b>	
136003	CDBG PROGRAM ADMIN FY2013	2013		(229,695.34)	252,021.51			22,326.17

County of Maui

Office of the Mayor

Grant Revenues & Expenditures Quarterly Report - by Index and Fiscal Year as of 12/31/2013

Index	Index Title	FY	Beginning Fund Balance	Revenue	Expenditures	Transfers In	Transfers Out	Ending Fund Balance
136003	CDBG PROGRAM ADMIN FY2013	2014	22,326.17	(32,875.36)	10,549.19			0.00
				<b>(262,570.70)</b>	<b>262,570.70</b>	<b>0.00</b>	<b>0.00</b>	
136063	ADA WHEELCHAIR RAMP FY2003	2013	(32,126.39)					(32,126.39)
136063	ADA WHEELCHAIR RAMP FY2003	2014	(32,126.39)					(32,126.39)
				<b>0.00</b>	<b>0.00</b>	<b>0.00</b>	<b>0.00</b>	
136103	LANAI COMM LAND ACQUISITION	2014		(360,520.58)	378,103.79			17,583.21
				<b>(360,520.58)</b>	<b>378,103.79</b>	<b>0.00</b>	<b>0.00</b>	
136187	HAWAII ST COMM/STATUS WOMEN	2013		(3,000.00)	2,598.60			(401.40)
136187	HAWAII ST COMM/STATUS WOMEN	2014	(401.40)		(247.92)			(649.32)
				<b>(3,000.00)</b>	<b>2,350.68</b>	<b>0.00</b>	<b>0.00</b>	
136188	HTA PRODUCT ENRICHMENT CY13	2013		(400,000.00)	145,971.96			(254,028.04)
136188	HTA PRODUCT ENRICHMENT CY13	2014	(254,028.04)		146,755.34			(107,272.70)
				<b>(400,000.00)</b>	<b>292,727.30</b>	<b>0.00</b>	<b>0.00</b>	
136199	WIA YOUTH PROGRAM - PY2012	2014		(162,537.18)	175,214.89			12,677.71
				<b>(162,537.18)</b>	<b>175,214.89</b>	<b>0.00</b>	<b>0.00</b>	
136200	WIA ADULT PROGRAM - PY2012	2013		(54,224.18)	102,000.00			47,775.82
136200	WIA ADULT PROGRAM - PY2012	2014	47,775.82	(111,908.96)	105,546.04			41,412.90
				<b>(166,133.14)</b>	<b>207,546.04</b>	<b>0.00</b>	<b>0.00</b>	
136201	WIA ADMINISTRATIVE PY2012	2013		(33,566.87)	47,307.67			13,740.80
136201	WIA ADMINISTRATIVE PY2012	2014	13,740.80	(44,835.38)	40,233.86			9,139.28
				<b>(78,402.25)</b>	<b>87,541.53</b>	<b>0.00</b>	<b>0.00</b>	
136202	WIA DISLOCATED WORKER PY2012	2013			42,000.00			42,000.00
136202	WIA DISLOCATED WORKER PY2012	2014	42,000.00	(106,763.07)	153,259.24			88,496.17
				<b>(106,763.07)</b>	<b>195,259.24</b>	<b>0.00</b>	<b>0.00</b>	
136203	EASTER SEALS MAUI PHASE II	2013			39,601.02			39,601.02
136203	EASTER SEALS MAUI PHASE II	2014	39,601.02	(224,246.82)	184,645.80			(0.00)
				<b>(224,246.82)</b>	<b>224,246.82</b>	<b>0.00</b>	<b>0.00</b>	
146305	HTA PRODUCT ENRICHMENT CY14	2014		(250,000.00)				(250,000.00)
				<b>(250,000.00)</b>	<b>0.00</b>	<b>0.00</b>	<b>0.00</b>	
146346	CDBG PROGRAM ADMIN FY2014	2014		(104,918.59)	127,843.50			22,924.91
				<b>(104,918.59)</b>	<b>127,843.50</b>	<b>0.00</b>	<b>0.00</b>	
156017	LANAI COMMNTY HEALTH CTR-RPRG	2013		(16,543.61)	16,543.61			0.00

County of Maui

Office of the Mayor

Grant Revenues & Expenditures Quarterly Report - by Index and Fiscal Year as of 12/31/2013

Index	Index Title	FY	Beginning Fund Balance	Revenue	Expenditures	Transfers In	Transfers Out	Ending Fund Balance
				(16,543.61)	16,543.61	0.00	0.00	
156198	MOLOKAI YOUTH OPPRTUNITY 05DOL	2013	(630.00)					(630.00)
156198	MOLOKAI YOUTH OPPRTUNITY 05DOL	2014	(630.00)					(630.00)
				0.00	0.00	0.00	0.00	
166122	COQUI FROG ERADCTN ACT51 SLH04	2013	99,996.23					99,996.23
166122	COQUI FROG ERADCTN ACT51 SLH04	2014	99,996.23					99,996.23
				0.00	0.00	0.00	0.00	
166123	DLNR M'LAEA HARBOR SEWAGE P/O	2013	30,000.00					30,000.00
166123	DLNR M'LAEA HARBOR SEWAGE P/O	2014	30,000.00					30,000.00
				0.00	0.00	0.00	0.00	
166124	NOAA/HIHWNMS-MAALAEA HARBOR SW	2013	10,000.00					10,000.00
166124	NOAA/HIHWNMS-MAALAEA HARBOR SW	2014	10,000.00					10,000.00
				0.00	0.00	0.00	0.00	
176062	HOUSING REHAB LOAN PROJECT INC	2013		(102.85)				(102.85)
176062	HOUSING REHAB LOAN PROJECT INC	2014	(102.85)	(13,093.60)				(13,196.45)
				(13,196.45)	0.00	0.00	0.00	
186021	EMERGENCY GENERATOR PROJECT	2013		(23,152.50)	23,152.50			0.00
186021	EMERGENCY GENERATOR PROJECT	2014		(8,734.50)	8,734.50			0.00
				(31,887.00)	31,887.00	0.00	0.00	
186023	LANAI COMM HLTH CTR PRE-DEV	2014		(24,775.13)	24,775.13			0.00
				(24,775.13)	24,775.13	0.00	0.00	
196003	HANA NUTRITION CTR CONSTRCTN	2013	30,000.00	(30,000.00)				0.00
				(30,000.00)	0.00	0.00	0.00	
196004	LANAI COMM HEALTH CTR FACILTY	2013	5,896.00	(11,910.08)	6,014.08			0.00
				(11,910.08)	6,014.08	0.00	0.00	
196007	LANAI COMM HLTH CTR PREDV-RPRG	2013		(7,150.34)	7,150.34			0.00
196007	LANAI COMM HLTH CTR PREDV-RPRG	2014		(4,455.83)	4,455.83			0.00
				(11,606.17)	11,606.17	0.00	0.00	
196020	PROJECT IMPACT BDRC FEMA	2013	13,279.05					13,279.05
196020	PROJECT IMPACT BDRC FEMA	2014	13,279.05					13,279.05
				0.00	0.00	0.00	0.00	
196037	STORMS 12/4-7/07 FEMA#1743DRHI	2013	(172,041.35)					(172,041.35)

County of Maui

Office of the Mayor

Grant Revenues & Expenditures Quarterly Report - by Index and Fiscal Year as of 12/31/2013

Index	Index Title	FY	Beginning Fund Balance	Revenue	Expenditures	Transfers In	Transfers Out	Ending Fund Balance
196037	STORMS 12/4-7/07 FEMA#1743DRHI	2014	(172,041.35)	0.00	0.00	0.00	0.00	(172,041.35)
196198	ARRA09 WRKFRCE INVST ACT-ADMN	2013	(48.66)					(48.66)
196198	ARRA09 WRKFRCE INVST ACT-ADMN	2014	(48.66)	0.00	0.00	0.00	0.00	(48.66)
196205	HAZARD MITIGATN KULA AG PARK	2013	3,682.12	(3,682.12)				0.00
<b>Grand Total</b>				<b>(4,320,304.77)</b>	<b>3,822,109.82</b>	<b>0.00</b>	<b>0.00</b>	

County of Maui

Grant Revenues & Expenditures Quarterly Report - by Index and Fiscal Year as of 12/31/2013

Management

Index	Index Title	FY	Beginning Fund Balance	Revenue	Expenditures	Transfers In	Transfers Out	Ending Fund Balance
106055	ENERGY EMERGENCY PLANNING	2013	(4,575.09)					(4,575.09)
106055	ENERGY EMERGENCY PLANNING	2014	(4,575.09)					(4,575.09)
				<u>0.00</u>	<u>0.00</u>	<u>0.00</u>	<u>0.00</u>	
136801	DELL ONLINE SELF-DISPATCH PRG	2013		(4,050.00)				(4,050.00)
136801	DELL ONLINE SELF-DISPATCH PRG	2014	(4,050.00)	(1,490.00)				(5,540.00)
				<u>(5,540.00)</u>	<u>0.00</u>	<u>0.00</u>	<u>0.00</u>	
<b>Grand Total</b>				<b>(5,540.00)</b>	<b>0.00</b>	<b>0.00</b>	<b>0.00</b>	



County of Maui

Prosecuting Attorney Grant Revenues & Expenditures Quarterly Report - by Index and Fiscal Year as of 12/31/2013

Index	Index Title	FY	Beginning Fund Balance	Revenue	Expenditures	Transfers In	Transfers Out	Ending Fund Balance
106138	FOOD STAMP PRG PROSECUTIONS	2013		(213.01)	213.01			0.00
106138	FOOD STAMP PRG PROSECUTIONS	2014		(639.99)	639.99			0.00
				<b>(853.00)</b>	<b>853.00</b>	<b>0.00</b>	<b>0.00</b>	
106149	E BYRNE MEMRL GNT 2009DJBX0290	2013	(87,794.15)	(139.81)	71,425.46			(16,508.50)
106149	E BYRNE MEMRL GNT 2009DJBX0290	2014	(16,508.50)	4,982.94	11,518.59			(6.97)
				<b>4,843.13</b>	<b>82,944.05</b>	<b>0.00</b>	<b>0.00</b>	
116149	E BYRNE MEMRL/POLICE ARRA	2013	18,265.49	(18,265.49)				0.00
				<b>(18,265.49)</b>	<b>0.00</b>	<b>0.00</b>	<b>0.00</b>	
126103	VICTIM/WITNESS ASSTNCE FY12	2013	11,993.00	(11,993.00)				0.00
				<b>(11,993.00)</b>	<b>0.00</b>	<b>0.00</b>	<b>0.00</b>	
126110	CAREER CRIMINAL PROSCTN FY12	2013	29,977.88	(29,977.88)				0.00
				<b>(29,977.88)</b>	<b>0.00</b>	<b>0.00</b>	<b>0.00</b>	
126140	SPEC NEEDS ADVCACY PRG	2013	32,921.11	(125,253.00)	92,331.89			(0.00)
				<b>(125,253.00)</b>	<b>92,331.89</b>	<b>0.00</b>	<b>0.00</b>	
126145	E BYRNE MEMORIAL 2011DJBX2095	2013	48,354.78	(48,354.78)				0.00
				<b>(48,354.78)</b>	<b>0.00</b>	<b>0.00</b>	<b>0.00</b>	
126148	DOMESTIC VIOLENCE INVESTIGATIO	2013	14,011.52	(51,719.00)	37,707.48			0.00
				<b>(51,719.00)</b>	<b>37,707.48</b>	<b>0.00</b>	<b>0.00</b>	
126153	E BYRNE MEM JAG SEXUAL ASSAULT	2013	26,427.45	(129,465.00)	103,037.55			0.00
				<b>(129,465.00)</b>	<b>103,037.55</b>	<b>0.00</b>	<b>0.00</b>	
126174	DEFENDANT/WITNESS TRIAL PRG12	2013	28,362.11	(28,611.61)	250.00			0.50
126174	DEFENDANT/WITNESS TRIAL PRG12	2014	.50					0.50
				<b>(28,611.61)</b>	<b>250.00</b>	<b>0.00</b>	<b>0.00</b>	
126462	PROS ATTY ASSET FORFTRES ST12	2013	(3,037.70)	3,508.40	(470.70)			0.00
				<b>3,508.40</b>	<b>(470.70)</b>	<b>0.00</b>	<b>0.00</b>	
136104	VICTIM WITNESS ASSISTANCE PRG	2013		(33,225.00)	22,073.83			(11,151.17)
136104	VICTIM WITNESS ASSISTANCE PRG	2014	(11,151.17)	(11,075.00)	22,081.35			(144.82)
				<b>(44,300.00)</b>	<b>44,155.18</b>	<b>0.00</b>	<b>0.00</b>	
136110	CAREER CRIMINAL PROSECUTION	2013		(84,954.00)	144,767.00	(31,495.00)		28,318.00
136110	CAREER CRIMINAL PROSECUTION	2014	28,318.00	(28,318.00)				0.00
				<b>(113,272.00)</b>	<b>144,767.00</b>	<b>(31,495.00)</b>	<b>0.00</b>	
136140	SPCL NEEDS ADVOCACY PRG FY13	2013		(131,000.00)	177,787.35			46,787.35

County of Maui

Prosecuting Attorney Grant Revenues & Expenditures Quarterly Report - by Index and Fiscal Year as of 12/31/2013

Index	Index Title	FY	Beginning Fund Balance	Revenue	Expenditures	Transfers In	Transfers Out	Ending Fund Balance
136140	SPCL NEEDS ADVOCACY PRG FY13	2014	46,787.35	(159,419.00)	112,631.65			0.00
				<b>(290,419.00)</b>	<b>290,419.00</b>	<b>0.00</b>	<b>0.00</b>	
136145	E BYRNE MEMORIAL JAG FY13	2014		0.00	40,597.87			40,597.87
					<b>40,597.87</b>	<b>0.00</b>	<b>0.00</b>	
136148	DOMESTIC VIOLENCE INVESTIGATIO	2013		(30,000.00)	33,507.41			3,507.41
136148	DOMESTIC VIOLENCE INVESTIGATIO	2014	3,507.41	(21,794.00)	30,112.00			11,825.41
				<b>(51,794.00)</b>	<b>63,619.41</b>	<b>0.00</b>	<b>0.00</b>	
136174	DEFENDANT/WITNESS TRIAL PRG	2013		(64,631.19)	81,119.89			16,488.70
136174	DEFENDANT/WITNESS TRIAL PRG	2014	16,488.70	(16,201.46)				287.24
				<b>(80,832.65)</b>	<b>81,119.89</b>	<b>0.00</b>	<b>0.00</b>	
136462	ASSET FORFEITURES PROGRAM	2013		(50,000.00)	47,139.68			(2,860.32)
136462	ASSET FORFEITURES PROGRAM	2014	(2,860.32)	2,860.32				0.00
				<b>(47,139.68)</b>	<b>47,139.68</b>	<b>0.00</b>	<b>0.00</b>	
136465	JUSTICE REINVEST INITIATIVE	2013		(127,786.00)	36,167.30			(91,618.70)
136465	JUSTICE REINVEST INITIATIVE	2014	(91,618.70)		42,549.32			(49,069.38)
				<b>(127,786.00)</b>	<b>78,716.62</b>	<b>0.00</b>	<b>0.00</b>	
146601	DEFENDANT/WITNESS TRIAL PRG	2014		(23,494.46)	43,246.44			19,751.98
				<b>(23,494.46)</b>	<b>43,246.44</b>	<b>0.00</b>	<b>0.00</b>	
146603	CAREER CRIMINAL PROGRAM	2014		0.00	74,147.08			74,147.08
					<b>74,147.08</b>	<b>0.00</b>	<b>0.00</b>	
146604	ASSET FORFEITURES PROGRAM	2014		0.00	38,616.29	(80,000.00)		(41,383.71)
					<b>38,616.29</b>	<b>(80,000.00)</b>	<b>0.00</b>	
146609	SPCL NEEDS ADVOCACY PRG FY14	2014		0.00	37,998.64			37,998.64
					<b>37,998.64</b>	<b>0.00</b>	<b>0.00</b>	
166145	E BYRNE MEMORIAL 2005DJBX1466	2013	(2,402.86)	(6.15)				(2,409.01)
166145	E BYRNE MEMORIAL 2005DJBX1466	2014	(2,409.01)	(5.04)				(2,414.05)
				<b>(11.19)</b>	<b>0.00</b>	<b>0.00</b>	<b>0.00</b>	
196071	VICTIM WITNESS BOOKS	2013	(9,713.42)		2,433.42			(7,280.00)
196071	VICTIM WITNESS BOOKS	2014	(7,280.00)					(7,280.00)
				<b>0.00</b>	<b>2,433.42</b>	<b>0.00</b>	<b>0.00</b>	
196149	E BYRNE MEMRL GRNT 2008BX0507	2013	(2,069.66)	(5.28)				(2,074.94)
196149	E BYRNE MEMRL GRNT 2008BX0507	2014	(2,074.94)	(4.34)				(2,079.28)

County of Maui

Prosecuting Attorney

Grant Revenues & Expenditures Quarterly Report - by Index and Fiscal Year as of 12/31/2013

Index	Index Title	FY	Beginning Fund Balance	Revenue	Expenditures	Transfers In	Transfers Out	Ending Fund Balance
				(9.62)	0.00	0.00	0.00	
196176	DEFENDANT/WITNESS TRIAL PRG09	2013	(942.50)					(942.50)
196176	DEFENDANT/WITNESS TRIAL PRG09	2014	(942.50)					(942.50)
				0.00	0.00	0.00	0.00	
<b>Grand Total</b>				<b>(1,215,199.83)</b>	<b>1,303,629.79</b>	<b>(111,495.00)</b>	<b>0.00</b>	

County of Maui

Grant Revenues & Expenditures Quarterly Report - by Index and Fiscal Year as of 12/31/2013

Finance

Index	Index Title	FY	Beginning Fund Balance	Revenue	Expenditures	Transfers In	Transfers Out	Ending Fund Balance
106407	STATE MOTOR VEHICLE PRG FY10	2013	(10,861.51)	10,861.51				0.00
				<b>10,861.51</b>	<b>0.00</b>	<b>0.00</b>	<b>0.00</b>	
106415	PERIODIC MTR VEH INSPCTN FY10	2013	(21,091.71)	7,840.75	13,250.96			0.00
				<b>7,840.75</b>	<b>13,250.96</b>	<b>0.00</b>	<b>0.00</b>	
106423	COMML DRIVER LIC PRG FY10	2013	(16,401.83)		16,401.83			0.00
				<b>0.00</b>	<b>16,401.83</b>	<b>0.00</b>	<b>0.00</b>	
116407	STATE MOTOR VEHICLE PRG FY11	2013	30.00	(30.00)				0.00
				<b>(30.00)</b>	<b>0.00</b>	<b>0.00</b>	<b>0.00</b>	
116415	PERIODIC MTR VEH INSPCTN FY11	2013	14.89	(14.89)				0.00
				<b>(14.89)</b>	<b>0.00</b>	<b>0.00</b>	<b>0.00</b>	
116423	COMML DRIVER LIC PRG FY2011	2013	1,970.88	(1,970.88)				0.00
				<b>(1,970.88)</b>	<b>0.00</b>	<b>0.00</b>	<b>0.00</b>	
126407	STATE MOTOR VEHICLE REG PRG12	2013	19,779.19	(27,752.15)	7,972.96			(0.00)
				<b>(27,752.15)</b>	<b>7,972.96</b>	<b>0.00</b>	<b>0.00</b>	
126415	PERIODIC MOTR VEH INSPTN FY12	2013	17,101.37	(38,386.56)	21,285.19			(0.00)
				<b>(38,386.56)</b>	<b>21,285.19</b>	<b>0.00</b>	<b>0.00</b>	
126423	COMML DRIVER LIC PRG FY2012	2013	21,096.21	(35,794.23)	14,698.02			(0.00)
				<b>(35,794.23)</b>	<b>14,698.02</b>	<b>0.00</b>	<b>0.00</b>	
136407	STATE MOTOR VEHICLE REG FY13	2013		(220,926.13)	251,461.56			30,535.43
136407	STATE MOTOR VEHICLE REG FY13	2014	30,535.43	(21,212.31)	11,858.23			21,181.35
				<b>(242,138.44)</b>	<b>263,319.79</b>	<b>0.00</b>	<b>0.00</b>	
136408	STATE IDENTIFICATION PROGRAM	2013		(40,317.15)	75,678.58			35,361.43
136408	STATE IDENTIFICATION PROGRAM	2014	35,361.43	(19,417.53)	13,775.13			29,719.03
				<b>(59,734.68)</b>	<b>89,453.71</b>	<b>0.00</b>	<b>0.00</b>	
136415	PERIODIC MTR VEH INSPTN FY13	2013		(379,657.37)	398,893.75			19,236.38
136415	PERIODIC MTR VEH INSPTN FY13	2014	19,236.38	(34,042.73)	17,271.59			2,465.24
				<b>(413,700.10)</b>	<b>416,165.34</b>	<b>0.00</b>	<b>0.00</b>	
136423	COMML DRIVER'S LICENSE FY13	2013		(359,138.51)	381,680.24			22,541.73
136423	COMML DRIVER'S LICENSE FY13	2014	22,541.73	(28,259.59)	15,928.82			10,210.96
				<b>(387,398.10)</b>	<b>397,609.06</b>	<b>0.00</b>	<b>0.00</b>	
146701	COMML DRIVER'S LICENSE FY14	2014		(150,212.78)	161,706.35			11,493.57
				<b>(150,212.78)</b>	<b>161,706.35</b>	<b>0.00</b>	<b>0.00</b>	

County of Maui

Grant Revenues & Expenditures Quarterly Report - by Index and Fiscal Year as of 12/31/2013

Finance

Index	Index Title	FY	Beginning Fund Balance	Revenue	Expenditures	Transfers In	Transfers Out	Ending Fund Balance
146702	PERIODIC MTR VEH INSPNTN FY14	2014		(183,085.27)	198,520.26	0.00	0.00	15,434.99
				<b>(183,085.27)</b>	<b>198,520.26</b>			
146703	STATE IDENTIFICATION PROGRAM	2014		(95,988.59)	81,514.58	0.00	0.00	(14,474.01)
				<b>(95,988.59)</b>	<b>81,514.58</b>			
146706	STATE MOTOR VEH REGISTRATION	2014		(82,621.72)	121,250.91	0.00	0.00	38,629.19
				<b>(82,621.72)</b>	<b>121,250.91</b>			
196407	STATE MOTOR VEHICLE PRG FY09	2013	27,686.54	(27,686.54)	0.00	0.00	0.00	0.00
				<b>(27,686.54)</b>				
196415	PERIODIC MTR VEH INSPCTN FY09	2013	7,840.75	(7,840.75)	0.00	0.00	0.00	0.00
				<b>(7,840.75)</b>				
196423	COMML DRIVER LIC PRG FY09	2013	(72,987.47)	0.00	72,987.47	0.00	0.00	0.00
				<b>0.00</b>	<b>72,987.47</b>			
<b>Grand Total</b>				<b>(1,735,653.42)</b>	<b>1,876,136.43</b>	<b>0.00</b>	<b>0.00</b>	

County of Maui

Grant Revenues & Expenditures Quarterly Report - by Index and Fiscal Year as of 12/31/2013

Planning

Index	Index Title	FY	Beginning Fund Balance	Revenue	Expenditures	Transfers In	Transfers Out	Ending Fund Balance
106258	COASTAL ZONE MGT FY2010	2013	(151.29)					(151.29)
106258	COASTAL ZONE MGT FY2010	2014	(151.29)					(151.29)
				<u>0.00</u>	<u>0.00</u>	<u>0.00</u>	<u>0.00</u>	
106259	COASTAL ZONE MGT ST/HI FY10	2013	(77,605.00)		77,605.00			0.00
				<u>0.00</u>	<u>77,605.00</u>	<u>0.00</u>	<u>0.00</u>	
116204	PRIVATE DONATION-PLNNG-HUTAFF	2013	(51.74)					(51.74)
116204	PRIVATE DONATION-PLNNG-HUTAFF	2014	(51.74)					(51.74)
				<u>0.00</u>	<u>0.00</u>	<u>0.00</u>	<u>0.00</u>	
116258	COASTAL ZONE MGT FY 2011	2013	(131,142.03)		131,142.03			0.00
				<u>0.00</u>	<u>131,142.03</u>	<u>0.00</u>	<u>0.00</u>	
126258	COASTAL ZONE MGT FY2012	2013	173,672.57	(311,848.27)	138,175.70			0.00
				<u>(311,848.27)</u>	<u>138,175.70</u>	<u>0.00</u>	<u>0.00</u>	
136258	COASTAL ZONE MANAGEMENT PRG	2013			285,630.54			285,630.54
136258	COASTAL ZONE MANAGEMENT PRG	2014	285,630.54	(319,063.89)	33,433.35			(0.00)
				<u>(319,063.89)</u>	<u>319,063.89</u>	<u>0.00</u>	<u>0.00</u>	
146901	COASTAL ZONE MANAGEMENT PRG	2014			51,332.01			51,332.01
				<u>0.00</u>	<u>51,332.01</u>	<u>0.00</u>	<u>0.00</u>	
186258	COASTAL ZONE MGT FY08 B08014	2013	2,295.49					2,295.49
186258	COASTAL ZONE MGT FY08 B08014	2014	2,295.49					2,295.49
				<u>0.00</u>	<u>0.00</u>	<u>0.00</u>	<u>0.00</u>	
<b>Grand Total</b>				<b>(630,912.16)</b>	<b>717,318.63</b>	<b>0.00</b>	<b>0.00</b>	

County of Maui

Grant Revenues & Expenditures Quarterly Report - by Index and Fiscal Year as of 12/31/2013

Police

Index	Index Title	FY	Beginning Fund Balance	Revenue	Expenditures	Transfers In	Transfers Out	Ending Fund Balance
106301	STATE E911 WIRELESS COMSSN10	2013	.02	(.02)				0.00
				<b>(0.02)</b>	<b>0.00</b>	<b>0.00</b>	<b>0.00</b>	
106521	G.R.E.A.T ATC000110	2013	304.39					304.39
106521	G.R.E.A.T ATC000110	2014	304.39					304.39
				<b>0.00</b>	<b>0.00</b>	<b>0.00</b>	<b>0.00</b>	
106806	D.A.R.E.(DOE)FY10 MOA DO413#5	2013	479.33					479.33
106806	D.A.R.E.(DOE)FY10 MOA DO413#5	2014	479.33					479.33
				<b>0.00</b>	<b>0.00</b>	<b>0.00</b>	<b>0.00</b>	
116302	JUSTICE ASSISTANCE GRANT PRG	2013			4,535.37			4,535.37
116302	JUSTICE ASSISTANCE GRANT PRG	2014	4,535.37	(22,018.22)	17,482.85			(0.00)
				<b>(22,018.22)</b>	<b>22,018.22</b>	<b>0.00</b>	<b>0.00</b>	
116333	JUVENILE ACCT INCENTIVE DHS01	2013	658.84					658.84
116333	JUVENILE ACCT INCENTIVE DHS01	2014	658.84					658.84
				<b>0.00</b>	<b>0.00</b>	<b>0.00</b>	<b>0.00</b>	
116336	JUVNILE/ACTBLTY/INCNTVE/BLK/GT	2013	6,793.18	(6,793.18)				0.00
				<b>(6,793.18)</b>	<b>0.00</b>	<b>0.00</b>	<b>0.00</b>	
116337	DOH TOBACCO SALES-MINORS 11-08	2013	1,436.82	(2,609.70)	1,172.88			0.00
				<b>(2,609.70)</b>	<b>1,172.88</b>	<b>0.00</b>	<b>0.00</b>	
116355	MAUI CHILD PASSENGER SAFTEY	2013	(541.18)					(541.18)
116355	MAUI CHILD PASSENGER SAFTEY	2014	(541.18)					(541.18)
				<b>0.00</b>	<b>0.00</b>	<b>0.00</b>	<b>0.00</b>	
116363	COPS HIRING PROGRAM	2013	67,858.74	(397,412.72)	557,885.12			228,331.14
116363	COPS HIRING PROGRAM	2014	228,331.14	(131,068.68)	192,921.32			290,183.78
				<b>(528,481.40)</b>	<b>750,806.44</b>	<b>0.00</b>	<b>0.00</b>	
116500	COPS TECHNOLOGY GRANT USDJUSTC	2013	(462.69)					(462.69)
116500	COPS TECHNOLOGY GRANT USDJUSTC	2014	(462.69)					(462.69)
				<b>0.00</b>	<b>0.00</b>	<b>0.00</b>	<b>0.00</b>	
116508	SW MARIJUANA ERADCTN TF09DJ07	2013	(514.99)	(4,700.24)	5,215.23			0.00
				<b>(4,700.24)</b>	<b>5,215.23</b>	<b>0.00</b>	<b>0.00</b>	
116510	BULLETPROOF VEST GRNT USDJUSTC	2013	(13,085.32)					(13,085.32)
116510	BULLETPROOF VEST GRNT USDJUSTC	2014	(13,085.32)					(13,085.32)
				<b>0.00</b>	<b>0.00</b>	<b>0.00</b>	<b>0.00</b>	

County of Maui

Grant Revenues & Expenditures Quarterly Report - by Index and Fiscal Year as of 12/31/2013

Police

Index	Index Title	FY	Beginning Fund Balance	Revenue	Expenditures	Transfers In	Transfers Out	Ending Fund Balance
116705	YOUTH GANG DHS-2000-OYS-8048	2013	194.79					194.79
116705	YOUTH GANG DHS-2000-OYS-8048	2014	194.79					194.79
				<u>0.00</u>	<u>0.00</u>	<u>0.00</u>	<u>0.00</u>	
116904	SAFE & DRUG FREE SCHLS #2 DHS	2013	(252.05)					(252.05)
116904	SAFE & DRUG FREE SCHLS #2 DHS	2014	(252.05)					(252.05)
				<u>0.00</u>	<u>0.00</u>	<u>0.00</u>	<u>0.00</u>	
116909	HAWAII NARCOTICS TF 09-DJ-08	2013	4,444.44	(22,991.32)	18,546.88			0.00
				<u>(22,991.32)</u>	<u>18,546.88</u>	<u>0.00</u>	<u>0.00</u>	
116910	HIDTA 2011 G11HI0003A	2013	22,890.61	(39,658.88)	60,404.52			43,636.25
116910	HIDTA 2011 G11HI0003A	2014	43,636.25	(63,229.12)	19,592.87			(0.00)
				<u>(102,888.00)</u>	<u>79,997.39</u>	<u>0.00</u>	<u>0.00</u>	
126177	VAWA/VIOLENT CRIMES AGAINST WO	2013	2,454.20	(10,000.00)	8,382.93			837.13
126177	VAWA/VIOLENT CRIMES AGAINST WO	2014	837.13	(6,000.00)	5,893.87			731.00
				<u>(16,000.00)</u>	<u>14,276.80</u>	<u>0.00</u>	<u>0.00</u>	
126300	LLE BLOCK GRANT 2001-LB-BX1458	2013	132.23					132.23
126300	LLE BLOCK GRANT 2001-LB-BX1458	2014	132.23					132.23
				<u>0.00</u>	<u>0.00</u>	<u>0.00</u>	<u>0.00</u>	
126301	STATE E911 WIRELESS COMMSN 12	2013	74,781.15	(294,882.61)	220,101.46			0.00
				<u>(294,882.61)</u>	<u>220,101.46</u>	<u>0.00</u>	<u>0.00</u>	
126311	FFY12 MPD TRAFFIC DATA	2013	2,255.20	(3,291.20)	1,036.00			0.00
				<u>(3,291.20)</u>	<u>1,036.00</u>	<u>0.00</u>	<u>0.00</u>	
126331	MPD ROADBLOCK PROGRA-AL02-02	2013	322.12					322.12
126331	MPD ROADBLOCK PROGRA-AL02-02	2014	322.12					322.12
				<u>0.00</u>	<u>0.00</u>	<u>0.00</u>	<u>0.00</u>	
126333	JUV ACT/INC BG DHS-2-OYS-1160A	2013	(7,482.95)					(7,482.95)
126333	JUV ACT/INC BG DHS-2-OYS-1160A	2014	(7,482.95)					(7,482.95)
				<u>0.00</u>	<u>0.00</u>	<u>0.00</u>	<u>0.00</u>	
126335	JUV ACT/INC BG DHS-2-OYS-1160B	2013	(579.95)					(579.95)
126335	JUV ACT/INC BG DHS-2-OYS-1160B	2014	(579.95)					(579.95)
				<u>0.00</u>	<u>0.00</u>	<u>0.00</u>	<u>0.00</u>	
126336	JUVENILE ACCT INCENTIVE BLOCK	2013	3,766.92	(49,323.81)	45,556.89			0.00
				<u>(49,323.81)</u>	<u>45,556.89</u>	<u>0.00</u>	<u>0.00</u>	



County of Maui

Grant Revenues & Expenditures Quarterly Report - by Index and Fiscal Year as of 12/31/2013

Police

Index	Index Title	FY	Beginning Fund Balance	Revenue	Expenditures	Transfers In	Transfers Out	Ending Fund Balance
126337	FFY12 MPD Distracted Driving	2013	10,515.11	(27,055.10)	16,539.99			0.00
				<b>(27,055.10)</b>	<b>16,539.99</b>	<b>0.00</b>	<b>0.00</b>	
126338	FFY12 MPD Roadblock Program	2013	74,984.22	(115,698.45)	40,638.96			(75.27)
126338	FFY12 MPD Roadblock Program	2014	(75.27)					(75.27)
				<b>(115,698.45)</b>	<b>40,638.96</b>	<b>0.00</b>	<b>0.00</b>	
126339	FFY12 MPD SPEED ENFORCEMENT	2013	42,859.98	(84,295.14)	41,435.16			0.00
				<b>(84,295.14)</b>	<b>41,435.16</b>	<b>0.00</b>	<b>0.00</b>	
126340	PROHIBITING ALCOHOL SALES TO M	2013		(3,586.14)	4,786.32			1,200.18
126340	PROHIBITING ALCOHOL SALES TO M	2014	1,200.18	(1,200.18)				0.00
				<b>(4,786.32)</b>	<b>4,786.32</b>	<b>0.00</b>	<b>0.00</b>	
126344	MAUI SAFECOMM SPEED SC02-06(03	2013	(1,176.53)					(1,176.53)
126344	MAUI SAFECOMM SPEED SC02-06(03	2014	(1,176.53)					(1,176.53)
				<b>0.00</b>	<b>0.00</b>	<b>0.00</b>	<b>0.00</b>	
126355	KEIKI INJURY PRTCTN CLTN/02-05	2013	2,383.19					2,383.19
126355	KEIKI INJURY PRTCTN CLTN/02-05	2014	2,383.19					2,383.19
				<b>0.00</b>	<b>0.00</b>	<b>0.00</b>	<b>0.00</b>	
126356	MAUI SEAT BELT ENFCT OP02-05	2013	11,869.64					11,869.64
126356	MAUI SEAT BELT ENFCT OP02-05	2014	11,869.64					11,869.64
				<b>0.00</b>	<b>0.00</b>	<b>0.00</b>	<b>0.00</b>	
126360	MPD CHILD RESTRAINT PRJFFY12	2013	4,936.57	(21,316.42)	16,379.85			0.00
				<b>(21,316.42)</b>	<b>16,379.85</b>	<b>0.00</b>	<b>0.00</b>	
126361	MPD TRAFFIC SVCS FY2012	2013	5,409.72	(27,613.40)	22,241.44			37.76
126361	MPD TRAFFIC SVCS FY2012	2014	37.76		135.00			172.76
				<b>(27,613.40)</b>	<b>22,376.44</b>	<b>0.00</b>	<b>0.00</b>	
126362	FFY12 MPD SEATBELT ENFORCEMENT	2013	51,133.55	(87,735.29)	36,601.74			0.00
				<b>(87,735.29)</b>	<b>36,601.74</b>	<b>0.00</b>	<b>0.00</b>	
126365	FED EQT/SHARING FORFEITURE POL	2013	(863.82)					(863.82)
126365	FED EQT/SHARING FORFEITURE POL	2014	(863.82)					(863.82)
				<b>0.00</b>	<b>0.00</b>	<b>0.00</b>	<b>0.00</b>	
126399	911 EMERGENCY MEDICAL FY02	2013	(1,200.00)					(1,200.00)
126399	911 EMERGENCY MEDICAL FY02	2014	(1,200.00)					(1,200.00)
				<b>0.00</b>	<b>0.00</b>	<b>0.00</b>	<b>0.00</b>	

County of Maui

Grant Revenues & Expenditures Quarterly Report - by Index and Fiscal Year as of 12/31/2013

Police

Index	Index Title	FY	Beginning Fund Balance	Revenue	Expenditures	Transfers In	Transfers Out	Ending Fund Balance
126400	911 EMS DOH#10-100 MOD#1	2013	42,968.79	(57,167.24)	14,198.45			0.00
				<u>(57,167.24)</u>	<u>14,198.45</u>	<u>0.00</u>	<u>0.00</u>	
126430	CLANDSTINE LAB RSPNSE TM00DB18	2013	275.72					275.72
126430	CLANDSTINE LAB RSPNSE TM00DB18	2014	275.72					275.72
				<u>0.00</u>	<u>0.00</u>	<u>0.00</u>	<u>0.00</u>	
126501	COPS IN SCHOOL AWARD	2013	(38,462.46)					(38,462.46)
126501	COPS IN SCHOOL AWARD	2014	(38,462.46)					(38,462.46)
				<u>0.00</u>	<u>0.00</u>	<u>0.00</u>	<u>0.00</u>	
126505	S/W MARIJUANA ERAD #01-DB-4	2013	829.73					829.73
126505	S/W MARIJUANA ERAD #01-DB-4	2014	829.73					829.73
				<u>0.00</u>	<u>0.00</u>	<u>0.00</u>	<u>0.00</u>	
126550	MARIJUANA ERADICATION DEA 2002	2013	(1,034.82)					(1,034.82)
126550	MARIJUANA ERADICATION DEA 2002	2014	(1,034.82)					(1,034.82)
				<u>0.00</u>	<u>0.00</u>	<u>0.00</u>	<u>0.00</u>	
126554	DOMESTIC CANNABIS ERADICATION/	2013	(56,121.72)		56,121.72			(0.00)
				<u>0.00</u>	<u>56,121.72</u>	<u>0.00</u>	<u>0.00</u>	
126901	SW NARCOTICS TASK FORCE 01DB11	2013	6,500.00					6,500.00
126901	SW NARCOTICS TASK FORCE 01DB11	2014	6,500.00					6,500.00
				<u>0.00</u>	<u>0.00</u>	<u>0.00</u>	<u>0.00</u>	
126902	TRAINING GRANTS-SOH FY2012	2013	22,613.32		(22,613.32)			(0.00)
				<u>0.00</u>	<u>(22,613.32)</u>	<u>0.00</u>	<u>0.00</u>	
126903	SAFE/DRUG FREE SCHOOLS #3 DHS	2013	4,291.33					4,291.33
126903	SAFE/DRUG FREE SCHOOLS #3 DHS	2014	4,291.33					4,291.33
				<u>0.00</u>	<u>0.00</u>	<u>0.00</u>	<u>0.00</u>	
126905	D.A.R.E.PRGRM(DOE) 02 #18475	2013	1,338.75					1,338.75
126905	D.A.R.E.PRGRM(DOE) 02 #18475	2014	1,338.75					1,338.75
				<u>0.00</u>	<u>0.00</u>	<u>0.00</u>	<u>0.00</u>	
126908	TRAINING GRANTS-SOH VARIOUS	2013	100,104.31		(29,729.10)			70,375.21
126908	TRAINING GRANTS-SOH VARIOUS	2014	70,375.21					70,375.21
				<u>0.00</u>	<u>(29,729.10)</u>	<u>0.00</u>	<u>0.00</u>	
126910	HIGH INTENSITY DRUG TRAFFICKIN	2013			2,032.20			2,032.20
126910	HIGH INTENSITY DRUG TRAFFICKIN	2014	2,032.20	(29,367.90)	28,077.29			741.59

County of Maui

Grant Revenues & Expenditures Quarterly Report - by Index and Fiscal Year as of 12/31/2013

Police

Index	Index Title	FY	Beginning Fund Balance	Revenue	Expenditures	Transfers In	Transfers Out	Ending Fund Balance
				<u>(29,367.90)</u>	<u>30,109.49</u>	<u>0.00</u>	<u>0.00</u>	
136001	MAUI SEXUAL ASSAULT RESPONSE	2014		(29,000.00)	36,339.77			7,339.77
				<u>(29,000.00)</u>	<u>36,339.77</u>	<u>0.00</u>	<u>0.00</u>	
136177	VAWA/SEXUAL ASSAULT EXAMINATIO	2013		(1,000.00)	5,154.25			4,154.25
136177	VAWA/SEXUAL ASSAULT EXAMINATIO	2014	4,154.25	(13,000.00)	10,125.90			1,280.15
				<u>(14,000.00)</u>	<u>15,280.15</u>	<u>0.00</u>	<u>0.00</u>	
136178	SOH JUVENILE JUSTICE INFO SYST	2013			24,596.00			24,596.00
136178	SOH JUVENILE JUSTICE INFO SYST	2014	24,596.00	(24,596.00)				0.00
				<u>(24,596.00)</u>	<u>24,596.00</u>	<u>0.00</u>	<u>0.00</u>	
136301	STATE E911 WIRELESS COMMISSIO	2013		(2,420,867.07)	2,310,727.20			(110,139.87)
136301	STATE E911 WIRELESS COMMISSIO	2014	(110,139.87)	(315,856.96)	357,173.70			(68,823.13)
				<u>(2,736,724.03)</u>	<u>2,667,900.90</u>	<u>0.00</u>	<u>0.00</u>	
136302	VAWA/DOMESTIC VIOLENCE OUTREAC	2013		(6,000.00)	7,039.29			1,039.29
136302	VAWA/DOMESTIC VIOLENCE OUTREAC	2014	1,039.29	(2,000.00)	2,477.35			1,516.64
				<u>(8,000.00)</u>	<u>9,516.64</u>	<u>0.00</u>	<u>0.00</u>	
136304	JUVENILE ACCT INCENTIVE BLCK	2013			2,161.24			2,161.24
136304	JUVENILE ACCT INCENTIVE BLCK	2014	2,161.24	(16,466.96)	18,410.68			4,104.96
				<u>(16,466.96)</u>	<u>20,571.92</u>	<u>0.00</u>	<u>0.00</u>	
136311	FFY13 MPD TRAFFIC DATA	2013		(3,064.77)	5,843.47			2,778.70
136311	FFY13 MPD TRAFFIC DATA	2014	2,778.70	(2,334.10)	846.80			1,291.40
				<u>(5,398.87)</u>	<u>6,690.27</u>	<u>0.00</u>	<u>0.00</u>	
136330	DOH-ADAD TOBACCO SALES-MINORS	2013	(1,015.70)					(1,015.70)
136330	DOH-ADAD TOBACCO SALES-MINORS	2014	(1,015.70)					(1,015.70)
				<u>0.00</u>	<u>0.00</u>	<u>0.00</u>	<u>0.00</u>	
136331	MPD RDBLOCK PRGRM AL030202M03	2013	6,926.72					6,926.72
136331	MPD RDBLOCK PRGRM AL030202M03	2014	6,926.72					6,926.72
				<u>0.00</u>	<u>0.00</u>	<u>0.00</u>	<u>0.00</u>	
136333	JUV ACT/INCNTV B/G PROJ#P.O.I.	2013	(6,678.32)					(6,678.32)
136333	JUV ACT/INCNTV B/G PROJ#P.O.I.	2014	(6,678.32)					(6,678.32)
				<u>0.00</u>	<u>0.00</u>	<u>0.00</u>	<u>0.00</u>	
136335	J/ACT/INCNTV/BG PROJ#COMP STRA	2013	(2,226.75)					(2,226.75)
136335	J/ACT/INCNTV/BG PROJ#COMP STRA	2014	(2,226.75)					(2,226.75)

County of Maui

Grant Revenues & Expenditures Quarterly Report - by Index and Fiscal Year as of 12/31/2013

Police

Index	Index Title	FY	Beginning Fund Balance	Revenue	Expenditures	Transfers In	Transfers Out	Ending Fund Balance
				<u>0.00</u>	<u>0.00</u>	<u>0.00</u>	<u>0.00</u>	
136337	FFY13 MPD DISTRACTED DRIVING	2013		(9,381.91)	11,994.06			2,612.15
136337	FFY13 MPD DISTRACTED DRIVING	2014	2,612.15	(33,854.44)	40,005.94			8,763.65
				<u>(43,236.35)</u>	<u>52,000.00</u>	<u>0.00</u>	<u>0.00</u>	
136338	FFY13 MPD ROADBLOCK PROGRAM	2013		(42,180.15)	100,667.96			58,487.81
136338	FFY13 MPD ROADBLOCK PROGRAM	2014	58,487.81	(99,503.69)	96,849.41			55,833.53
				<u>(141,683.84)</u>	<u>197,517.37</u>	<u>0.00</u>	<u>0.00</u>	
136339	FFY13 MPD SPEED PROGRAM	2013		(27,475.01)	44,259.92			16,784.91
136339	FFY13 MPD SPEED PROGRAM	2014	16,784.91	(16,867.52)	41,651.02			41,568.41
				<u>(44,342.53)</u>	<u>85,910.94</u>	<u>0.00</u>	<u>0.00</u>	
136344	MAUI SAFE COMM SPEED SC03-06(0	2013	(3,110.54)					(3,110.54)
136344	MAUI SAFE COMM SPEED SC03-06(0	2014	(3,110.54)					(3,110.54)
				<u>0.00</u>	<u>0.00</u>	<u>0.00</u>	<u>0.00</u>	
136349	MAUI SPEED ENFRCMT SC030601M03	2013	(7,293.90)					(7,293.90)
136349	MAUI SPEED ENFRCMT SC030601M03	2014	(7,293.90)					(7,293.90)
				<u>0.00</u>	<u>0.00</u>	<u>0.00</u>	<u>0.00</u>	
136351	MPD DATA RECORDS-TR03-03(02M01	2013	6,224.00					6,224.00
136351	MPD DATA RECORDS-TR03-03(02M01	2014	6,224.00					6,224.00
				<u>0.00</u>	<u>0.00</u>	<u>0.00</u>	<u>0.00</u>	
136355	KEIKI INJURY PRTCTN OP03-05(03	2013	(1,246.89)					(1,246.89)
136355	KEIKI INJURY PRTCTN OP03-05(03	2014	(1,246.89)					(1,246.89)
				<u>0.00</u>	<u>0.00</u>	<u>0.00</u>	<u>0.00</u>	
136356	MPD SEATBELT PRGRM-OPO3-05(01M	2013	(32,203.19)					(32,203.19)
136356	MPD SEATBELT PRGRM-OPO3-05(01M	2014	(32,203.19)					(32,203.19)
				<u>0.00</u>	<u>0.00</u>	<u>0.00</u>	<u>0.00</u>	
136358	MPD RCONSTRCTNIST-PT030203M01	2013	(2,020.52)					(2,020.52)
136358	MPD RCONSTRCTNIST-PT030203M01	2014	(2,020.52)					(2,020.52)
				<u>0.00</u>	<u>0.00</u>	<u>0.00</u>	<u>0.00</u>	
136360	MPD CHILD RESTRAINT PROJECT	2013		(14,770.26)	28,605.19			13,834.93
136360	MPD CHILD RESTRAINT PROJECT	2014	13,834.93	(12,342.61)	7,840.84			9,333.16
				<u>(27,112.87)</u>	<u>36,446.03</u>	<u>0.00</u>	<u>0.00</u>	
136361	MPD TRAFFIC SERVICES FFY13	2013			17,352.51			17,352.51

County of Maui

Grant Revenues & Expenditures Quarterly Report - by Index and Fiscal Year as of 12/31/2013

Police

Index	Index Title	FY	Beginning Fund Balance	Revenue	Expenditures	Transfers In	Transfers Out	Ending Fund Balance
136361	MPD TRAFFIC SERVICES FFY13	2014	17,352.51	(17,352.51)				0.00
				<b>(17,352.51)</b>	<b>17,352.51</b>	<b>0.00</b>	<b>0.00</b>	
136362	FFY13 MPD SEATBELT PROGRAM	2013		(16,870.10)	37,466.28			20,596.18
136362	FFY13 MPD SEATBELT PROGRAM	2014	20,596.18	(31,921.73)	20,875.03			9,549.48
				<b>(48,791.83)</b>	<b>58,341.31</b>	<b>0.00</b>	<b>0.00</b>	
136365	FED EQT/SHARING FORFEITURE POL	2013	(134.78)					(134.78)
136365	FED EQT/SHARING FORFEITURE POL	2014	(134.78)					(134.78)
				<b>0.00</b>	<b>0.00</b>	<b>0.00</b>	<b>0.00</b>	
136399	911 EMS FY03LOG#98-320 MOD#5	2013	67,631.31					67,631.31
136399	911 EMS FY03LOG#98-320 MOD#5	2014	67,631.31					67,631.31
				<b>0.00</b>	<b>0.00</b>	<b>0.00</b>	<b>0.00</b>	
136400	911 EMERGENCY MEDICAL SVC PRG	2013		(273,809.09)	311,871.83			38,062.74
136400	911 EMERGENCY MEDICAL SVC PRG	2014	38,062.74	(51,065.61)	13,002.87			0.00
				<b>(324,874.70)</b>	<b>324,874.70</b>	<b>0.00</b>	<b>0.00</b>	
136430	CLANDSTINE LAB RSPNSE 02-DB-10	2013	(2,359.80)					(2,359.80)
136430	CLANDSTINE LAB RSPNSE 02-DB-10	2014	(2,359.80)					(2,359.80)
				<b>0.00</b>	<b>0.00</b>	<b>0.00</b>	<b>0.00</b>	
136508	SW MARIJUANA ERADICATION SMETF	2013		(40,000.00)	50,872.57			10,872.57
136508	SW MARIJUANA ERADICATION SMETF	2014	10,872.57	(16,000.00)	16,316.23			11,188.80
				<b>(56,000.00)</b>	<b>67,188.80</b>	<b>0.00</b>	<b>0.00</b>	
136537	DOH PROHIBITING TOBACCO SALES	2013		(2,663.99)	4,466.63			1,802.64
136537	DOH PROHIBITING TOBACCO SALES	2014	1,802.64	(3,437.20)	1,634.56			0.00
				<b>(6,101.19)</b>	<b>6,101.19</b>	<b>0.00</b>	<b>0.00</b>	
136556	RESEARCH GUIDED RESP TO ROBBER	2013		(10,244.00)	10,244.00			0.00
				<b>(10,244.00)</b>	<b>10,244.00</b>	<b>0.00</b>	<b>0.00</b>	
136558	CHOICES MENTORSHIP PROGRAM	2013		(15,000.00)	19,927.18			4,927.18
136558	CHOICES MENTORSHIP PROGRAM	2014	4,927.18	(12,000.00)	15,999.21			8,926.39
				<b>(27,000.00)</b>	<b>35,926.39</b>	<b>0.00</b>	<b>0.00</b>	
136560	KIHEI DISTRICT BICYCLE PTRL	2013		(21,183.22)	21,183.22			(0.00)
				<b>(21,183.22)</b>	<b>21,183.22</b>	<b>0.00</b>	<b>0.00</b>	
136902	TRAINING GRANTS FY2013	2013		(30,497.13)	71,740.69			41,243.56
136902	TRAINING GRANTS FY2013	2014	41,243.56		(39,025.30)			2,218.26

County of Maui

Grant Revenues & Expenditures Quarterly Report - by Index and Fiscal Year as of 12/31/2013

Police

Index	Index Title	FY	Beginning Fund Balance	Revenue	Expenditures	Transfers In	Transfers Out	Ending Fund Balance
				<u>(30,497.13)</u>	<u>32,715.39</u>	<u>0.00</u>	<u>0.00</u>	
136907	HAWAII NARCOTICS TASK FORCE	2013		(2,000.00)	5,936.69			3,936.69
136907	HAWAII NARCOTICS TASK FORCE	2014	3,936.69	(13,000.00)	12,523.68			3,460.37
				<u>(15,000.00)</u>	<u>18,460.37</u>	<u>0.00</u>	<u>0.00</u>	
136910	HI INTRAGENCY MOBLE POLICE 02	2013	(2,506.82)					(2,506.82)
136910	HI INTRAGENCY MOBLE POLICE 02	2014	(2,506.82)					(2,506.82)
				<u>0.00</u>	<u>0.00</u>	<u>0.00</u>	<u>0.00</u>	
146026	TRAINING GRANTS FY2014	2014			25,855.10			25,855.10
				<u>0.00</u>	<u>25,855.10</u>	<u>0.00</u>	<u>0.00</u>	
146030	STATE E911 WIRELESS COMMISSION	2014		(214,556.97)	298,387.51			83,830.54
				<u>(214,556.97)</u>	<u>298,387.51</u>	<u>0.00</u>	<u>0.00</u>	
146031	911 EMERGENCY MEDICAL SVC	2014		(102,589.66)	139,901.76			37,312.10
				<u>(102,589.66)</u>	<u>139,901.76</u>	<u>0.00</u>	<u>0.00</u>	
146032	DOMESTIC CANNABIS ENFORCEMENT	2014		(100,000.00)	96,024.37			(3,975.63)
				<u>(100,000.00)</u>	<u>96,024.37</u>	<u>0.00</u>	<u>0.00</u>	
146038	FFY14 MPD SPEED PROGRAM	2014			344.20			344.20
				<u>0.00</u>	<u>344.20</u>	<u>0.00</u>	<u>0.00</u>	
146039	FFY14 MPD TRAFFIC DATA RECORDS	2014			76,495.29			76,495.29
				<u>0.00</u>	<u>76,495.29</u>	<u>0.00</u>	<u>0.00</u>	
146331	MPD ROADBLCK PRG#AL04-02/01M03	2013	25,485.27	(25,485.27)				0.00
				<u>(25,485.27)</u>	<u>0.00</u>	<u>0.00</u>	<u>0.00</u>	
146349	MPD SPEED ENFORCEMENT WAILUKU	2013	5,644.24	(11,881.95)	6,237.71			0.00
				<u>(11,881.95)</u>	<u>6,237.71</u>	<u>0.00</u>	<u>0.00</u>	
146351	MPD TRAFFIC DATA-DOT FY04	2013	52,334.13	(52,162.17)	(171.96)			0.00
				<u>(52,162.17)</u>	<u>(171.96)</u>	<u>0.00</u>	<u>0.00</u>	
146355	KEIKI INJURY PRTCTN OP04-05(03	2013	12,764.13	(13,076.13)	312.00			0.00
				<u>(13,076.13)</u>	<u>312.00</u>	<u>0.00</u>	<u>0.00</u>	
146356	MPD SEATBELT PRG#OP04-05(01M03	2013	56,668.86	(56,668.86)				0.00
				<u>(56,668.86)</u>	<u>0.00</u>	<u>0.00</u>	<u>0.00</u>	
146358	MPD RCONSTRCTNIST#PT04-01(03M1	2013	34,783.21	(34,781.00)	(2.21)			0.00
				<u>(34,781.00)</u>	<u>(2.21)</u>	<u>0.00</u>	<u>0.00</u>	

County of Maui

Grant Revenues & Expenditures Quarterly Report - by Index and Fiscal Year as of 12/31/2013

Police

Index	Index Title	FY	Beginning Fund Balance	Revenue	Expenditures	Transfers In	Transfers Out	Ending Fund Balance
146365	POLICE FORFEITURES	2013	(9,175.25)					(9,175.25)
146365	POLICE FORFEITURES	2014	(9,175.25)					(9,175.25)
				<u>0.00</u>	<u>0.00</u>	<u>0.00</u>	<u>0.00</u>	
146400	911 EMS DOH 04 LOG#04-337	2013	22,572.34					22,572.34
146400	911 EMS DOH 04 LOG#04-337	2014	22,572.34					22,572.34
				<u>0.00</u>	<u>0.00</u>	<u>0.00</u>	<u>0.00</u>	
146502	ANALYTICAL EQUIP & INFO MGT SY	2013	4,813.63					4,813.63
146502	ANALYTICAL EQUIP & INFO MGT SY	2014	4,813.63					4,813.63
				<u>0.00</u>	<u>0.00</u>	<u>0.00</u>	<u>0.00</u>	
146507	LAHAINA SPEED PRG#SC04-0602M01	2013	2,676.51	(2,676.51)				0.00
				<u>(2,676.51)</u>	<u>0.00</u>	<u>0.00</u>	<u>0.00</u>	
146550	MARIJUANA ERADCTN DEA 2003-51	2013	(6,254.17)					(6,254.17)
146550	MARIJUANA ERADCTN DEA 2003-51	2014	(6,254.17)					(6,254.17)
				<u>0.00</u>	<u>0.00</u>	<u>0.00</u>	<u>0.00</u>	
146553	DOMESTIC CANNABIS DEA 2004-53	2013	(16,491.67)		2,720.00			(13,771.67)
146553	DOMESTIC CANNABIS DEA 2004-53	2014	(13,771.67)					(13,771.67)
				<u>0.00</u>	<u>2,720.00</u>	<u>0.00</u>	<u>0.00</u>	
156333	JUV/ACT/BG POI DHS-05-OYS-2153	2013	(4,956.25)					(4,956.25)
156333	JUV/ACT/BG POI DHS-05-OYS-2153	2014	(4,956.25)					(4,956.25)
				<u>0.00</u>	<u>0.00</u>	<u>0.00</u>	<u>0.00</u>	
156522	G.R.E.A.T. ATF 2004-JV-FX-0133	2013	(109.70)					(109.70)
156522	G.R.E.A.T. ATF 2004-JV-FX-0133	2014	(109.70)					(109.70)
				<u>0.00</u>	<u>0.00</u>	<u>0.00</u>	<u>0.00</u>	
156553	DOMESTIC CANNABIS DEA 2005-60	2013	(6,351.53)		2,468.98			(3,882.55)
156553	DOMESTIC CANNABIS DEA 2005-60	2014	(3,882.55)					(3,882.55)
				<u>0.00</u>	<u>2,468.98</u>	<u>0.00</u>	<u>0.00</u>	
156910	HI INTERAGNCY MOBILE POLICE03	2013	(4,278.78)					(4,278.78)
156910	HI INTERAGNCY MOBILE POLICE03	2014	(4,278.78)					(4,278.78)
				<u>0.00</u>	<u>0.00</u>	<u>0.00</u>	<u>0.00</u>	
166365	FEDERAL POLICE FORFEITURES	2013	(1,621.35)					(1,621.35)
166365	FEDERAL POLICE FORFEITURES	2014	(1,621.35)					(1,621.35)
				<u>0.00</u>	<u>0.00</u>	<u>0.00</u>	<u>0.00</u>	

County of Maui

Grant Revenues & Expenditures Quarterly Report - by Index and Fiscal Year as of 12/31/2013

Police

Index	Index Title	FY	Beginning Fund Balance	Revenue	Expenditures	Transfers In	Transfers Out	Ending Fund Balance
166508	SW MARIJUANA ERADCTN TASK FRCE	2013	(23,893.00)					(23,893.00)
166508	SW MARIJUANA ERADCTN TASK FRCE	2014	(23,893.00)					(23,893.00)
				<u>0.00</u>	<u>0.00</u>	<u>0.00</u>	<u>0.00</u>	
166509	POLICE AGAINST STREET SALES06	2013	(422.68)					(422.68)
166509	POLICE AGAINST STREET SALES06	2014	(422.68)					(422.68)
				<u>0.00</u>	<u>0.00</u>	<u>0.00</u>	<u>0.00</u>	
176301	STATE E911 WIRELESS COMSSN07	2013	(64,520.33)		1,978.71			(62,541.62)
176301	STATE E911 WIRELESS COMSSN07	2014	(62,541.62)					(62,541.62)
				<u>0.00</u>	<u>1,978.71</u>	<u>0.00</u>	<u>0.00</u>	
176360	SW JUVENILE JUSTICE INFM/SYSTEM	2013	(15,964.00)					(15,964.00)
176360	SW JUVENILE JUSTICE INFM/SYSTEM	2014	(15,964.00)					(15,964.00)
				<u>0.00</u>	<u>0.00</u>	<u>0.00</u>	<u>0.00</u>	
176904	SW NARCOTICS TASK FRCE 04DB24	2013	118.56		(118.56)			0.00
				<u>0.00</u>	<u>(118.56)</u>	<u>0.00</u>	<u>0.00</u>	
186436	DOMESTIC VIOLNC VCTMLSS 02WF17	2013	(20,358.79)					(20,358.79)
186436	DOMESTIC VIOLNC VCTMLSS 02WF17	2014	(20,358.79)					(20,358.79)
				<u>0.00</u>	<u>0.00</u>	<u>0.00</u>	<u>0.00</u>	
196355	MPD CHILD RESTRANT PRG FY09	2013	95.00					95.00
196355	MPD CHILD RESTRANT PRG FY09	2014	95.00					95.00
				<u>0.00</u>	<u>0.00</u>	<u>0.00</u>	<u>0.00</u>	
196362	FORFEITURES POLICE STATE	2013	(888.08)					(888.08)
196362	FORFEITURES POLICE STATE	2014	(888.08)					(888.08)
				<u>0.00</u>	<u>0.00</u>	<u>0.00</u>	<u>0.00</u>	
196364	FED. TRY POLICE FORFEITURES	2013	(525.03)					(525.03)
196364	FED. TRY POLICE FORFEITURES	2014	(525.03)					(525.03)
				<u>0.00</u>	<u>0.00</u>	<u>0.00</u>	<u>0.00</u>	
196365	FED.JUSTICE POLICE FORFEITURES	2013	(3,867.46)	(44,983.31)	76,728.18			27,877.41
196365	FED.JUSTICE POLICE FORFEITURES	2014	27,877.41	(50,000.00)				(22,122.59)
				<u>(94,983.31)</u>	<u>76,728.18</u>	<u>0.00</u>	<u>0.00</u>	
196901	SW NARCOTICS TASK FORCE 98DB6	2013	(509.30)					(509.30)
196901	SW NARCOTICS TASK FORCE 98DB6	2014	(509.30)					(509.30)
				<u>0.00</u>	<u>0.00</u>	<u>0.00</u>	<u>0.00</u>	



County of Maui

Grant Revenues & Expenditures Quarterly Report - by Index and Fiscal Year as of 12/31/2013

Police

Index	Index Title	FY	Beginning Fund Balance	Revenue	Expenditures	Transfers In	Transfers Out	Ending Fund Balance
196905	WAILEA SPEED ENFORCEMENT	2013	(3,995.64)					(3,995.64)
196905	WAILEA SPEED ENFORCEMENT	2014	(3,995.64)					(3,995.64)
				0.00	0.00	0.00	0.00	
	<b>Grand Total</b>			<b>(5,865,482.82)</b>	<b>5,857,892.84</b>	<b>0.00</b>	<b>0.00</b>	

County of Maui

Fire and Public Safety

Grant Revenues & Expenditures Quarterly Report - by Index and Fiscal Year as of 12/31/2013

Index	Index Title	FY	Beginning Fund Balance	Revenue	Expenditures	Transfers In	Transfers Out	Ending Fund Balance
106033	VOLUNTEER FIRE ASSTNCE DLNR10	2013	(180.05)					(180.05)
106033	VOLUNTEER FIRE ASSTNCE DLNR10	2014	(180.05)					(180.05)
				<u>0.00</u>	<u>0.00</u>	<u>0.00</u>	<u>0.00</u>	
106047	EMS (FIRE)TRAINING (PVT)IAAI	2013	(1,275.81)					(1,275.81)
106047	EMS (FIRE)TRAINING (PVT)IAAI	2014	(1,275.81)					(1,275.81)
				<u>0.00</u>	<u>0.00</u>	<u>0.00</u>	<u>0.00</u>	
106049	FIRE/LEPC (DOH) HMEP	2013	(58,177.48)		29,376.52			(28,800.96)
106049	FIRE/LEPC (DOH) HMEP	2014	(28,800.96)	(14,317.54)	12,495.56			(30,622.94)
				<u>(14,317.54)</u>	<u>41,872.08</u>	<u>0.00</u>	<u>0.00</u>	
106090	HAZARDOUS MATRLS(HMEP)GRT10	2013	1,111.84					1,111.84
106090	HAZARDOUS MATRLS(HMEP)GRT10	2014	1,111.84					1,111.84
				<u>0.00</u>	<u>0.00</u>	<u>0.00</u>	<u>0.00</u>	
116033	VOLUNTEER FIRE ASSTNCE DLNR11	2013	(1,432.15)					(1,432.15)
116033	VOLUNTEER FIRE ASSTNCE DLNR11	2014	(1,432.15)					(1,432.15)
				<u>0.00</u>	<u>0.00</u>	<u>0.00</u>	<u>0.00</u>	
116046	MFD EQUIPMENT PURCHASE EMO1-04	2013	(163.16)					(163.16)
116046	MFD EQUIPMENT PURCHASE EMO1-04	2014	(163.16)					(163.16)
				<u>0.00</u>	<u>0.00</u>	<u>0.00</u>	<u>0.00</u>	
116047	PRIVATE DONATIONS-FIRE DEPT	2013		(5,000.48)				(5,000.48)
116047	PRIVATE DONATIONS-FIRE DEPT	2014	(5,000.48)	(14,800.00)				(19,800.48)
				<u>(19,800.48)</u>	<u>0.00</u>	<u>0.00</u>	<u>0.00</u>	
116090	HAZARDOUS MATRLS(HMEP) GRNT11	2013	2,831.60					2,831.60
116090	HAZARDOUS MATRLS(HMEP) GRNT11	2014	2,831.60					2,831.60
				<u>0.00</u>	<u>0.00</u>	<u>0.00</u>	<u>0.00</u>	
126033	VOLUNTEER FIRE ASSISTNCE FY12	2013	28,409.67		68,047.83			96,457.50
126033	VOLUNTEER FIRE ASSISTNCE FY12	2014	96,457.50	(96,457.50)				0.00
				<u>(96,457.50)</u>	<u>68,047.83</u>	<u>0.00</u>	<u>0.00</u>	
126090	HMEP HAZARDOUS MATERIALS EM	2013	2,466.20		(2,465.60)			0.60
126090	HMEP HAZARDOUS MATERIALS EM	2014	.60					0.60
				<u>0.00</u>	<u>(2,465.60)</u>	<u>0.00</u>	<u>0.00</u>	
136031	FEMA AFG FIRE PREVENTION & SAF	2013		(10,000.00)	10,000.00			0.00
				<u>(10,000.00)</u>	<u>10,000.00</u>	<u>0.00</u>	<u>0.00</u>	

County of Maui

Fire and Public Safety Grant Revenues & Expenditures Quarterly Report - by Index and Fiscal Year as of 12/31/2013

Index	Index Title	FY	Beginning Fund Balance	Revenue	Expenditures	Transfers In	Transfers Out	Ending Fund Balance
136033	VOLUNTEER FIRE ASSISTANCE FY13	2013			19,609.74			19,609.74
136033	VOLUNTEER FIRE ASSISTANCE FY13	2014	19,609.74		45,577.76			65,187.50
				0.00	65,187.50	0.00	0.00	
136034	NHTSA MFD PNEUMATC LIFTNG BAGS	2013			24,480.15			24,480.15
136034	NHTSA MFD PNEUMATC LIFTNG BAGS	2014	24,480.15					24,480.15
				0.00	24,480.15	0.00	0.00	
136046	MFD EQUIPMNT PURCHASE/CPS PRGR	2013	76.94					76.94
136046	MFD EQUIPMNT PURCHASE/CPS PRGR	2014	76.94					76.94
				0.00	0.00	0.00	0.00	
136055	FEMA AFG OPERATIONS & SAFETY	2013		(208,828.00)	208,828.00			0.00
				(208,828.00)	208,828.00	0.00	0.00	
146049	WELLNESS/FITNESS FIRE ACT GRNT	2013	3,000.00					3,000.00
146049	WELLNESS/FITNESS FIRE ACT GRNT	2014	3,000.00					3,000.00
				0.00	0.00	0.00	0.00	
156055	FIRE SAFETY HSE-EMW2003FP01732	2013	(3,452.10)					(3,452.10)
156055	FIRE SAFETY HSE-EMW2003FP01732	2014	(3,452.10)					(3,452.10)
				0.00	0.00	0.00	0.00	
166057	FIRE INOPERABILITY GRT FE15141	2013	(95.66)					(95.66)
166057	FIRE INOPERABILITY GRT FE15141	2014	(95.66)					(95.66)
				0.00	0.00	0.00	0.00	
176111	WALMART FOUNDATN DONATN-FIRE	2013	(1.68)					(1.68)
176111	WALMART FOUNDATN DONATN-FIRE	2014	(1.68)					(1.68)
				0.00	0.00	0.00	0.00	
176112	FIREMAN'S FUND INSURANCE CO	2013	(166.97)					(166.97)
176112	FIREMAN'S FUND INSURANCE CO	2014	(166.97)					(166.97)
				0.00	0.00	0.00	0.00	
186033	USDA RURAL 1ST RESPNDR LANAI	2013	(9,083.35)					(9,083.35)
186033	USDA RURAL 1ST RESPNDR LANAI	2014	(9,083.35)					(9,083.35)
				0.00	0.00	0.00	0.00	
186034	USDA RURAL 1ST RESPNDR MOLOKAI	2013	(3,548.03)					(3,548.03)
186034	USDA RURAL 1ST RESPNDR MOLOKAI	2014	(3,548.03)					(3,548.03)
				0.00	0.00	0.00	0.00	

County of Maui

Fire and Public Safety

Grant Revenues & Expenditures Quarterly Report - by Index and Fiscal Year as of 12/31/2013

Index	Index Title	FY	Beginning Fund Balance	Revenue	Expenditures	Transfers In	Transfers Out	Ending Fund Balance
196050	FIRE TRAINING GRANT (CHEVRON)	2013	(1,540.00)					(1,540.00)
196050	FIRE TRAINING GRANT (CHEVRON)	2014	(1,540.00)					(1,540.00)
				<u>0.00</u>	<u>0.00</u>	<u>0.00</u>	<u>0.00</u>	
196051	FIREFIGHTERS CHARTABLE FNDATN	2013	(250.00)	(300.00)				(550.00)
196051	FIREFIGHTERS CHARTABLE FNDATN	2014	(550.00)					(550.00)
				<u>(300.00)</u>	<u>0.00</u>	<u>0.00</u>	<u>0.00</u>	
196055	FEMA FIRE TRAINING FUNDS	2013	14,597.40		(5,929.94)			8,667.46
196055	FEMA FIRE TRAINING FUNDS	2014	8,667.46		4,420.66			13,088.12
				<u>0.00</u>	<u>(1,509.28)</u>	<u>0.00</u>	<u>0.00</u>	
<b>Grand Total</b>				<b>(349,703.52)</b>	<b>414,440.68</b>	<b>0.00</b>	<b>0.00</b>	

County of Maui

Civil Defense Grant Revenues & Expenditures Quarterly Report - by Index and Fiscal Year as of 12/31/2013

Index	Index Title	FY	Beginning Fund Balance	Revenue	Expenditures	Transfers In	Transfers Out	Ending Fund Balance
106050	FFY09 LAW ENFRMNT TERRSM PRVN	2013	303,392.31	(381,445.99)	39,877.00			(38,176.68)
106050	FFY09 LAW ENFRMNT TERRSM PRVN	2014	(38,176.68)					(38,176.68)
				<b>(381,445.99)</b>	<b>39,877.00</b>	<b>0.00</b>	<b>0.00</b>	
106051	FFY09 CITIZEN CORPS PRG	2013	(10,760.31)	(1,920.07)	1,239.87			(11,440.51)
106051	FFY09 CITIZEN CORPS PRG	2014	(11,440.51)					(11,440.51)
				<b>(1,920.07)</b>	<b>1,239.87</b>	<b>0.00</b>	<b>0.00</b>	
106053	FFY09 ST HOMELAND SECURITY	2013	76,975.31	(421,699.71)	382,762.19			38,037.79
106053	FFY09 ST HOMELAND SECURITY	2014	38,037.79		1,775.00			39,812.79
				<b>(421,699.71)</b>	<b>384,537.19</b>	<b>0.00</b>	<b>0.00</b>	
106056	INTROPRBL EMERGNCY COMM GRNT	2013	3,866.33	(6,000.55)	2,970.01			835.79
106056	INTROPRBL EMERGNCY COMM GRNT	2014	835.79					835.79
				<b>(6,000.55)</b>	<b>2,970.01</b>	<b>0.00</b>	<b>0.00</b>	
116051	FFY10 CITIZENS CORP PRG	2013	(953.61)	(22,153.54)	8,877.63			(14,229.52)
116051	FFY10 CITIZENS CORP PRG	2014	(14,229.52)	(3,744.77)	3,744.77			(14,229.52)
				<b>(25,898.31)</b>	<b>12,622.40</b>	<b>0.00</b>	<b>0.00</b>	
116053	FFY10 ST HOMELAND SECURITY PRG	2013	60,970.00	(143,819.80)	632,910.39			550,060.59
116053	FFY10 ST HOMELAND SECURITY PRG	2014	550,060.59	(627,679.19)	171,189.97			93,571.37
				<b>(771,498.99)</b>	<b>804,100.36</b>	<b>0.00</b>	<b>0.00</b>	
126044	EMERGNCY MGT PERF GRT FFY2011	2013	(83,000.00)	(83,000.00)	166,000.00			0.00
				<b>(83,000.00)</b>	<b>166,000.00</b>	<b>0.00</b>	<b>0.00</b>	
126051	FFY11 STATEWIDE OUTREACH/CCP	2014		(2,342.64)	594.88			(1,747.76)
				<b>(2,342.64)</b>	<b>594.88</b>	<b>0.00</b>	<b>0.00</b>	
126053	FFY11 ST HOMELAND SECURITY PRG	2013		(159,767.34)	215,027.34			55,260.00
126053	FFY11 ST HOMELAND SECURITY PRG	2014	55,260.00	(138,647.08)	105,202.73			21,815.65
				<b>(298,414.42)</b>	<b>320,230.07</b>	<b>0.00</b>	<b>0.00</b>	
126054	DISASTER PREPAREDNESS TRAIN-TH	2013	43.02	(43.02)				0.00
				<b>(43.02)</b>	<b>0.00</b>	<b>0.00</b>	<b>0.00</b>	
136053	FFY12 ST HOMELAND SECURITY GRT	2014		(30,174.33)	12,513.33			(17,661.00)
				<b>(30,174.33)</b>	<b>12,513.33</b>	<b>0.00</b>	<b>0.00</b>	
136057	INOPERABLE ER COMMUNICATIONS	2013		(36,731.49)	36,741.49			10.00
136057	INOPERABLE ER COMMUNICATIONS	2014	10.00					10.00
				<b>(36,731.49)</b>	<b>36,741.49</b>	<b>0.00</b>	<b>0.00</b>	

County of Maui

Civil Defense

Grant Revenues & Expenditures Quarterly Report - by Index and Fiscal Year as of 12/31/2013

Index	Index Title	FY	Beginning Fund Balance	Revenue	Expenditures	Transfers In	Transfers Out	Ending Fund Balance
146201	FFY13 ST HOMELAND SECURITY	2014			1,860.86			1,860.86
				0.00	1,860.86	0.00	0.00	
166043	FY05 STATE HOMELAND SECURITY	2013	38,958.12		(38,958.12)			0.00
				0.00	(38,958.12)	0.00	0.00	
196043	FFY07 STATE HOMELAND SECURITY	2013	1,724.81					1,724.81
196043	FFY07 STATE HOMELAND SECURITY	2014	1,724.81					1,724.81
				0.00	0.00	0.00	0.00	
196053	FFY08 ST HOMELAND SECURITY	2013	1,062.03	(10,525.79)	9,463.76			0.00
				(10,525.79)	9,463.76	0.00	0.00	
<b>Grand Total</b>				<b>(2,069,695.31)</b>	<b>1,753,793.10</b>	<b>0.00</b>	<b>0.00</b>	

County of Maui

Housing and Human Concerns Grant Revenues & Expenditures Quarterly Report - by Index and Fiscal Year as of 12/31/2013

Index	Index Title	FY	Beginning Fund Balance	Revenue	Expenditures	Transfers In	Transfers Out	Ending Fund Balance
106501	USDA RURAL BUS. ENT GRT FY10	2013		(18,962.89)	18,962.89			0.00
				<b>(18,962.89)</b>	<b>18,962.89</b>	<b>0.00</b>	<b>0.00</b>	
106568	HOME ADMIN EXPENSE (98)	2013	(5.34)					(5.34)
106568	HOME ADMIN EXPENSE (98)	2014	(5.34)					(5.34)
				<b>0.00</b>	<b>0.00</b>	<b>0.00</b>	<b>0.00</b>	
106601	HOSPITAL DISCHARGE PLNG GRNT	2013	27,521.94	(53,211.75)	25,587.56			(102.25)
106601	HOSPITAL DISCHARGE PLNG GRNT	2014	(102.25)					(102.25)
				<b>(53,211.75)</b>	<b>25,587.56</b>	<b>0.00</b>	<b>0.00</b>	
106602	AGING/DSABLT Y RSRC CTR 2010N	2013	18,905.58	(19,428.25)	521.20			(1.47)
106602	AGING/DSABLT Y RSRC CTR 2010N	2014	(1.47)					(1.47)
				<b>(19,428.25)</b>	<b>521.20</b>	<b>0.00</b>	<b>0.00</b>	
106604	AGING/DISABLT Y RSC CTR ST/HI	2013	46,647.96					46,647.96
106604	AGING/DISABLT Y RSC CTR ST/HI	2014	46,647.96					46,647.96
				<b>0.00</b>	<b>0.00</b>	<b>0.00</b>	<b>0.00</b>	
106607	HAWAII COMM LIVING 2010.11N	2013	(4,635.58)		3,334.10			(1,301.48)
106607	HAWAII COMM LIVING 2010.11N	2014	(1,301.48)					(1,301.48)
				<b>0.00</b>	<b>3,334.10</b>	<b>0.00</b>	<b>0.00</b>	
106647	EOA/DOH MA-KC-FB10-11A	2013	(400.00)		400.00			0.00
				<b>0.00</b>	<b>400.00</b>	<b>0.00</b>	<b>0.00</b>	
106717	HOME FFY09 KAHAWAI APT	2013	4,316.40	(11,510.40)	7,194.00			0.00
				<b>(11,510.40)</b>	<b>7,194.00</b>	<b>0.00</b>	<b>0.00</b>	
106718	HOME FFY09 ADMINISTRATION	2013	1,201.37	(69,747.65)	72,057.57			3,511.29
106718	HOME FFY09 ADMINISTRATION	2014	3,511.29	(3,661.62)	1,811.46			1,661.13
				<b>(73,409.27)</b>	<b>73,869.03</b>	<b>0.00</b>	<b>0.00</b>	
106737	SENIOR CENTER ACTIVITIES 99/00	2013	(5,999.92)					(5,999.92)
106737	SENIOR CENTER ACTIVITIES 99/00	2014	(5,999.92)					(5,999.92)
				<b>0.00</b>	<b>0.00</b>	<b>0.00</b>	<b>0.00</b>	
116210	MAUI TO WORK PROGRAM (MEO)	2013	(131,728.99)					(131,728.99)
116210	MAUI TO WORK PROGRAM (MEO)	2014	(131,728.99)					(131,728.99)
				<b>0.00</b>	<b>0.00</b>	<b>0.00</b>	<b>0.00</b>	
116219	HAWAII STRATEGIC FRMEWRK PH11	2013	37,003.98	(291,295.49)	254,177.07			(114.44)
116219	HAWAII STRATEGIC FRMEWRK PH11	2014	(114.44)					(114.44)

County of Maui

Housing and Human Concerns Grant Revenues & Expenditures Quarterly Report - by Index and Fiscal Year as of 12/31/2013

Index	Index Title	FY	Beginning Fund Balance	Revenue	Expenditures	Transfers In	Transfers Out	Ending Fund Balance
				<u>(291,295.49)</u>	<u>254,177.07</u>	<u>0.00</u>	<u>0.00</u>	
116570	HOME- 1ST TIME HMEBYRS-PROJ IN	2013	(19,582.38)		19,582.38			0.00
116570	HOME- 1ST TIME HMEBYRS-PROJ IN	2014		(19,999.80)	19,999.80			0.00
				<u>(19,999.80)</u>	<u>39,582.18</u>	<u>0.00</u>	<u>0.00</u>	
116571	WEST MAUI COM/RESRCE CENTER	2013	(100.00)					(100.00)
116571	WEST MAUI COM/RESRCE CENTER	2014	(100.00)					(100.00)
				<u>0.00</u>	<u>0.00</u>	<u>0.00</u>	<u>0.00</u>	
116579	HOME REPROGRAMMED FUNDS	2014				(19,582.38)		(19,582.38)
				<u>0.00</u>	<u>0.00</u>	<u>(19,582.38)</u>	<u>0.00</u>	
116601	HOSPITAL DISCHARGE PLNG GRNT	2013	10,511.66		29,787.22			40,298.88
116601	HOSPITAL DISCHARGE PLNG GRNT	2014	40,298.88	(37,717.25)	9,563.65			12,145.28
				<u>(37,717.25)</u>	<u>39,350.87</u>	<u>0.00</u>	<u>0.00</u>	
116602	AGING/DSABLT Y RSRC CTR 2010N	2013	2,933.49	(15,182.00)	774.51			(11,474.00)
116602	AGING/DSABLT Y RSRC CTR 2010N	2014	(11,474.00)					(11,474.00)
				<u>(15,182.00)</u>	<u>774.51</u>	<u>0.00</u>	<u>0.00</u>	
116606	RSVP 2011 09SRPHI1001#5	2013	13,419.05	(13,531.00)	111.95			0.00
				<u>(13,531.00)</u>	<u>111.95</u>	<u>0.00</u>	<u>0.00</u>	
116607	HAWAII COMM LIVING 2010.11.N	2013	(29,182.00)	7,138.00	22,007.06			(36.94)
116607	HAWAII COMM LIVING 2010.11.N	2014	(36.94)					(36.94)
				<u>7,138.00</u>	<u>22,007.06</u>	<u>0.00</u>	<u>0.00</u>	
116608	ARRA09 HEALTHY AGING PARTNRSH P	2013	7,961.68	(12,500.00)	4,027.77			(510.55)
116608	ARRA09 HEALTHY AGING PARTNRSH P	2014	(510.55)					(510.55)
				<u>(12,500.00)</u>	<u>4,027.77</u>	<u>0.00</u>	<u>0.00</u>	
116613	AGING THH DHHS FY11 MA201103	2013	1,372.65		25,850.00			27,222.65
116613	AGING THH DHHS FY11 MA201103	2014	27,222.65					27,222.65
				<u>0.00</u>	<u>25,850.00</u>	<u>0.00</u>	<u>0.00</u>	
116614	ELDER ABUSE RELATED SVCS FY11	2013	(3,663.89)					(3,663.89)
116614	ELDER ABUSE RELATED SVCS FY11	2014	(3,663.89)					(3,663.89)
				<u>0.00</u>	<u>0.00</u>	<u>0.00</u>	<u>0.00</u>	
116647	EOA/DOH MA.KC.FB10-11.A FY11	2013	124,486.53	(132,416.76)	1,441.12			(6,489.11)
116647	EOA/DOH MA.KC.FB10-11.A FY11	2014	(6,489.11)		30.37			(6,458.74)
				<u>(132,416.76)</u>	<u>1,471.49</u>	<u>0.00</u>	<u>0.00</u>	



County of Maui

Housing and Human Concerns Grant Revenues & Expenditures Quarterly Report - by Index and Fiscal Year as of 12/31/2013

Index	Index Title	FY	Beginning Fund Balance	Revenue	Expenditures	Transfers In	Transfers Out	Ending Fund Balance
116712	CONGREGATE MEALS FY11	2013	.01		(.01)			0.00
				<b>0.00</b>	<b>(0.01)</b>	<b>0.00</b>	<b>0.00</b>	
116718	HOME FFY10 ADMINISTRATION	2013		(15,148.80)	37,606.93			22,458.13
116718	HOME FFY10 ADMINISTRATION	2014	22,458.13	(10,456.88)	755.17			12,756.42
				<b>(25,605.68)</b>	<b>38,362.10</b>	<b>0.00</b>	<b>0.00</b>	
116730	HOME DELIVERED MEALS FY11	2013	(200.29)		200.29			0.00
				<b>0.00</b>	<b>200.29</b>	<b>0.00</b>	<b>0.00</b>	
116738	MSC LEISURE FY2011	2013	(44,748.72)		1,875.34			(42,873.38)
116738	MSC LEISURE FY2011	2014	(42,873.38)		16,649.15			(26,224.23)
				<b>0.00</b>	<b>18,524.49</b>	<b>0.00</b>	<b>0.00</b>	
116752	I&A OUTREACH AGING 00/01	2013	(597.02)					(597.02)
116752	I&A OUTREACH AGING 00/01	2014	(597.02)					(597.02)
				<b>0.00</b>	<b>0.00</b>	<b>0.00</b>	<b>0.00</b>	
116803	HOME RPGM02 CHDO LP KENOLIO	2013		(44,299.00)	44,299.00			0.00
				<b>(44,299.00)</b>	<b>44,299.00</b>	<b>0.00</b>	<b>0.00</b>	
117721	SEC 8 HSG VOUCHER FY2011	2013	(6,392.15)				6,392.15	0.00
				<b>0.00</b>	<b>0.00</b>	<b>0.00</b>	<b>6,392.15</b>	
117731	SEC 8 HSG VCHR ADMIN FY2011	2013	(392,453.80)				391,479.50	(974.30)
117731	SEC 8 HSG VCHR ADMIN FY2011	2014	(974.30)					(974.30)
				<b>0.00</b>	<b>0.00</b>	<b>0.00</b>	<b>391,479.50</b>	
126579	HOME RPGM PI CHDO MMSHH1 CNSTR	2013		(8,746.92)	8,746.92			0.00
				<b>(8,746.92)</b>	<b>8,746.92</b>	<b>0.00</b>	<b>0.00</b>	
126601	HOSPITAL DISCHARGE PLNG GRNT	2013			3,196.30			3,196.30
126601	HOSPITAL DISCHARGE PLNG GRNT	2014	3,196.30	(17,495.50)	14,459.20			160.00
				<b>(17,495.50)</b>	<b>17,655.50</b>	<b>0.00</b>	<b>0.00</b>	
126602	AGING/DSABLTY RSRC CTR 2010N	2013	6,272.68					6,272.68
126602	AGING/DSABLTY RSRC CTR 2010N	2014	6,272.68	(10,744.75)				(4,472.07)
				<b>(10,744.75)</b>	<b>0.00</b>	<b>0.00</b>	<b>0.00</b>	
126605	RSVP 2002 DVSA 61523 P74-4101	2013	1,730.00					1,730.00
126605	RSVP 2002 DVSA 61523 P74-4101	2014	1,730.00					1,730.00
				<b>0.00</b>	<b>0.00</b>	<b>0.00</b>	<b>0.00</b>	
126606	RSVP 2012 12SRPHI002 YR1of3	2013	12,508.70	(65,850.00)	53,341.30			(0.00)

County of Maui

Housing and Human Concerns Grant Revenues & Expenditures Quarterly Report - by Index and Fiscal Year as of 12/31/2013

Index	Index Title	FY	Beginning Fund Balance	Revenue	Expenditures	Transfers In	Transfers Out	Ending Fund Balance
				<b>(65,850.00)</b>	<b>53,341.30</b>	<b>0.00</b>	<b>0.00</b>	
126609	ARRA09 HEALTHY AGING PARTNRSH	2013	14,304.12	(23,080.00)	6,516.06			(2,259.82)
126609	ARRA09 HEALTHY AGING PARTNRSH	2014	(2,259.82)					(2,259.82)
				<b>(23,080.00)</b>	<b>6,516.06</b>	<b>0.00</b>	<b>0.00</b>	
126612	AGING TITLE III DHHS 01/02	2013			55.00			55.00
126612	AGING TITLE III DHHS 01/02	2014	55.00		(55.00)			0.00
				<b>0.00</b>	<b>0.00</b>	<b>0.00</b>	<b>0.00</b>	
126613	AGING TIII DHHS FY12 MA201203	2013	396,700.19	(4,348.00)	246,703.96		37,700.27	676,756.42
126613	AGING TIII DHHS FY12 MA201203	2014	676,756.42	(749,810.00)	9,353.03			(63,700.55)
				<b>(754,158.00)</b>	<b>256,056.99</b>	<b>0.00</b>	<b>37,700.27</b>	
126639	NSIP NUTRITIONAL SVCS INCENTIV	2013	81,449.00	(111,094.39)			29,645.39	0.00
				<b>(111,094.39)</b>	<b>0.00</b>	<b>0.00</b>	<b>29,645.39</b>	
126643	MENTAL HEALTH TRANSFORM GRT	2013	(21,615.53)	21,600.00				(15.53)
126643	MENTAL HEALTH TRANSFORM GRT	2014	(15.53)					(15.53)
				<b>21,600.00</b>	<b>0.00</b>	<b>0.00</b>	<b>0.00</b>	
126647	AGING EOA/DOH KUPUNA CARE FY12	2013	507,325.52	(540,993.00)	124,791.65			91,124.17
126647	AGING EOA/DOH KUPUNA CARE FY12	2014	91,124.17		1,300.32			92,424.49
				<b>(540,993.00)</b>	<b>126,091.97</b>	<b>0.00</b>	<b>0.00</b>	
126712	CONGREGATE MEALS FY2012	2013	171,445.24		(116,897.73)	(1,195.06)		53,352.45
126712	CONGREGATE MEALS FY2012	2014	53,352.45		(9,911.75)			43,440.70
				<b>0.00</b>	<b>(126,809.48)</b>	<b>(1,195.06)</b>	<b>0.00</b>	
126714	CONGREGATE MLS - NSIP FFY12	2013	(257.59)		27,986.39	(27,728.80)		0.00
				<b>0.00</b>	<b>27,986.39</b>	<b>(27,728.80)</b>	<b>0.00</b>	
126717	HOME FFY07 KAHAWAI APT	2014		(343,848.49)	564,990.78			221,142.29
				<b>(343,848.49)</b>	<b>564,990.78</b>	<b>0.00</b>	<b>0.00</b>	
126719	HOME FFY08 CHDO MMSSH1 CNST	2013		(55,692.84)	70,043.50			14,350.66
126719	HOME FFY08 CHDO MMSSH1 CNST	2014	14,350.66	(18,514.57)	5,330.72			1,166.81
				<b>(74,207.41)</b>	<b>75,374.22</b>	<b>0.00</b>	<b>0.00</b>	
126720	HOME FFY08 CHDO MMSSH1 CNST	2014		(59,936.96)	59,936.96			0.00
				<b>(59,936.96)</b>	<b>59,936.96</b>	<b>0.00</b>	<b>0.00</b>	
126721	HOME FFY06 KAHAWAI APT	2013		(543,830.54)	713,426.66			169,596.12
126721	HOME FFY06 KAHAWAI APT	2014	169,596.12	(186,934.08)	17,337.96		19,582.38	19,582.38

County of Maui

Housing and Human Concerns Grant Revenues & Expenditures Quarterly Report - by Index and Fiscal Year as of 12/31/2013

Index	Index Title	FY	Beginning Fund Balance	Revenue	Expenditures	Transfers In	Transfers Out	Ending Fund Balance
				<u>(730,764.62)</u>	<u>730,764.62</u>	<u>0.00</u>	<u>19,582.38</u>	
126725	HOME FFY06 CHDO MMSHH1 CNST	2013	19,848.23	(24,138.91)	4,290.68			0.00
				<u>(24,138.91)</u>	<u>4,290.68</u>	<u>0.00</u>	<u>0.00</u>	
126726	HOMEFFY07 CHDO MMSHH1 CNSTR	2013	92,867.26	(150,000.00)	57,132.74			(0.00)
				<u>(150,000.00)</u>	<u>57,132.74</u>	<u>0.00</u>	<u>0.00</u>	
126728	HOME FFY2009-2 MMSSH1 CONSTR	2014		(28,692.06)	51,661.45			22,969.39
				<u>(28,692.06)</u>	<u>51,661.45</u>	<u>0.00</u>	<u>0.00</u>	
126730	HOME DELIVERED MEALS FY2012	2013	148,045.94		(111,540.73)	(36,505.21)		0.00
				<u>0.00</u>	<u>(111,540.73)</u>	<u>(36,505.21)</u>	<u>0.00</u>	
126731	HOME DEL MLS PVT DONATION	2013	(52,744.11)		52,744.11			0.00
				<u>0.00</u>	<u>52,744.11</u>	<u>0.00</u>	<u>0.00</u>	
126732	CONGREGATE MLS PVT DONATION	2013	(152,809.26)		152,809.26			0.00
				<u>0.00</u>	<u>152,809.26</u>	<u>0.00</u>	<u>0.00</u>	
126735	HOME FFY11 ADMINISTRATION	2014			17,523.60			17,523.60
				<u>0.00</u>	<u>17,523.60</u>	<u>0.00</u>	<u>0.00</u>	
126738	MSC LEISURE FY2012	2013	(91,720.35)		16,878.43			(74,841.92)
126738	MSC LEISURE FY2012	2014	(74,841.92)		488.54			(74,353.38)
				<u>0.00</u>	<u>17,366.97</u>	<u>0.00</u>	<u>0.00</u>	
126754	HOME DEL MLS - STATE	2013	(113,248.29)		113,248.29			0.00
				<u>0.00</u>	<u>113,248.29</u>	<u>0.00</u>	<u>0.00</u>	
127721	SEC 8 HSG VOUCHER FY2012	2013	441,587.65		(3,053.14)	(438,534.51)		0.00
				<u>0.00</u>	<u>(3,053.14)</u>	<u>(438,534.51)</u>	<u>0.00</u>	
127731	SEC 8 HSG VCHR ADMIN FY2012	2013	(216,817.11)		6,724.65		207,463.08	(2,629.38)
127731	SEC 8 HSG VCHR ADMIN FY2012	2014	(2,629.38)					(2,629.38)
				<u>0.00</u>	<u>6,724.65</u>	<u>0.00</u>	<u>207,463.08</u>	
136401	RSVP RETIRED & SR VOL PRG	2013			12,989.29			12,989.29
136401	RSVP RETIRED & SR VOL PRG	2014	12,989.29	(33,675.00)	36,802.18			16,116.47
				<u>(33,675.00)</u>	<u>49,791.47</u>	<u>0.00</u>	<u>0.00</u>	
136402	HEALTHY AGING PARTNERSHIP	2013			1,254.99			1,254.99
136402	HEALTHY AGING PARTNERSHIP	2014	1,254.99	(1,010.00)	1,704.85			1,949.84
				<u>(1,010.00)</u>	<u>2,959.84</u>	<u>0.00</u>	<u>0.00</u>	
136613	AGING TITLE III PROGRAMS	2013			222,315.82		169,805.00	392,120.82

County of Maui

Housing and Human Concerns Grant Revenues & Expenditures Quarterly Report - by Index and Fiscal Year as of 12/31/2013

Index	Index Title	FY	Beginning Fund Balance	Revenue	Expenditures	Transfers In	Transfers Out	Ending Fund Balance
136613	AGING TITLE III PROGRAMS	2014	392,120.82	(455,805.00)	206,572.04		72,172.00	215,059.86
				<b>(455,805.00)</b>	<b>428,887.86</b>	<b>0.00</b>	<b>241,977.00</b>	
136615	ELDER ABUSE PREVENTION SFY13	2013			7,226.73			7,226.73
136615	ELDER ABUSE PREVENTION SFY13	2014	7,226.73	(26,303.78)	18,852.58			(224.47)
				<b>(26,303.78)</b>	<b>26,079.31</b>	<b>0.00</b>	<b>0.00</b>	
136616	ELDER ABUSE PREVENTION SFY12	2014			228.50			228.50
				<b>0.00</b>	<b>228.50</b>	<b>0.00</b>	<b>0.00</b>	
136639	NSIP NUTRITION SVCS INCENTIVE	2014		(111,986.00)			111,985.75	(0.25)
				<b>(111,986.00)</b>	<b>0.00</b>	<b>0.00</b>	<b>111,985.75</b>	
136647	KUPUNA CARE PROGRAM	2013			723,430.23		190,847.93	914,278.16
136647	KUPUNA CARE PROGRAM	2014	914,278.16	(1,139,992.00)	132,055.79			(93,658.05)
				<b>(1,139,992.00)</b>	<b>855,486.02</b>	<b>0.00</b>	<b>190,847.93</b>	
136649	AGING & DISABILITY RESOURCE	2013			47,108.45			47,108.45
136649	AGING & DISABILITY RESOURCE	2014	47,108.45		252,218.92			299,327.37
				<b>0.00</b>	<b>299,327.37</b>	<b>0.00</b>	<b>0.00</b>	
136712	CONGREGATE MEALS TITLE III	2013			249,035.26	(101,977.00)		147,058.26
136712	CONGREGATE MEALS TITLE III	2014	147,058.26		(11,356.44)			135,701.82
				<b>0.00</b>	<b>237,678.82</b>	<b>(101,977.00)</b>	<b>0.00</b>	
136714	CONGREGATE MLS NSIP FY13	2013			1,916.59	(1,916.59)		0.00
136714	CONGREGATE MLS NSIP FY13	2014			27,710.00	(54,873.02)		(27,163.02)
				<b>0.00</b>	<b>29,626.59</b>	<b>(56,789.61)</b>	<b>0.00</b>	
136715	HOME DELIVERED MLS NSIP FFY13	2014			37,403.08	(57,112.73)		(19,709.65)
				<b>0.00</b>	<b>37,403.08</b>	<b>(57,112.73)</b>	<b>0.00</b>	
136730	HOME DELIVERED MLS TITLE III	2013			173,634.39	(67,828.00)		105,806.39
136730	HOME DELIVERED MLS TITLE III	2014	105,806.39			(72,172.00)		33,634.39
				<b>0.00</b>	<b>173,634.39</b>	<b>(140,000.00)</b>	<b>0.00</b>	
136731	HOME DELIVERED MLS PVT DONATIO	2013		(92,746.48)	92,309.81			(436.67)
136731	HOME DELIVERED MLS PVT DONATIO	2014	(436.67)		436.67			0.00
				<b>(92,746.48)</b>	<b>92,746.48</b>	<b>0.00</b>	<b>0.00</b>	
136732	CONGREGATE MLS PVT DONATION	2013		(139,772.56)	92,809.37			(46,963.19)
136732	CONGREGATE MLS PVT DONATION	2014	(46,963.19)	397.75	46,963.19			397.75
				<b>(139,374.81)</b>	<b>139,772.56</b>	<b>0.00</b>	<b>0.00</b>	

County of Maui

Housing and Human Concerns Grant Revenues & Expenditures Quarterly Report - by Index and Fiscal Year as of 12/31/2013

Index	Index Title	FY	Beginning Fund Balance	Revenue	Expenditures	Transfers In	Transfers Out	Ending Fund Balance
136738	LEISURE ACTIVITIES FY13	2013		(105,960.61)	54,437.50			(51,523.11)
136738	LEISURE ACTIVITIES FY13	2014	(51,523.11)	28.00	45,864.33			(5,630.78)
				<b>(105,932.61)</b>	<b>100,301.83</b>	<b>0.00</b>	<b>0.00</b>	
136751	ASSISTED TRANSPORTATION FY13	2013		(14,362.31)	184,481.14	(170,118.83)		0.00
				<b>(14,362.31)</b>	<b>184,481.14</b>	<b>(170,118.83)</b>	<b>0.00</b>	
136755	HOME DELIVERED MEALS - STATE	2013			87,179.64	(56,729.10)		30,450.54
136755	HOME DELIVERED MEALS - STATE	2014	30,450.54					30,450.54
				<b>0.00</b>	<b>87,179.64</b>	<b>(56,729.10)</b>	<b>0.00</b>	
136805	CHILDCARE DEVELOPMENT	2013	54,773.00		(6,500.00)			48,273.00
136805	CHILDCARE DEVELOPMENT	2014	48,273.00					48,273.00
				<b>0.00</b>	<b>(6,500.00)</b>	<b>0.00</b>	<b>0.00</b>	
137721	SEC 8 HSG VOUCHER FY2013	2013		(15,938,128.00)	16,168,541.55	(230,413.55)		0.00
137721	SEC 8 HSG VOUCHER FY2013	2014			(1,768.75)			(1,768.75)
				<b>(15,938,128.00)</b>	<b>16,166,772.80</b>	<b>(230,413.55)</b>	<b>0.00</b>	
137731	SEC 8 HSG ADMIN PRG FY2013	2013		(1,303,360.20)	1,173,110.68	(35,200.00)		(165,449.52)
137731	SEC 8 HSG ADMIN PRG FY2013	2014	(165,449.52)		94,529.42			(70,920.10)
				<b>(1,303,360.20)</b>	<b>1,267,640.10</b>	<b>(35,200.00)</b>	<b>0.00</b>	
146070	EDI SP PRJ #B-03-SP-HI-0186	2013	(.50)					(0.50)
146070	EDI SP PRJ #B-03-SP-HI-0186	2014	(.50)					(0.50)
				<b>0.00</b>	<b>0.00</b>	<b>0.00</b>	<b>0.00</b>	
146401	KUPUNA CARE PROGRAM SF14	2014			328,448.37			328,448.37
				<b>0.00</b>	<b>328,448.37</b>	<b>0.00</b>	<b>0.00</b>	
146402	ELDER ABUSE PREVENTION SF14	2014			2,156.49			2,156.49
				<b>0.00</b>	<b>2,156.49</b>	<b>0.00</b>	<b>0.00</b>	
146403	HOME DELIVERED MLS PVT DONATIO	2014		(44,453.43)	32,568.47			(11,884.96)
				<b>(44,453.43)</b>	<b>32,568.47</b>	<b>0.00</b>	<b>0.00</b>	
146404	CONGREGATE MLS PVT DONATION	2014		(82,460.63)	51,051.95			(31,408.68)
				<b>(82,460.63)</b>	<b>51,051.95</b>	<b>0.00</b>	<b>0.00</b>	
146405	LEISURE ACTIVITIES FY14	2014		(57,768.56)	5,097.54			(52,671.02)
				<b>(57,768.56)</b>	<b>5,097.54</b>	<b>0.00</b>	<b>0.00</b>	
146408	ASSISTED TRANSPORTATION FY14	2014		(7,975.13)	86,893.64			78,918.51
				<b>(7,975.13)</b>	<b>86,893.64</b>	<b>0.00</b>	<b>0.00</b>	

County of Maui

Housing and Human Concerns Grant Revenues & Expenditures Quarterly Report - by Index and Fiscal Year as of 12/31/2013

Index	Index Title	FY	Beginning Fund Balance	Revenue	Expenditures	Transfers In	Transfers Out	Ending Fund Balance
146409	CONGREGATE MEALS TITTLE III	2014		0.00	88,011.23	(71,022.26)	0.00	16,988.97
146426	HOME DELIVERED MEALS TITLE III	2014		0.00	89,846.16	(77,048.81)	0.00	12,797.35
146427	AGING TITLE III PROGRAMS	2014		(724.25)	83,469.50	0.00	148,071.07	230,816.32
146428	CARE TRANSITIONS PROGRAM	2014		(8,370.00)	14,611.88	0.00	0.00	6,241.88
147480	SEC 8 HOUSING VOUCHER FY2014	2014		(7,342,632.00)	7,662,368.57	(682,949.00)	0.00	(363,212.43)
147481	SEC 8 HOUSING ADMIN FY2014	2014		(520,839.11)	482,955.78	0.00	0.00	(37,883.33)
156650	MAUI TRAFFIC SFTY-DOT AL05-02	2013	(365.78)	0.00	365.78	0.00	0.00	0.00
166716	HOME FFY04 ADDI PROGRAM	2013	10,000.00	(10,000.00)	0.00	0.00	0.00	0.00
166720	HOME FY04 CHDO LP KENOLIO	2013	110,097.00	(110,097.00)	0.00	0.00	0.00	0.00
166721	HOME CHDO MAHCDC MMSHHI EA	2013	5,541.85	(5,541.85)	0.00	0.00	0.00	0.00
166738	MSC LEISURE ACTIVITY FY06	2013	(13,707.51)					(13,707.51)
166738	MSC LEISURE ACTIVITY FY06	2014	(13,707.51)	0.00	0.00	0.00	0.00	(13,707.51)
176600	AGING TIII-A EDUC/TRNG 97	2013	.10					0.10
176600	AGING TIII-A EDUC/TRNG 97	2014	.10	0.00	0.00	0.00	0.00	0.10
176606	RSVP 2007 06SRPHI003	2013	(865.00)	0.00	865.00	0.00	0.00	0.00
176730	HOME DELIVERED MEALS FY07	2013	(54,119.13)	0.00	54,119.13	0.00	0.00	0.00
176738	MSC LEISURE ACTIVITY FY07	2013	(21,613.19)		888.00			(20,725.19)
176738	MSC LEISURE ACTIVITY FY07	2014	(20,725.19)					(20,725.19)

County of Maui

Housing and Human Concerns Grant Revenues & Expenditures Quarterly Report - by Index and Fiscal Year as of 12/31/2013

Index	Index Title	FY	Beginning Fund Balance	Revenue	Expenditures	Transfers In	Transfers Out	Ending Fund Balance
				<u>0.00</u>	<u>888.00</u>	<u>0.00</u>	<u>0.00</u>	
177712	SEC.8 FAMILY SELF-SUFFICIENT	2013	(111,478.39)	(255.90)	22,897.70			(88,836.59)
177712	SEC.8 FAMILY SELF-SUFFICIENT	2014	(88,836.59)	(186.00)				(89,022.59)
				<u>(441.90)</u>	<u>22,897.70</u>	<u>0.00</u>	<u>0.00</u>	
186612	AGING TIII-B DHHS 97/98	2013	1.26					1.26
186612	AGING TIII-B DHHS 97/98	2014	1.26					1.26
				<u>0.00</u>	<u>0.00</u>	<u>0.00</u>	<u>0.00</u>	
186646	AGING TIII-B 98 S/H POS	2013	3.00					3.00
186646	AGING TIII-B 98 S/H POS	2014	3.00					3.00
				<u>0.00</u>	<u>0.00</u>	<u>0.00</u>	<u>0.00</u>	
186713	HOME FFY05 CHDO LP KENOLIO	2013	(110,097.00)	110,097.00				0.00
				<u>110,097.00</u>	<u>0.00</u>	<u>0.00</u>	<u>0.00</u>	
186718	HOME FFY07 ADMINISTRATION	2013	10,820.97	(16,263.62)				(5,442.65)
186718	HOME FFY07 ADMINISTRATION	2014	(5,442.65)		689.20			(4,753.45)
				<u>(16,263.62)</u>	<u>689.20</u>	<u>0.00</u>	<u>0.00</u>	
186722	HOME FFY06 ADMINISTRATION	2013	(9,216.61)					(9,216.61)
186722	HOME FFY06 ADMINISTRATION	2014	(9,216.61)					(9,216.61)
				<u>0.00</u>	<u>0.00</u>	<u>0.00</u>	<u>0.00</u>	
186723	HOME FFY06 ADDI PROGRAM	2013	(10,000.00)	10,000.00				0.00
				<u>10,000.00</u>	<u>0.00</u>	<u>0.00</u>	<u>0.00</u>	
186724	HOME RPGM CHDO LP K'LIO L'LANI	2013		(10,971.22)	10,971.22			0.00
				<u>(10,971.22)</u>	<u>10,971.22</u>	<u>0.00</u>	<u>0.00</u>	
186725	HOME FY06 CHDO LP KENOLIO	2013		(76,835.00)	76,835.00			0.00
				<u>(76,835.00)</u>	<u>76,835.00</u>	<u>0.00</u>	<u>0.00</u>	
186751	ASSISTED TRANSPORTN SH POS08	2013	(66,873.14)					(66,873.14)
186751	ASSISTED TRANSPORTN SH POS08	2014	(66,873.14)		10,175.00			(56,698.14)
				<u>0.00</u>	<u>10,175.00</u>	<u>0.00</u>	<u>0.00</u>	
196718	HOME FFY08 ADMINISTRATION	2013	(3,226.23)	(7,023.50)	1,443.12			(8,806.61)
196718	HOME FFY08 ADMINISTRATION	2014	(8,806.61)		394.63			(8,411.98)
				<u>(7,023.50)</u>	<u>1,837.75</u>	<u>0.00</u>	<u>0.00</u>	
196751	ASSISTED TRANSPORTN SH KC 09	2013	(.03)		.03			0.00
				<u>0.00</u>	<u>0.03</u>	<u>0.00</u>	<u>0.00</u>	

County of Maui

Housing and Human Concerns Grant Revenues & Expenditures Quarterly Report - by Index and Fiscal Year as of 12/31/2013

Index	Index Title	FY	Beginning Fund Balance	Revenue	Expenditures	Transfers In	Transfers Out	Ending Fund Balance
197741	SEC8 HSG ASST PYMTS(HAP)-NRA	2013	(1,941,505.62)	(4,952.70)		(6,392.15)	668,948.06	(1,283,902.41)
197741	SEC8 HSG ASST PYMTS(HAP)-NRA	2014	(1,283,902.41)	(3,256.46)			682,949.00	(604,209.87)
				<b>(8,209.16)</b>	<b>0.00</b>	<b>(6,392.15)</b>	<b>1,351,897.06</b>	
197751	SEC8 HSG ASST PYMTS(ADM)-NRA	2013	(444,785.61)	(1,134.93)		(598,942.58)	35,200.00	(1,009,663.12)
197751	SEC8 HSG ASST PYMTS(ADM)-NRA	2014	(1,009,663.12)	(934.39)				(1,010,597.51)
				<b>(2,069.32)</b>	<b>0.00</b>	<b>(598,942.58)</b>	<b>35,200.00</b>	
<b>Grand Total</b>				<b>(31,239,337.42)</b>	<b>32,058,788.85</b>	<b>(2,808,241.58)</b>	<b>2,772,241.58</b>	



County of Maui

Parks and Recreation Grant Revenues & Expenditures Quarterly Report - by Index and Fiscal Year as of 12/31/2013

Index	Index Title	FY	Beginning Fund Balance	Revenue	Expenditures	Transfers In	Transfers Out	Ending Fund Balance
106209	PLYGRD EQUIP. ONE ALII PK-USDA	2013	19,372.01	(63,458.00)	28,885.18		15,200.81	0.00
				<b>(63,458.00)</b>	<b>28,885.18</b>	<b>0.00</b>	<b>15,200.81</b>	
106213	MITCHELL PAUOLE CTR USDA GRNT	2013	14,201.00		10,794.00			24,995.00
106213	MITCHELL PAUOLE CTR USDA GRNT	2014	24,995.00	(75,000.00)				(50,005.00)
				<b>(75,000.00)</b>	<b>10,794.00</b>	<b>0.00</b>	<b>0.00</b>	
106214	NATL PARK SVC LAND WTR CSRVTN	2013	21,403.23	(450,000.00)	428,596.77			0.00
				<b>(450,000.00)</b>	<b>428,596.77</b>	<b>0.00</b>	<b>0.00</b>	
126212	SH LIFEGUARD SERVICES FY12	2013	(6,942.62)		6,942.62			0.00
				<b>0.00</b>	<b>6,942.62</b>	<b>0.00</b>	<b>0.00</b>	
126222	ADAPTIVE TENNIS PROGRAM	2013	(1,680.00)		1,479.94			(200.06)
126222	ADAPTIVE TENNIS PROGRAM	2014	(200.06)					(200.06)
				<b>0.00</b>	<b>1,479.94</b>	<b>0.00</b>	<b>0.00</b>	
136211	PLAY & LEARN SESSIONS (PALS)	2013		(58,178.80)	58,178.80			0.00
				<b>(58,178.80)</b>	<b>58,178.80</b>	<b>0.00</b>	<b>0.00</b>	
136212	MAKENA LIFEGUARD SERVICES	2013		(406,469.00)	433,998.87	(27,529.87)		0.00
				<b>(406,469.00)</b>	<b>433,998.87</b>	<b>(27,529.87)</b>	<b>0.00</b>	
136221	2012 USTA WHEELCHAIR TENNIS	2013		(1,410.00)	61.44			(1,348.56)
136221	2012 USTA WHEELCHAIR TENNIS	2014	(1,348.56)					(1,348.56)
				<b>(1,410.00)</b>	<b>61.44</b>	<b>0.00</b>	<b>0.00</b>	
136223	PLYGRND SITES/STRCTRE/EQUIPT	2013	(127,537.58)		19,062.43	(15,200.81)		(123,675.96)
136223	PLYGRND SITES/STRCTRE/EQUIPT	2014	(123,675.96)					(123,675.96)
				<b>0.00</b>	<b>19,062.43</b>	<b>(15,200.81)</b>	<b>0.00</b>	
146503	MAKENA LIFEGUARD SERVICES	2014		(303,234.50)	180,937.37			(122,297.13)
				<b>(303,234.50)</b>	<b>180,937.37</b>	<b>0.00</b>	<b>0.00</b>	
146504	PLAY & LEARN SESSIONS (PALS)	2014		(64,864.88)	64,864.88			0.00
				<b>(64,864.88)</b>	<b>64,864.88</b>	<b>0.00</b>	<b>0.00</b>	
166215	BINHI AT ANI COMM CTR-DAGS06	2013		(49,090.40)	49,090.40			0.00
				<b>(49,090.40)</b>	<b>49,090.40</b>	<b>0.00</b>	<b>0.00</b>	
<b>Grand Total</b>				<b>(1,471,705.58)</b>	<b>1,282,892.70</b>	<b>(42,730.68)</b>	<b>15,200.81</b>	

County of Maui

Grant Revenues & Expenditures Quarterly Report - by Index and Fiscal Year as of 12/31/2013

Public Works

Index	Index Title	FY	Beginning Fund Balance	Revenue	Expenditures	Transfers In	Transfers Out	Ending Fund Balance
106571	BRIDGE INSPCTN/APPR BRNBIS#44	2013	35,100.00	(108,850.13)	76,500.00			2,749.87
106571	BRIDGE INSPCTN/APPR BRNBIS#44	2014	2,749.87					2,749.87
				<b>(108,850.13)</b>	<b>76,500.00</b>	<b>0.00</b>	<b>0.00</b>	
116502	FHWA PROJS STATE REVIEWS	2013	15,653.35	(25,725.98)	34,817.53			24,744.90
116502	FHWA PROJS STATE REVIEWS	2014	24,744.90	(8,066.28)	3,188.01	(42,305.80)		(22,439.17)
				<b>(33,792.26)</b>	<b>38,005.54</b>	<b>(42,305.80)</b>	<b>0.00</b>	
136754	EPA SEAWEED REMOVAL#X979229010	2013	(15,236.25)					(15,236.25)
136754	EPA SEAWEED REMOVAL#X979229010	2014	(15,236.25)					(15,236.25)
				<b>0.00</b>	<b>0.00</b>	<b>0.00</b>	<b>0.00</b>	
<b>Grand Total</b>				<b>(142,642.39)</b>	<b>114,505.54</b>	<b>(42,305.80)</b>	<b>0.00</b>	

County of Maui

Transportation Grant Revenues & Expenditures Quarterly Report - by Index and Fiscal Year as of 12/31/2013

Index	Index Title	FY	Beginning Fund Balance	Revenue	Expenditures	Transfers In	Transfers Out	Ending Fund Balance
106117	FED TRANS ADM#5311 FFY2009	2013	(287.75)					(287.75)
106117	FED TRANS ADM#5311 FFY2009	2014	(287.75)					(287.75)
				<u>0.00</u>	<u>0.00</u>	<u>0.00</u>	<u>0.00</u>	
116278	FTA 5309 FFY 2010 BUS & FCILTS	2013	746,606.73	(969,737.00)	52,280.00			(170,850.27)
116278	FTA 5309 FFY 2010 BUS & FCILTS	2014	(170,850.27)		925,000.00			754,149.73
				<u>(969,737.00)</u>	<u>977,280.00</u>	<u>0.00</u>	<u>0.00</u>	
116280	FTA RURAL TRNST ASSTNCE FFY10	2013	.25		(.25)			0.00
				<u>0.00</u>	<u>(0.25)</u>	<u>0.00</u>	<u>0.00</u>	
126117	FED TRANS ADM#5311 FFY2012	2013	(288,615.00)		28,897.00			(259,718.00)
126117	FED TRANS ADM#5311 FFY2012	2014	(259,718.00)					(259,718.00)
				<u>0.00</u>	<u>28,897.00</u>	<u>0.00</u>	<u>0.00</u>	
126280	FTA RURAL TRNST ASSTNCE FFY12	2013	4,191.73	(2,890.00)				1,301.73
126280	FTA RURAL TRNST ASSTNCE FFY12	2014	1,301.73					1,301.73
				<u>(2,890.00)</u>	<u>0.00</u>	<u>0.00</u>	<u>0.00</u>	
136117	FTA SEC 5311 NON-URBANIZED FOR	2013		(589,395.00)				(589,395.00)
136117	FTA SEC 5311 NON-URBANIZED FOR	2014	(589,395.00)	(800,000.00)	626,864.66			(762,530.34)
				<u>(1,389,395.00)</u>	<u>626,864.66</u>	<u>0.00</u>	<u>0.00</u>	
136278	FTA5309 BUS & BUS FAC SGR	2014			2,334,542.00			2,334,542.00
				<u>0.00</u>	<u>2,334,542.00</u>	<u>0.00</u>	<u>0.00</u>	
136802	FTA5309 LIVABILITY PRG FY13	2014			417,990.00			417,990.00
				<u>0.00</u>	<u>417,990.00</u>	<u>0.00</u>	<u>0.00</u>	
136803	FTA SEC 5317 NEW FREEDOM PRG	2014			28,490.00			28,490.00
				<u>0.00</u>	<u>28,490.00</u>	<u>0.00</u>	<u>0.00</u>	
146278	RURAL TRANSIT ASSISTNCE PRG04	2013	(5,602.36)	(5,057.00)	5,676.03			(4,983.33)
146278	RURAL TRANSIT ASSISTNCE PRG04	2014	(4,983.33)	(2,776.00)				(7,759.33)
				<u>(7,833.00)</u>	<u>5,676.03</u>	<u>0.00</u>	<u>0.00</u>	
166278	FTA#5309 BUS PRG HI030039 FY06	2013	(15,148.62)	(3,670.00)				(18,818.62)
166278	FTA#5309 BUS PRG HI030039 FY06	2014	(18,818.62)					(18,818.62)
				<u>(3,670.00)</u>	<u>0.00</u>	<u>0.00</u>	<u>0.00</u>	
166280	RURAL TRANSIT ASSTNC PRG06	2013	(9,649.03)	(2,664.00)	2,627.60			(9,685.43)
166280	RURAL TRANSIT ASSTNC PRG06	2014	(9,685.43)	(1,913.00)	1,059.10			(10,539.33)
				<u>(4,577.00)</u>	<u>3,686.70</u>	<u>0.00</u>	<u>0.00</u>	

County of Maui

Grant Revenues & Expenditures Quarterly Report - by Index and Fiscal Year as of 12/31/2013

Transportation

Index	Index Title	FY	Beginning Fund Balance	Revenue	Expenditures	Transfers In	Transfers Out	Ending Fund Balance
176117	FED TRNS ADM 5311 #HI-18-X025	2013	(217,286.20)					(217,286.20)
176117	FED TRNS ADM 5311 #HI-18-X025	2014	(217,286.20)					(217,286.20)
				<u>0.00</u>	<u>0.00</u>	<u>0.00</u>	<u>0.00</u>	
176278	FTA#5309 BUS PRG FFY2005 FY07	2013	1,580.00	(1,580.00)				0.00
				<u>(1,580.00)</u>	<u>0.00</u>	<u>0.00</u>	<u>0.00</u>	
176280	FTA RURAL TRANSIT ASST PRG07	2013	(3,665.72)	(988.00)				(4,653.72)
176280	FTA RURAL TRANSIT ASST PRG07	2014	(4,653.72)					(4,653.72)
				<u>(988.00)</u>	<u>0.00</u>	<u>0.00</u>	<u>0.00</u>	
186278	FTA5309 BUS PROG FFY06	2013	72,000.00	(71,890.00)				110.00
186278	FTA5309 BUS PROG FFY06	2014	110.00					110.00
				<u>(71,890.00)</u>	<u>0.00</u>	<u>0.00</u>	<u>0.00</u>	
186280	FTA RURL TRNSIT ASSTN HI18X26	2013	(1,087.06)					(1,087.06)
186280	FTA RURL TRNSIT ASSTN HI18X26	2014	(1,087.06)					(1,087.06)
				<u>0.00</u>	<u>0.00</u>	<u>0.00</u>	<u>0.00</u>	
196117	FED TRANS ADM#5311 FFY2008	2013	6,886.63					6,886.63
196117	FED TRANS ADM#5311 FFY2008	2014	6,886.63					6,886.63
				<u>0.00</u>	<u>0.00</u>	<u>0.00</u>	<u>0.00</u>	
196280	FTA RURAL TRNS ASST PRG FFY08	2013	(2,866.00)					(2,866.00)
196280	FTA RURAL TRNS ASST PRG FFY08	2014	(2,866.00)					(2,866.00)
				<u>0.00</u>	<u>0.00</u>	<u>0.00</u>	<u>0.00</u>	
<b>Grand Total</b>				<b>(2,452,560.00)</b>	<b>4,423,426.14</b>	<b>0.00</b>	<b>0.00</b>	

County of Maui

Environmental Management Grant Revenues & Expenditures Quarterly Report - by Index and Fiscal Year as of 12/31/2013

Index	Index Title	FY	Beginning Fund Balance	Revenue	Expenditures	Transfers In	Transfers Out	Ending Fund Balance
106884	EPA MAALAEA OFFSHORE STUDY	2013	(30.79)					(30.79)
106884	EPA MAALAEA OFFSHORE STUDY	2014	(30.79)					(30.79)
				<b>0.00</b>	<b>0.00</b>	<b>0.00</b>	<b>0.00</b>	
116886	USED OIL RECOVERY 06145#10	2013	967.28	(967.28)	1,802.06			1,802.06
116886	USED OIL RECOVERY 06145#10	2014	1,802.06					1,802.06
				<b>(967.28)</b>	<b>1,802.06</b>	<b>0.00</b>	<b>0.00</b>	
126851	GLASS RECVRY DOH ASO#11-005/1	2013	42,259.36	(70,915.51)	27,656.15			(1,000.00)
126851	GLASS RECVRY DOH ASO#11-005/1	2014	(1,000.00)					(1,000.00)
				<b>(70,915.51)</b>	<b>27,656.15</b>	<b>0.00</b>	<b>0.00</b>	
126886	USED OIL RECOVERY 06145#10	2013	(4,640.48)	(3,680.39)	2,242.24			(6,078.63)
126886	USED OIL RECOVERY 06145#10	2014	(6,078.63)					(6,078.63)
				<b>(3,680.39)</b>	<b>2,242.24</b>	<b>0.00</b>	<b>0.00</b>	
136038	W MAUI RECYCLED WTR SYSTEM EXP	2013		(378,330.00)				(378,330.00)
136038	W MAUI RECYCLED WTR SYSTEM EXP	2014	(378,330.00)	(1,616,500.67)	211,654.32			(1,783,176.35)
				<b>(1,994,830.67)</b>	<b>211,654.32</b>	<b>0.00</b>	<b>0.00</b>	
136851	GLASS RECOVERY PROGRAM	2013		(109,899.85)	109,907.06			7.21
136851	GLASS RECOVERY PROGRAM	2014	7.21	(12,900.15)	12,892.94			0.00
				<b>(122,800.00)</b>	<b>122,800.00</b>	<b>0.00</b>	<b>0.00</b>	
136853	ELECTRONIC DEVICE RECYCLING	2013			91,210.00			91,210.00
136853	ELECTRONIC DEVICE RECYCLING	2014	91,210.00		8,790.00			100,000.00
				<b>0.00</b>	<b>100,000.00</b>	<b>0.00</b>	<b>0.00</b>	
136886	USED OIL RECOVERY FY2013	2013		(33,665.82)	61,534.63			27,868.81
136886	USED OIL RECOVERY FY2013	2014	27,868.81	(19,188.64)	10,578.07			19,258.24
				<b>(52,854.46)</b>	<b>72,112.70</b>	<b>0.00</b>	<b>0.00</b>	
146900	USED MOTOR OIL COLLECTION PRG	2014		(22,588.35)	30,000.00			7,411.65
				<b>(22,588.35)</b>	<b>30,000.00</b>	<b>0.00</b>	<b>0.00</b>	
146903	ELECTRONIC DEVICE RECYCLING	2014			45,250.00			45,250.00
				<b>0.00</b>	<b>45,250.00</b>	<b>0.00</b>	<b>0.00</b>	
146904	GLASS RECOVERY PROGRAM	2014		(41,938.99)	41,938.99			0.00
				<b>(41,938.99)</b>	<b>41,938.99</b>	<b>0.00</b>	<b>0.00</b>	
146906	HYATT/W MAUI RECYCLED WATER	2014		(475,476.00)				(475,476.00)
				<b>(475,476.00)</b>	<b>0.00</b>	<b>0.00</b>	<b>0.00</b>	

County of Maui


Environmental Management Grant Revenues & Expenditures Quarterly Report - by Index and Fiscal Year as of 12/31/2013

Index	Index Title	FY	Beginning Fund Balance	Revenue	Expenditures	Transfers In	Transfers Out	Ending Fund Balance
186851	GLASS RECOVERY DOH 08-030	2013		93,984.00				93,984.00
186851	GLASS RECOVERY DOH 08-030	2014	93,984.00					93,984.00
				<b>93,984.00</b>	<b>0.00</b>	<b>0.00</b>	<b>0.00</b>	
186886	USED OIL RECOVERY08 ASO06145#5	2013		(75,012.75)				(75,012.75)
186886	USED OIL RECOVERY08 ASO06145#5	2014	(75,012.75)					(75,012.75)
				<b>(75,012.75)</b>	<b>0.00</b>	<b>0.00</b>	<b>0.00</b>	
196851	GLASS RECOVERY DOH ASO#08-030	2013		86,870.24				86,870.24
196851	GLASS RECOVERY DOH ASO#08-030	2014	86,870.24					86,870.24
				<b>86,870.24</b>	<b>0.00</b>	<b>0.00</b>	<b>0.00</b>	
196886	USED OIL RECOVERY PRG09 #06145	2013	3,570.00	(105,841.49)	516.00			(101,755.49)
196886	USED OIL RECOVERY PRG09 #06145	2014	(101,755.49)					(101,755.49)
				<b>(105,841.49)</b>	<b>516.00</b>	<b>0.00</b>	<b>0.00</b>	
<b>Grand Total</b>				<b>(2,786,051.65)</b>	<b>655,972.46</b>	<b>0.00</b>	<b>0.00</b>	

---

## III. Expenditures

---





**County of Maui**  
**Statement of Appropriations and Expenditures**  
**Operations by Activity**  
**Fiscal Year Ending 6/30/14 - as of 3/31/2014**

Activity	Prior Year Encumbrance 6/30/2013	Amended Annual Estimate	Year to Date Expended	Current Encumbrance 03/31/2014	Balance Available	% of Budget Available
* Program ** Fund *** Department						
<b>County Council</b>						
01000 Council services	941,842	5,396,036	3,373,181	422,847	2,541,853	47.1 %
<b>010 * COUNCIL SERVICES PROGRAM</b>	<b>941,842</b>	<b>5,396,036</b>	<b>3,373,181</b>	<b>422,847</b>	<b>2,541,853</b>	<b>47.1 %</b>
01300 COUNTY AUDITOR PROGRAM		970,000	260,326	267,000	442,674	45.6 %
<b>013 * COUNTY AUDITOR PROGRAM</b>	<b>0</b>	<b>970,000</b>	<b>260,326</b>	<b>267,000</b>	<b>442,674</b>	<b>45.6 %</b>
<b>Fund ** GENERAL FUND</b>	<b>941,842</b>	<b>6,366,036</b>	<b>3,633,507</b>	<b>689,847</b>	<b>2,984,527</b>	<b>46.9 %</b>
<b>Dept *** County Council</b>	<b>941,842</b>	<b>6,366,036</b>	<b>3,633,507</b>	<b>689,847</b>	<b>2,984,527</b>	<b>46.9 %</b>
<b>County Clerk</b>						
02000 County clerk	164,890	1,572,967	563,771		1,174,087	74.6 %
<b>020 * COUNTY CLERK PROGRAM</b>	<b>164,890</b>	<b>1,572,967</b>	<b>563,771</b>	<b>0</b>	<b>1,174,087</b>	<b>74.6 %</b>
<b>Fund ** GENERAL FUND</b>	<b>164,890</b>	<b>1,572,967</b>	<b>563,771</b>	<b>0</b>	<b>1,174,087</b>	<b>74.6 %</b>
<b>Dept *** County Clerk</b>	<b>164,890</b>	<b>1,572,967</b>	<b>563,771</b>	<b>0</b>	<b>1,174,087</b>	<b>74.6 %</b>
<b>Office of the Mayor</b>						
03000 Office of mayor administration	25,562	2,002,970	1,477,177	47,736	503,619	25.1 %
<b>030 * OFFICE OF MAYOR ADMIN PROGRAM</b>	<b>25,562</b>	<b>2,002,970</b>	<b>1,477,177</b>	<b>47,736</b>	<b>503,619</b>	<b>25.1 %</b>
04000 Economic development	10,368	972,763	732,680	48,557	201,893	20.8 %
04001 Molokai economic dev & cultura	53,764	100,000	58,258	22,922	72,584	72.6 %
04009 Agriculture promotion	56,657	103,000	63,255	64,995	31,407	30.5 %
04010 Aquaculture & marine resources	14,864	41,200	14,081		41,983	101.9 %
04011 Film industry promotions	26,105	75,000	65,618	26,105	9,382	12.5 %
04013 Maui county farm bureau	105,721	334,750	136,268	301,444	2,759	0.8 %
04014 Maui economic development boar	132,279	520,000	236,121	416,158		0.0 %
04015 Maui visitors bureau		3,605,000	2,582,028	1,022,972		0.0 %
04017 Small business/high tech promo	6,705	100,000	35,920	52,354	18,431	18.4 %
04030 Maui arts & cultural center	30,000	309,000	308,000	31,000		0.0 %

**County of Maui**  
**Statement of Appropriations and Expenditures**  
**Operations by Activity**  
**Fiscal Year Ending 6/30/14 - as of 3/31/2014**

Activity	Prior Year	Amended	Year	Current	Balance	% of
* Program ** Fund *** Department	Encumbrance	Annual	to Date	Encumbrance	Available	Budget
	6/30/2013	Estimate	Expended	03/31/2014		Available
04037 Business research library	70,000	72,100	69,811		72,289	100.3 %
04054 Environmental protection	1,096,201	1,158,750	67,210	1,219,078	968,662	83.6 %
04057 East Maui econ dev/cultural	31,475	100,000	20,320	41,060	70,095	70.1 %
04064 Agricultural processing plant	73,719			72,380	1,339	-
04066 UH tropical ag/human resources	26,099	80,000	11,247		94,851	118.6 %
04068 MEO bus dev cp microenterprise	138,257	222,000	169,499	190,758		0.0 %
04070 Maui nui botanical gardens	25,000	103,000	113,017	14,983		0.0 %
04081 Grnt-Maui comm theater-lao imp	28,920	51,500	56,443	23,977		0.0 %
04082 Maui soil/water conservation		72,100	36,050	36,050		0.0 %
04083 Soil/water conservation-Moloka	15,000	15,450	11,250	19,200		0.0 %
04084 LANAI WATERSHED		100,000			100,000	100.0 %
04085 Watershed protection	23,871			23,871		-
04092 CULTURAL & ARTS PROGRAM		65,920	12,460	46,540	6,920	10.5 %
04093 Molokai Livestock Cooperative	3,280	15,000	3,280		15,000	100.0 %
04112 MCC nursing & dental aast prgr	42,869	250,000	115,212	169,383	8,274	3.3 %
04113 Ka Ipu Kukui fellows leadrshp	15,000	25,000	15,000	25,000		0.0 %
04117 Renewable energy programs		66,950	36,710		30,240	45.2 %
04118 Grnts Friends of Maui H School	33,951	61,800	32,050	63,371	330	0.5 %
04119 Maui food technology	6,247		6,247			-
04125 Maui Eco Dev Brd-Maui HS prg m	45,000	46,350	45,000	46,350		0.0 %
04127 Aha kukui O Molokai for Canoe	51,351			51,351		-
04132 Grant for Heritage Hall	42,017		42,017			-
04135 Ma Ka Hana Ka Ike-OED		82,400		82,400		0.0 %
04137 Maui aloha aina	20,000			20,000		-
04139 Festivals of aloha	40,000	41,200	40,000	41,200		0.0 %
04145 Lanai eco dev & cultural prgs	59,000	110,000	59,802	59,013	50,185	45.6 %
04148 SISTER CITY PROGRAM	332	30,000	8,783	21,549		0.0 %
04403 Hana canoe club grnts/disbrmts	5,000	5,150		5,000	5,150	100.0 %
04404 Economic dev initiatives prg	92,027	206,000	152,821	90,671	54,535	26.5 %

**County of Maui**  
**Statement of Appropriations and Expenditures**  
**Operations by Activity**  
**Fiscal Year Ending 6/30/14 - as of 3/31/2014**

Activity	Prior Year Encumbrance 6/30/2013	Amended Annual Estimate	Year to Date Expended	Current Encumbrance 03/31/2014	Balance Available	% of Budget Available
* Program ** Fund *** Department						
<b>040 * MAYOR ADMIN ECONOMIC DEV PRGMS</b>	<b>2,421,079</b>	<b>9,141,383</b>	<b>5,356,458</b>	<b>4,349,692</b>	<b>1,856,309</b>	<b>20.3 %</b>
04402 GASB 34 compliance	25,927			25,927		-
<b>043 * GASB 34 PROGRAM</b>	<b>25,927</b>	<b>0</b>	<b>0</b>	<b>25,927</b>	<b>0</b>	<b>- -</b>
<b>Fund ** GENERAL FUND</b>	<b>2,472,568</b>	<b>11,144,353</b>	<b>6,833,635</b>	<b>4,423,355</b>	<b>2,359,928</b>	<b>21.2 %</b>
<b>Dept *** Office of the Mayor</b>	<b>2,472,568</b>	<b>11,144,353</b>	<b>6,833,635</b>	<b>4,423,355</b>	<b>2,359,928</b>	<b>21.2 %</b>
<b>Management</b>						
06000 Management	31,166	1,567,564	914,259	97,463	587,009	37.4 %
06009 MOLOKAI VETERANS CARING	43,633		8,023	35,610		-
06011 County Facilities Security Pro		175,000	151,104		23,896	13.7 %
<b>060 * MANAGEMENT PROGRAM</b>	<b>74,799</b>	<b>1,742,564</b>	<b>1,073,386</b>	<b>133,073</b>	<b>610,905</b>	<b>35.1 %</b>
06500 Management information systems	765,277	6,791,860	4,397,895	969,636	2,189,604	32.2 %
<b>065 * MANAGEMENT INFORMATION SYSTEMS</b>	<b>765,277</b>	<b>6,791,860</b>	<b>4,397,895</b>	<b>969,636</b>	<b>2,189,604</b>	<b>32.2 %</b>
06600 Geographic information systems	2,318	432,052	298,330	20,384	115,656	26.8 %
<b>066 * GEOGRAPHIC INFORMATION SYSTEMS</b>	<b>2,318</b>	<b>432,052</b>	<b>298,330</b>	<b>20,384</b>	<b>115,656</b>	<b>26.8 %</b>
<b>Fund ** GENERAL FUND</b>	<b>842,394</b>	<b>8,966,476</b>	<b>5,769,611</b>	<b>1,123,093</b>	<b>2,916,165</b>	<b>32.5 %</b>
<b>Dept *** Management</b>	<b>842,394</b>	<b>8,966,476</b>	<b>5,769,611</b>	<b>1,123,093</b>	<b>2,916,165</b>	<b>32.5 %</b>
<b>Corporation Counsel</b>						
07000 Legal services	26,982	3,093,666	2,102,355	185,869	832,424	26.9 %
<b>070 * LEGAL SERVICES PROGRAM</b>	<b>26,982</b>	<b>3,093,666</b>	<b>2,102,355</b>	<b>185,869</b>	<b>832,424</b>	<b>26.9 %</b>
<b>Fund ** GENERAL FUND</b>	<b>26,982</b>	<b>3,093,666</b>	<b>2,102,355</b>	<b>185,869</b>	<b>832,424</b>	<b>26.9 %</b>
<b>Dept *** Corporation Counsel</b>	<b>26,982</b>	<b>3,093,666</b>	<b>2,102,355</b>	<b>185,869</b>	<b>832,424</b>	<b>26.9 %</b>
<b>Prosecuting Attorney</b>						
08000 Prosecutors administration	4,408	823,076	640,052	26,907	160,527	19.5 %

**County of Maui**  
**Statement of Appropriations and Expenditures**  
**Operations by Activity**  
**Fiscal Year Ending 6/30/14 - as of 3/31/2014**

Activity	Prior Year Encumbrance 6/30/2013	Amended Annual Estimate	Year to Date Expended	Current Encumbrance 03/31/2014	Balance Available	% of Budget Available
* Program ** Fund *** Department						
<b>080 * PROSECUTORS ADMIN PROGRAM</b>	<b>4,408</b>	<b>823,076</b>	<b>640,052</b>	<b>26,907</b>	<b>160,527</b>	<b>19.5 %</b>
09000 General prosecution	35	4,740,043	3,406,486	1,627	1,331,967	28.1 %
<b>090 * GENERAL PROSECUTION PROGRAM</b>	<b>35</b>	<b>4,740,043</b>	<b>3,406,486</b>	<b>1,627</b>	<b>1,331,967</b>	<b>28.1 %</b>
<b>Fund ** GENERAL FUND</b>	<b>4,443</b>	<b>5,563,119</b>	<b>4,046,538</b>	<b>28,534</b>	<b>1,492,494</b>	<b>26.8 %</b>
<b>Dept *** Prosecuting Attorney</b>	<b>4,443</b>	<b>5,563,119</b>	<b>4,046,538</b>	<b>28,534</b>	<b>1,492,494</b>	<b>26.8 %</b>
<b>Finance</b>						
10000 Finance Administration	101,700	692,342	513,675	68,194	212,173	30.6 %
<b>100 * FINANCE ADMIN PROGRAM</b>	<b>101,700</b>	<b>692,342</b>	<b>513,675</b>	<b>68,194</b>	<b>212,173</b>	<b>30.6 %</b>
11000 Treasury		959,881	535,357	65,887	358,636	37.4 %
<b>110 * TREASURY PROGRAM</b>	<b>0</b>	<b>959,881</b>	<b>535,357</b>	<b>65,887</b>	<b>358,636</b>	<b>37.4 %</b>
12000 Accounts	164,195	1,359,827	1,073,415	152,245	298,362	21.9 %
<b>120 * ACCOUNTS PROGRAM</b>	<b>164,195</b>	<b>1,359,827</b>	<b>1,073,415</b>	<b>152,245</b>	<b>298,362</b>	<b>21.9 %</b>
13000 Purchasing	8,560	413,483	301,648	16,868	103,527	25.0 %
<b>130 * PURCHASING PROGRAM</b>	<b>8,560</b>	<b>413,483</b>	<b>301,648</b>	<b>16,868</b>	<b>103,527</b>	<b>25.0 %</b>
14000 Financial services	1,485,748	5,473,374	3,654,084	1,147,025	2,158,015	39.4 %
14003 CW svc ctr-annual lease costs	23,334	506,800	288,318	229,275	12,541	2.5 %
<b>140 * FINANCIAL SERVICES</b>	<b>1,509,082</b>	<b>5,980,174</b>	<b>3,942,402</b>	<b>1,376,300</b>	<b>2,170,556</b>	<b>36.3 %</b>
17001 Countywide fringe benefits	61,310	69,514,056	40,927,528	198,823	28,449,015	40.9 %
17002 Interfund Fringe Reimbursement		(15,326,198)	(7,871,511)		(7,454,687)	48.6 %
17003 Bond issuance & debt services	102,200	2,154,061	14,388	99,500	2,142,373	99.5 %
17005 Supplemental transfer golf		1,126,650	844,988		281,663	25.0 %
17006 Supplemental transfer solidwst		6,015,790	3,863,842		2,151,948	35.8 %
17009 Insurance & self insurance	544,772	8,073,378	2,221,376	547,477	5,849,296	72.5 %

**County of Maui**  
**Statement of Appropriations and Expenditures**  
**Operations by Activity**  
**Fiscal Year Ending 6/30/14 - as of 3/31/2014**

Activity			Prior Year	Amended	Year	Current	Balance	% of
* Program	** Fund	*** Department	Encumbrance 6/30/2013	Annual Estimate	to Date Expended	Encumbrance 03/31/2014	Available	Budget Available
17012		Open space, natural resources		2,233,182	2,233,182			0.0 %
17013		CW affordable housing fund		4,466,363	4,466,363			0.0 %
17014		Countywide general costs	36,656	930,126	806,963	56,677	103,143	11.1 %
17015		Overhead reimbursement		(7,333,550)	(5,140,142)		(2,193,408)	29.9 %
17016		Transfer to Emergency Fund		3,000,000	3,000,000			0.0 %
17019		Post-Employment Obligations Fd		18,000,000	18,000,000			0.0 %
<b>170</b>	<b>*</b>	<b>COUNTY WIDE COSTS PROGRAM</b>	<b>744,938</b>	<b>92,853,858</b>	<b>63,366,977</b>	<b>902,477</b>	<b>29,329,343</b>	<b>31.6 %</b>
<b>Fund</b>	<b>**</b>	<b>GENERAL FUND</b>	<b>2,528,475</b>	<b>102,259,565</b>	<b>69,733,474</b>	<b>2,581,971</b>	<b>32,472,597</b>	<b>31.8 %</b>
17003		Bond issuance & debt services		38,591,628	26,364,477		12,227,148	31.7 %
<b>170</b>	<b>*</b>	<b>COUNTY WIDE COSTS PROGRAM</b>	<b>0</b>	<b>38,591,628</b>	<b>26,364,477</b>	<b>0</b>	<b>12,227,148</b>	<b>31.7 %</b>
<b>Fund</b>	<b>**</b>	<b>DEBT SERVICE FUND</b>	<b>0</b>	<b>38,591,628</b>	<b>26,364,477</b>	<b>0</b>	<b>12,227,148</b>	<b>31.7 %</b>
<b>Dept</b>	<b>***</b>	<b>Finance</b>	<b>2,528,475</b>	<b>140,851,193</b>	<b>96,097,951</b>	<b>2,581,971</b>	<b>44,699,745</b>	<b>31.7 %</b>
<b>Personnel Services</b>								
18000		Personnel services	74,577	1,524,764	945,154	117,881	536,309	35.2 %
<b>180</b>	<b>*</b>	<b>PERSONNEL SERVICES PROGRAM</b>	<b>74,577</b>	<b>1,524,764</b>	<b>945,154</b>	<b>117,881</b>	<b>536,309</b>	<b>35.2 %</b>
<b>Fund</b>	<b>**</b>	<b>GENERAL FUND</b>	<b>74,577</b>	<b>1,524,764</b>	<b>945,154</b>	<b>117,881</b>	<b>536,309</b>	<b>35.2 %</b>
<b>Dept</b>	<b>***</b>	<b>Personnel Services</b>	<b>74,577</b>	<b>1,524,764</b>	<b>945,154</b>	<b>117,881</b>	<b>536,309</b>	<b>35.2 %</b>
<b>Planning</b>								
19000		Planning	196,450	4,559,318	3,093,001	353,471	1,309,296	28.7 %
19005		Development fee impact study	54,160		21,421	32,739		-
19006		General plan update	113,296		12,835	100,461		-
19020		Wailuku main st./tri-isle main	182,250				182,250	-
19021		Maui redevelopment agency	19,018	83,500	38,574	11,300	52,644	63.0 %
19035		UH-Maui Sea Grant	11,497	78,246	56,169	33,575		0.0 %
19039		Development mitigation fee stu	15,280			15,280		-
19042		Small Town Planning	175,458		9,990	165,469		-

**County of Maui**  
**Statement of Appropriations and Expenditures**  
**Operations by Activity**  
**Fiscal Year Ending 6/30/14 - as of 3/31/2014**

Activity			Prior Year	Amended	Year	Current	Balance	% of
* Program	** Fund	*** Department	Encumbrance 6/30/2013	Annual Estimate	to Date Expended	Encumbrance 03/31/2014	Available	Budget Available
19045		Integrtd Socioeconomic Land Use	37,500		18,750	18,750		-
19063		Cultural resource management	8,686	25,000	8,312		25,374	101.5 %
19066		Puunene airprt master pln updt	20,780			20,780		-
19067		Envrnmtl assmnts-Planning	7,250			7,250		-
<b>190</b>	<b>*</b>	<b>PLANNING PROGRAM</b>	<b>841,625</b>	<b>4,746,064</b>	<b>3,259,052</b>	<b>759,075</b>	<b>1,569,564</b>	<b>33.1 %</b>
<b>Fund</b>	<b>**</b>	<b>GENERAL FUND</b>	<b>841,625</b>	<b>4,746,064</b>	<b>3,259,052</b>	<b>759,075</b>	<b>1,569,564</b>	<b>33.1 %</b>
<b>Dept</b>	<b>***</b>	<b>Planning</b>	<b>841,625</b>	<b>4,746,064</b>	<b>3,259,052</b>	<b>759,075</b>	<b>1,569,564</b>	<b>33.1 %</b>
<b>Police</b>								
26000		Police administration	134,652	4,807,160	3,595,718	94,163	1,251,934	26.0 %
<b>260</b>	<b>*</b>	<b>POLICE ADMINISTRATION PROGRAM</b>	<b>134,652</b>	<b>4,807,160</b>	<b>3,595,718</b>	<b>94,163</b>	<b>1,251,934</b>	<b>26.0 %</b>
27000		Investigative service	387,907	9,101,150	5,743,184	373,703	3,372,172	37.1 %
<b>270</b>	<b>*</b>	<b>INVESTIGATIVE SERVICE PROGRAM</b>	<b>387,907</b>	<b>9,101,150</b>	<b>5,743,184</b>	<b>373,703</b>	<b>3,372,172</b>	<b>37.1 %</b>
28000		Uniformed patrol services	875,509	22,445,265	17,072,889	752,074	5,495,810	24.5 %
<b>280</b>	<b>*</b>	<b>UNIFORMED PATROL SERVICES PROG</b>	<b>875,509</b>	<b>22,445,265</b>	<b>17,072,889</b>	<b>752,074</b>	<b>5,495,810</b>	<b>24.5 %</b>
29000		Technical & support services	905,751	8,668,008	5,380,810	741,119	3,451,831	39.8 %
<b>290</b>	<b>*</b>	<b>TECHNICAL &amp; SUPPORT SVCS PROG</b>	<b>905,751</b>	<b>8,668,008</b>	<b>5,380,810</b>	<b>741,119</b>	<b>3,451,831</b>	<b>39.8 %</b>
<b>Fund</b>	<b>**</b>	<b>GENERAL FUND</b>	<b>2,303,819</b>	<b>45,021,583</b>	<b>31,792,601</b>	<b>1,961,059</b>	<b>13,571,747</b>	<b>30.1 %</b>
<b>Dept</b>	<b>***</b>	<b>Police</b>	<b>2,303,819</b>	<b>45,021,583</b>	<b>31,792,601</b>	<b>1,961,059</b>	<b>13,571,747</b>	<b>30.1 %</b>
<b>Fire and Public Safety</b>								
22000		Fire control admin & maint	9,091	2,011,078	1,427,469	36,416	556,286	27.7 %
<b>220</b>	<b>*</b>	<b>FIRE CONTROL ADMIN/MAINT PROG</b>	<b>9,091</b>	<b>2,011,078</b>	<b>1,427,469</b>	<b>36,416</b>	<b>556,286</b>	<b>27.7 %</b>
23000		Fire control training	37,947	1,027,109	637,174	44,226	383,655	37.4 %
<b>230</b>	<b>*</b>	<b>FIRE CONTROL TRAINING PROGRAM</b>	<b>37,947</b>	<b>1,027,109</b>	<b>637,174</b>	<b>44,226</b>	<b>383,655</b>	<b>37.4 %</b>

**County of Maui**  
**Statement of Appropriations and Expenditures**  
**Operations by Activity**  
**Fiscal Year Ending 6/30/14 - as of 3/31/2014**

Activity		Prior Year Encumbrance 6/30/2013	Amended Annual Estimate	Year to Date Expended	Current Encumbrance 03/31/2014	Balance Available	% of Budget Available	
* Program	** Fund	*** Department						
24000		Fire rescue operations	465,531	23,796,505	17,867,490	380,886	6,013,670	25.3 %
<b>240</b>	<b>*</b>	<b>FIRE RESCUE OPERATIONS PROGRAM</b>	<b>465,531</b>	<b>23,796,505</b>	<b>17,867,490</b>	<b>380,886</b>	<b>6,013,670</b>	<b>25.3 %</b>
25000		Fire prevention	5,528	790,759	565,097	12,205	218,983	27.7 %
<b>250</b>	<b>*</b>	<b>FIRE PREVENTION PROGRAM</b>	<b>5,528</b>	<b>790,759</b>	<b>565,097</b>	<b>12,205</b>	<b>218,983</b>	<b>27.7 %</b>
<b>Fund</b>	<b>**</b>	<b>GENERAL FUND</b>	<b>518,097</b>	<b>27,625,451</b>	<b>20,497,230</b>	<b>473,733</b>	<b>7,172,594</b>	<b>26.0 %</b>
<b>Dept</b>	<b>***</b>	<b>Fire and Public Safety</b>	<b>518,097</b>	<b>27,625,451</b>	<b>20,497,230</b>	<b>473,733</b>	<b>7,172,594</b>	<b>26.0 %</b>
<b>Civil Defense</b>								
21000		Civil defense	37,937	516,632	186,112	2,509	365,948	70.8 %
<b>210</b>	<b>*</b>	<b>CIVIL DEFENSE PROGRAM</b>	<b>37,937</b>	<b>516,632</b>	<b>186,112</b>	<b>2,509</b>	<b>365,948</b>	<b>70.8 %</b>
<b>Fund</b>	<b>**</b>	<b>GENERAL FUND</b>	<b>37,937</b>	<b>516,632</b>	<b>186,112</b>	<b>2,509</b>	<b>365,948</b>	<b>70.8 %</b>
<b>Dept</b>	<b>***</b>	<b>Civil Defense</b>	<b>37,937</b>	<b>516,632</b>	<b>186,112</b>	<b>2,509</b>	<b>365,948</b>	<b>70.8 %</b>
<b>Liquor Control</b>								
20000		Liquor control general	12,093	1,978,869	1,099,635	40,396	850,933	43.0 %
20002		Liquor admin overhead charges		1,030,915	560,039		470,876	45.7 %
<b>200</b>	<b>*</b>	<b>LIQUOR CONTROL GENERAL PROG</b>	<b>12,093</b>	<b>3,009,784</b>	<b>1,659,674</b>	<b>40,396</b>	<b>1,321,809</b>	<b>43.9 %</b>
<b>Fund</b>	<b>**</b>	<b>GENERAL FUND</b>	<b>12,093</b>	<b>3,009,784</b>	<b>1,659,674</b>	<b>40,396</b>	<b>1,321,809</b>	<b>43.9 %</b>
<b>Dept</b>	<b>***</b>	<b>Liquor Control</b>	<b>12,093</b>	<b>3,009,784</b>	<b>1,659,674</b>	<b>40,396</b>	<b>1,321,809</b>	<b>43.9 %</b>
<b>Housing and Human Concerns</b>								
30000		Housing & human concerns admin	10,288	539,326	380,997	32,430	136,189	25.3 %
<b>300</b>	<b>*</b>	<b>HSG &amp; HUMAN CONCERNS ADM PROG</b>	<b>10,288</b>	<b>539,326</b>	<b>380,997</b>	<b>32,430</b>	<b>136,189</b>	<b>25.3 %</b>
31000		Housing	22,847	585,665	358,164	36,711	213,637	36.5 %
31006		Affordable rental housing prg	72,501	849,750	601,438	176,313	144,500	17.0 %
31007		Hale Mahaolu-Homeownership/hsg	8,455	35,000	23,726	19,729		0.0 %

**County of Maui**  
**Statement of Appropriations and Expenditures**  
**Operations by Activity**  
**Fiscal Year Ending 6/30/14 - as of 3/31/2014**

Activity			Prior Year	Amended	Year	Current	Balance	% of
* Program	** Fund	*** Department	Encumbrance 6/30/2013	Annual Estimate	to Date Expended	Encumbrance 03/31/2014	Available	Budget Available
<b>310</b>	<b>*</b>	<b>HOUSING PROGRAM</b>	<b>103,803</b>	<b>1,470,415</b>	<b>983,328</b>	<b>232,753</b>	<b>358,137</b>	<b>24.4 %</b>
32000		Human concerns - general	130,212	4,327,673	3,227,367	192,537	1,037,986	24.0 %
32001		Hana Youth Center, Inc		138,600	103,950	34,650		0.0 %
32011		Women helping women	18,500	195,000	164,750	48,750		0.0 %
32012		Early childhood	10,000	103,000	87,250	25,750		0.0 %
32013		Culture & arts	11,350		11,245		105	-
32014		Substance abuse	57,950	602,500	331,882	188,500	140,068	23.2 %
32015		E Malama I Na Keiki preschool	7,650	81,380	55,172	33,858		0.0 %
32016		Homelessness programs	137,550	641,000	551,802	191,874	34,874	5.4 %
32017		Maui adult day care center	27,000	278,100	235,575	69,525		0.0 %
32018		MCC cooperative education	5,000	50,000	28,587	25,000	1,413	2.8 %
32019		MEO Headstart after school	21,998	226,574	191,928	56,644		0.0 %
32020		MEO headstart summer	155,736	160,408	140,162	15,574	160,408	100.0 %
32022		Community partnership grants	139,200	1,110,845	889,701	319,499	40,845	3.7 %
32024		Youth centers	165,200		165,200			-
32025		Lanai Youth Center		149,100	111,825	37,275		0.0 %
32029		Kihei Youth Center		187,950	140,963	46,988		0.0 %
32034		Youth	10,399	107,108	88,313	26,074	3,120	2.9 %
32036		Maui family support services	6,000	61,800	52,350	15,450		0.0 %
32039		J. Walter Cameron center expsn	4,500	100,000	79,500	25,000		0.0 %
32040		Big brothers & sisters	8,862	91,274	77,316	22,820		0.0 %
32058		Mental health associaiton	2,376	24,473	20,731	6,118		0.0 %
32062		Self sufficiency	33,000	144,200	131,811	38,133	7,256	5.0 %
32064		Hana community association	4,400	45,320	27,060	22,660		0.0 %
32070		MEO infant toddler care	8,165	84,103	71,242	21,026		0.0 %
32084		Maui community food bank	32,500	335,000	283,750	83,750		0.0 %
32085		Maui arts & performing academy		25,000			25,000	100.0 %
32088		Hui Malama learning center	20,700	213,210	176,395	53,303	4,213	2.0 %
32090		FAM SPT-TEEN VOICES		21,000	15,750	5,250		0.0 %



**County of Maui**  
**Statement of Appropriations and Expenditures**  
**Operations by Activity**  
**Fiscal Year Ending 6/30/14 - as of 3/31/2014**

Activity	Prior Year	Amended	Year	Current	Balance	% of
* Program ** Fund *** Department	Encumbrance	Annual	to Date	Encumbrance	Available	Budget
	6/30/2013	Estimate	Expended	03/31/2014		Available
32093 BOY SCOUTS OF AMERICA	250,000		250,000			-
32094 Salvation Army	11,700	134,000	112,200	33,500		0.0 %
32096 Community Work Day	14,050	155,500	130,675	38,875		0.0 %
32100 Grant for Molokai Youth Ctr		215,250	161,438	53,813		0.0 %
32102 IMUA FAMILY SERVICES		200,000			200,000	100.0 %
32104 Paia Youth Council, Inc		194,250	145,688	48,563		0.0 %
32106 Boys/Girls Club of Maui, Inc		852,600	639,026	213,009	566	0.1 %
32109 Maui Farm	21,776	224,293	177,451	56,073	12,545	5.6 %
32110 YOUTH ALCOHOL EDUC AWARENESS		150,000	92,500	57,500		0.0 %
32111 Coalition for Drug Free Lanai	8,944	40,788	33,244	16,326	162	0.4 %
32116 MEO ENLACE HISPANO PROGRAM		91,000	81,000	10,000		0.0 %
32117 Lahaina tutoring project	920	9,476	920		9,476	100.0 %
32119 Volunter ctr projct graduation	4,500	46,350	4,500	46,350		0.0 %
32120 Ohana Makamae	8,550	88,065	74,599	22,016		0.0 %
32130 Lanai women's center	7,560	77,868	65,961	19,467		0.0 %
32135 Grnts/Disb-Svcs-Frail/Elderly	33,273	603,477	393,592	196,141	47,017	7.8 %
32136 Kansha preschool	1,000	10,300	1,000	10,300		0.0 %
32138 BOYS/GIRLS CLUB PAUKUKALO		245,000			245,000	100.0 %
32149 Grnt-Best Buddies prgrm	5,808	77,332	63,807	19,333		0.0 %
32151 Grnt-American Red Cross	2,250	9,270	6,885	4,635		0.0 %
32158 Hawaiian Kamalii Inc.		18,128	18,128			0.0 %
32159 MEO youth services	17,600	181,280	153,560	45,320		0.0 %
32163 Hale mahaolu personal care prg	100,000	103,000	73,764		129,236	125.5 %
32167 Special Olympics Hawaii grnts		36,050	27,038	9,013		0.0 %
32168 Hospice Maui grnts/disbrmnts	187,500		187,500			-
32169 Arts education/innovative prg	40,000	412,000	320,566	131,434		0.0 %
32170 HERITAGE HALL, INC	1,500,000		50,426	1,449,574		-
<b>320 * HUMAN CONCERNS PROGRAM</b>	<b>3,233,679</b>	<b>13,679,895</b>	<b>10,727,045</b>	<b>4,087,250</b>	<b>2,099,290</b>	<b>15.3 %</b>
33000 Animal management	143,222	1,272,224	1,114,889	300,557		0.0 %

**County of Maui**  
**Statement of Appropriations and Expenditures**  
**Operations by Activity**  
**Fiscal Year Ending 6/30/14 - as of 3/31/2014**

Activity	Prior Year Encumbrance 6/30/2013	Amended Annual Estimate	Year to Date Expended	Current Encumbrance 03/31/2014	Balance Available	% of Budget Available
* Program ** Fund *** Department						
33010 Grant 2 Molokai Humane Society		77,250		77,250		0.0 %
33012 Grant 2 Lanai Animal Rescue		10,000	7,500	2,500		0.0 %
33014 Grant 2 SPCA Maui SNIP		75,000	56,250	18,750		0.0 %
33016 Grant 2 Valley Isle Animal Rec		25,000			25,000	100.0 %
<b>330 * ANIMAL MANAGMENT PROGRAM</b>	<b>143,222</b>	<b>1,459,474</b>	<b>1,178,639</b>	<b>399,057</b>	<b>25,000</b>	<b>1.7 %</b>
<b>Fund ** GENERAL FUND</b>	<b>3,490,992</b>	<b>17,149,110</b>	<b>13,270,009</b>	<b>4,751,490</b>	<b>2,618,616</b>	<b>15.3 %</b>
<b>Dept *** Housing and Human Concerns</b>	<b>3,490,992</b>	<b>17,149,110</b>	<b>13,270,009</b>	<b>4,751,490</b>	<b>2,618,616</b>	<b>15.3 %</b>
<b>Parks and Recreation</b>						
34000 Parks & recreation administrat	32,218	1,329,984	911,854	14,394	435,954	32.8 %
34002 MCCC workline	117,227	117,000	115,254	117,000	1,974	1.7 %
34005 Friends of Moku'ula	75,000			75,000		-
34012 Lahaina restoration foundation	100,067	178,828	141,982	136,913		0.0 %
<b>340 * PARKS &amp; REC ADMIN PROG</b>	<b>324,512</b>	<b>1,625,812</b>	<b>1,169,090</b>	<b>343,307</b>	<b>437,928</b>	<b>26.9 %</b>
35000 Park maintenance	275,436	3,040,613	2,030,794	324,224	961,030	31.6 %
<b>350 * PARK MAINTENANCE PROGRAM</b>	<b>275,436</b>	<b>3,040,613</b>	<b>2,030,794</b>	<b>324,224</b>	<b>961,030</b>	<b>31.6 %</b>
36000 Planning & development	30,115	392,737	321,537	5,584	95,732	24.4 %
<b>360 * PLANNING &amp; DEVELOPMENT PROGRAM</b>	<b>30,115</b>	<b>392,737</b>	<b>321,537</b>	<b>5,584</b>	<b>95,732</b>	<b>24.4 %</b>
37000 Recreation & support services	304,518	16,052,644	11,085,877	743,809	4,527,475	28.2 %
<b>370 * RECREATION &amp; SUPPORT SVCS PROG</b>	<b>304,518</b>	<b>16,052,644</b>	<b>11,085,877</b>	<b>743,809</b>	<b>4,527,475</b>	<b>28.2 %</b>
38000 PALS	113,247	1,570,145	998,092	8,567	676,730	43.1 %
<b>380 * PALS PROGRAM</b>	<b>113,247</b>	<b>1,570,145</b>	<b>998,092</b>	<b>8,567</b>	<b>676,730</b>	<b>43.1 %</b>
40000 Aquatics	294,299	5,994,309	4,467,460	195,898	1,625,248	27.1 %
<b>400 * AQUATICS PROGRAM</b>	<b>294,299</b>	<b>5,994,309</b>	<b>4,467,460</b>	<b>195,898</b>	<b>1,625,248</b>	<b>27.1 %</b>

**County of Maui**  
**Statement of Appropriations and Expenditures**  
**Operations by Activity**  
**Fiscal Year Ending 6/30/14 - as of 3/31/2014**

Activity			Prior Year	Amended	Year	Current	Balance	% of
* Program	** Fund	*** Department	Encumbrance 6/30/2013	Annual Estimate	to Date Expended	Encumbrance 03/31/2014	Available	Budget Available
<b>Fund</b>	<b>** GENERAL FUND</b>		<b>1,342,127</b>	<b>28,676,260</b>	<b>20,072,850</b>	<b>1,621,389</b>	<b>8,324,143</b>	<b>29.0 %</b>
42000	Waiehu golf course		54,685	1,537,107	1,160,498	28,390	402,904	26.2 %
42002	Waiehu golf ERS & FICA			186,340	100,184		86,156	46.2 %
42003	Waiehu golf health fund			135,516	117,522		17,994	13.3 %
42004	Waiehu golf admin overhead			220,000	160,989		59,011	26.8 %
42005	Waiehu golf debt service			274,250	205,688		68,562	25.0 %
42007	Golf contribution to OPEB			77,565	58,174		19,391	25.0 %
<b>420</b>	<b>* WAIEHU GOLF COURSE PROGRAM</b>		<b>54,685</b>	<b>2,430,778</b>	<b>1,803,055</b>	<b>28,390</b>	<b>654,018</b>	<b>26.9 %</b>
<b>Fund</b>	<b>** ENTERPRISE FUND</b>		<b>54,685</b>	<b>2,430,778</b>	<b>1,803,055</b>	<b>28,390</b>	<b>654,018</b>	<b>26.9 %</b>
<b>Dept</b>	<b>*** Parks and Recreation</b>		<b>1,396,812</b>	<b>31,107,038</b>	<b>21,875,905</b>	<b>1,649,779</b>	<b>8,978,161</b>	<b>28.9 %</b>
<b>Public Works</b>								
43000	Public works administration		8,300	494,507	343,642	12,043	147,122	29.8 %
<b>430</b>	<b>* PUBLIC WORKS ADMIN PROGRAM</b>		<b>8,300</b>	<b>494,507</b>	<b>343,642</b>	<b>12,043</b>	<b>147,122</b>	<b>29.8 %</b>
44000	Engineering		56,325	3,363,235	2,562,750	61,697	795,112	23.6 %
<b>440</b>	<b>* ENGINEERING PROGRAM</b>		<b>56,325</b>	<b>3,363,235</b>	<b>2,562,750</b>	<b>61,697</b>	<b>795,112</b>	<b>23.6 %</b>
45000	Special maintenance		73,596	1,411,008	1,204,023	266,414	14,170	1.0 %
<b>450</b>	<b>* SPECIAL MAINTENANCE PROGRAM</b>		<b>73,596</b>	<b>1,411,008</b>	<b>1,204,023</b>	<b>266,414</b>	<b>14,170</b>	<b>1.0 %</b>
46000	Development services admin		7,177	2,190,090	1,465,737	1,578	729,953	33.3 %
<b>460</b>	<b>* DEVELOPMENT SERVICES ADMINSTRN</b>		<b>7,177</b>	<b>2,190,090</b>	<b>1,465,737</b>	<b>1,578</b>	<b>729,953</b>	<b>33.3 %</b>
<b>Fund</b>	<b>** GENERAL FUND</b>		<b>145,398</b>	<b>7,458,840</b>	<b>5,576,152</b>	<b>341,732</b>	<b>1,686,357</b>	<b>22.6 %</b>
50000	Highway administration		2,068	547,844	292,823		257,088	46.9 %
50002	Highway ERS & FICA			1,720,143	841,027		879,116	51.1 %
50003	Highway health fund			1,255,699	985,446		270,253	21.5 %
50004	Highway debt service			4,809,915	3,607,436		1,202,479	25.0 %
50005	Highway admin overhead			1,936,995	1,296,738		640,257	33.1 %

**County of Maui**  
**Statement of Appropriations and Expenditures**  
**Operations by Activity**  
**Fiscal Year Ending 6/30/14 - as of 3/31/2014**

Activity	Prior Year Encumbrance 6/30/2013	Amended Annual Estimate	Year to Date Expended	Current Encumbrance 03/31/2014	Balance Available	% of Budget Available
* Program ** Fund *** Department						
50006 Supplemental trfs bikeway fund		493,554	370,166		123,389	25.0 %
50007 Supplemental trfs general fund		857,845	643,384		214,461	25.0 %
50011 Highways contribution to OPEB		835,731	607,577		228,154	27.3 %
<b>500 * HIGHWAY ADMINISTRATION PROGRAM</b>	<b>2,068</b>	<b>12,457,726</b>	<b>8,644,597</b>	<b>0</b>	<b>3,815,197</b>	<b>30.6 %</b>
51000 Road/bridge/drain maintenance	3,877,255	10,394,291	9,240,870	1,324,175	3,706,506	35.7 %
<b>510 * ROAD/BRIDGE/DRAIN MAINT PROG</b>	<b>3,877,255</b>	<b>10,394,291</b>	<b>9,240,870</b>	<b>1,324,175</b>	<b>3,706,506</b>	<b>35.7 %</b>
52000 Traffic signs & marking	46,944	1,697,993	640,005	76,166	1,028,766	60.6 %
<b>520 * TRAFFIC SIGNS/MARKING PROGRAM</b>	<b>46,944</b>	<b>1,697,993</b>	<b>640,005</b>	<b>76,166</b>	<b>1,028,766</b>	<b>60.6 %</b>
53000 Garage services	86,764	2,803,699	2,092,280	38,178	760,010	27.1 %
<b>530 * GARAGE SERVICES PROGRAM</b>	<b>86,764</b>	<b>2,803,699</b>	<b>2,092,280</b>	<b>38,178</b>	<b>760,010</b>	<b>27.1 %</b>
<b>Fund ** SPECIAL REVENUE FUND</b>	<b>4,013,031</b>	<b>27,353,709</b>	<b>20,617,752</b>	<b>1,438,519</b>	<b>9,310,479</b>	<b>34.0 %</b>
<b>Dept *** Public Works</b>	<b>4,158,429</b>	<b>34,812,549</b>	<b>26,193,904</b>	<b>1,780,251</b>	<b>10,996,836</b>	<b>31.6 %</b>
<b>Transportation</b>						
65000 TRANSPORTATION ADMIN/GEN FUND	47,551	581,639	412,877	45,905	170,409	29.3 %
<b>650 * TRANSPORTATION</b>	<b>47,551</b>	<b>581,639</b>	<b>412,877</b>	<b>45,905</b>	<b>170,409</b>	<b>29.3 %</b>
65301 HUMAN SVC TRANS/GEN FUND	562,492	5,825,670	4,369,253	1,456,418	562,492	9.7 %
65303 MEO VET 1 CALL 1 CLICK	50,000			50,000	-	-
<b>653 * HUMAN SERVICE TRANSPORTN PRG</b>	<b>612,492</b>	<b>5,825,670</b>	<b>4,369,253</b>	<b>1,506,418</b>	<b>562,492</b>	<b>9.7 %</b>
65900 AIR AMBULANCE PRG/GEN FUND		672,215	672,215			0.0 %
<b>659 * AIR AMBULANCE PROGRAM</b>	<b>0</b>	<b>672,215</b>	<b>672,215</b>	<b>0</b>	<b>0</b>	<b>0.0 %</b>
<b>Fund ** GENERAL FUND</b>	<b>660,043</b>	<b>7,079,524</b>	<b>5,454,345</b>	<b>1,552,323</b>	<b>732,901</b>	<b>10.4 %</b>
65001 TRANSPORTATION ADMIN/HWY FUND	671,638	1,000,000	675,263		996,375	99.6 %

**County of Maui**  
**Statement of Appropriations and Expenditures**  
**Operations by Activity**  
**Fiscal Year Ending 6/30/14 - as of 3/31/2014**


Activity * Program ** Fund *** Department	Prior Year Encumbrance 6/30/2013	Amended Annual Estimate	Year to Date Expended	Current Encumbrance 03/31/2014	Balance Available	% of Budget Available
<b>125 * ADMINISTRATION PROGRAM</b>	<b>671,638</b>	<b>1,000,000</b>	<b>675,263</b>	<b>0</b>	<b>996,375</b>	<b>99.6 %</b>
65039 PUBLIC TRANSIT/HIGHWAY FUND	870,486	10,725,500	8,076,621	2,084,434	1,434,931	13.4 %
<b>655 * PUBLIC TRANSIT PROGRAM</b>	<b>870,486</b>	<b>10,725,500</b>	<b>8,076,621</b>	<b>2,084,434</b>	<b>1,434,931</b>	<b>13.4 %</b>
<b>Fund ** SPECIAL REVENUE FUND</b>	<b>1,542,124</b>	<b>11,725,500</b>	<b>8,751,884</b>	<b>2,084,434</b>	<b>2,431,306</b>	<b>20.7 %</b>
<b>Dept *** Transportation</b>	<b>2,202,167</b>	<b>18,805,024</b>	<b>14,206,229</b>	<b>3,636,757</b>	<b>3,164,207</b>	<b>16.8 %</b>
<b>Environmental Management</b>						
54000 Environmental mgt administratn	33,512	657,519	448,903	56,446	185,683	28.2 %
<b>540 * ENVIRONMENTAL MGT ADMIN PRGRAM</b>	<b>33,512</b>	<b>657,519</b>	<b>448,903</b>	<b>56,446</b>	<b>185,683</b>	<b>28.2 %</b>
<b>Fund ** GENERAL FUND</b>	<b>33,512</b>	<b>657,519</b>	<b>448,903</b>	<b>56,446</b>	<b>185,683</b>	<b>28.2 %</b>
55000 Wastewater administration	150,319	2,370,060	1,718,303	155,502	646,575	27.3 %
55002 Wastewater ERS & FICA		1,340,247	735,266		604,981	45.1 %
55003 Wastewater health fund		955,785	861,578		94,207	9.9 %
55004 Wastewater debt service		9,910,589	7,432,942		2,477,647	25.0 %
55005 Wastewater admin overhead		1,982,138	1,411,488		570,650	28.8 %
55008 Wastewater contributn to OPEB		640,627	462,976		177,651	27.7 %
55009 Wastewater reimb-GF-DEM admin		505,906			505,906	100.0 %
<b>550 * WASTEWATER ADMIN PROGRAM</b>	<b>150,319</b>	<b>17,705,352</b>	<b>12,622,553</b>	<b>155,502</b>	<b>5,077,617</b>	<b>28.7 %</b>
56000 Wastewater reclamation	774,653	20,493,569	15,547,396	932,261	4,788,569	23.4 %
<b>560 * WASTEWATER RECLAMATION PROGRAM</b>	<b>774,653</b>	<b>20,493,569</b>	<b>15,547,396</b>	<b>932,261</b>	<b>4,788,569</b>	<b>23.4 %</b>
60000 Solid waste administration	33,025	939,364	756,871	49,669	165,850	17.7 %
60002 Solid waste ERS & FICA		950,980	572,579		378,401	39.8 %
60003 Solid waste health fund		756,198	671,080		85,118	11.3 %
60004 Solid waste debt service		4,497,509	3,373,132		1,124,377	25.0 %
60005 Solid waste admin overhead		1,788,256	1,359,815		428,441	24.0 %
60007 Solidwaste contributn to OPEB		488,472	366,354		122,118	25.0 %

**County of Maui**  
**Statement of Appropriations and Expenditures**  
**Operations by Activity**  
**Fiscal Year Ending 6/30/14 - as of 3/31/2014**

Activity	Prior Year Encumbrance 6/30/2013	Amended Annual Estimate	Year to Date Expended	Current Encumbrance 03/31/2014	Balance Available	% of Budget Available
* Program ** Fund *** Department						
60008 Solidwaste reimb-GF-DEM admin		305,832			305,832	100.0 %
<b>600 * SOLID WASTE ADMINISTRATION</b>	<b>33,025</b>	<b>9,726,611</b>	<b>7,099,831</b>	<b>49,669</b>	<b>2,610,137</b>	<b>26.8 %</b>
60200 Solidwaste operations	1,691,634	14,702,933	10,351,769	3,145,302	2,897,495	19.7 %
<b>602 * SOLIDWASTE OPERATIONS</b>	<b>1,691,634</b>	<b>14,702,933</b>	<b>10,351,769</b>	<b>3,145,302</b>	<b>2,897,495</b>	<b>19.7 %</b>
64000 Abandoned vehicle scrap metal	129,526	512,532	191,791	218,183	232,085	45.3 %
<b>640 * ABANDONED VEH/SCRAP METAL PRGR</b>	<b>129,526</b>	<b>512,532</b>	<b>191,791</b>	<b>218,183</b>	<b>232,085</b>	<b>45.3 %</b>
<b>Fund ** SPECIAL REVENUE FUND</b>	<b>2,779,157</b>	<b>63,140,997</b>	<b>45,813,340</b>	<b>4,500,917</b>	<b>15,605,903</b>	<b>24.7 %</b>
<b>Dept *** Environmental Management</b>	<b>2,812,669</b>	<b>63,798,516</b>	<b>46,262,243</b>	<b>4,557,363</b>	<b>15,791,586</b>	<b>24.8 %</b>
<b>Water Supply</b>						
70001 Water Administration	491,808	7,316,118	4,555,690	390,179	2,862,055	39.1 %
70004 Leeward Haleakala Forest Restn	218,553	187,500	70,000	336,053		0.0 %
70005 Maui Nui Botanical Gardens		35,000		35,000		0.0 %
70006 West Maui Partnershp-UH watrsd	418,951	321,510	137,796	442,392	160,273	49.9 %
70007 East Molokai Watershed Partner	101,736	187,500	85,434	202,900	902	0.5 %
70009 Miconia Containment & Removal	199,428	262,816	199,428	262,816		0.0 %
70010 East Maui Watershed Protection	663,052	556,500	378,252	604,799	236,500	42.5 %
70030 CW WATERSHED PROTECTION		200,000		15,000	185,000	92.5 %
70031 Puu Kukui Watershed Preserve		200,000		200,000		0.0 %
<b>700 * WATER ADMINISTRATION PROGRAM</b>	<b>2,093,528</b>	<b>9,266,944</b>	<b>5,426,600</b>	<b>2,489,139</b>	<b>3,444,730</b>	<b>37.2 %</b>
70701 Water Debt Service Expenses		4,361,527	3,050,852		1,310,675	30.1 %
70702 Water Insurance Expenses		475,000	313,083		161,917	34.1 %
70703 Water Overhead Charges		375,246	262,191		113,055	30.1 %
70704 Water Employee Fringe Benefits		4,674,202	2,748,725		1,925,477	41.2 %
70705 Water Refund for Mainline Exp		500,000			500,000	100.0 %
70707 Water Department Wide Expense		1,308,693	882,684		426,009	32.6 %

**County of Maui**  
**Statement of Appropriations and Expenditures**  
**Operations by Activity**  
**Fiscal Year Ending 6/30/14 - as of 3/31/2014**

Activity * Program ** Fund *** Department	Prior Year Encumbrance 6/30/2013	Amended Annual Estimate	Year to Date Expended	Current Encumbrance 03/31/2014	Balance Available	% of Budget Available
<b>707 * WATER DEPARTMENT WIDE EXPENSES</b>	<b>0</b>	<b>11,694,668</b>	<b>7,257,535</b>	<b>0</b>	<b>4,437,133</b>	<b>37.9 %</b>
70901 Water Field Operations	964,766	33,197,437	19,949,488	1,080,964	13,131,748	39.6 %
<b>709 * WATER OPERATIONS PROGRAM</b>	<b>964,766</b>	<b>33,197,437</b>	<b>19,949,488</b>	<b>1,080,964</b>	<b>13,131,748</b>	<b>39.6 %</b>
<b>Fund ** UTILITY ENTERPRISE FUND</b>	<b>3,058,294</b>	<b>54,159,049</b>	<b>32,633,623</b>	<b>3,570,103</b>	<b>21,013,611</b>	<b>38.8 %</b>
<b>Dept *** Water Supply</b>	<b>3,058,294</b>	<b>54,159,049</b>	<b>32,633,623</b>	<b>3,570,103</b>	<b>21,013,611</b>	<b>38.8 %</b>
<b>Grand Total</b>	<b>27,889,105</b>	<b>479,833,374</b>	<b>331,829,104</b>	<b>32,333,065</b>	<b>143,560,358</b>	<b>29.9 %</b>






---

## III. Expenditures

---



**County of Maui**  
**Statement of Appropriations and Expenditures**  
**Grant Programs**  
**Fiscal Year Ending 6/30/2014 - as of 3/31/2014**

Index * Program ** Fund *** Department	Prior Year Encumbrance / Carryover	Amended Budget / Lapses	Year to Date Expended	Current Encumbrance 03/31/2014	Balance Available	% of Budget Available
<b>Office of the Mayor</b>						
196037 STORMS 12/4-7/07 FEMA#1743DRHI	32,616				32,616	100.0 %
<b>030 * OFFICE OF MAYOR ADMIN PROGRAM</b>	<b>32,616</b>	<b>0</b>	<b>0</b>	<b>0</b>	<b>32,616</b>	<b>100.0 %</b>
106186 ENERGY EFFNCY/CONSVTN BLCK GRT	34,891			23,333	11,558	33.1 %
106197 WRKFRCE INVST PY09-DSLCTD WRKR	12,390				12,390	100.0 %
116215 ARRA09 ST ENERGY SCTR TRNG GRT	3,222				3,222	100.0 %
126059 FOOD AND ENERGY SECURITY PROJE	71,811				71,811	100.0 %
126188 HTA PRODUCT ENRICHMENT FY12	875				875	100.0 %
126198 MOLOKAI YOUTH OPPORTUNITY-DOL	275,608				275,608	100.0 %
126199 WRKFRCE INVST ACT PY11-YOUTH	9,526		7,304		2,222	23.3 %
126200 WRKFRCE INVST ACT PY11-ADULT	22,871		10,017		12,854	56.2 %
126201 WRKFRCE INVST ACT PY11-ADMIN	6,162				6,162	100.0 %
126202 WRKFRCE INVST PY11 DSLCTD WRKR	(41,392)		(41,075)		(317)	0.8 %
136187 HAWAII ST COMM/STATUS WOMEN	401		(248)		649	161.8 %
136188 HTA PRODUCT ENRICHMENT CY13	254,028		196,791	48,212	9,025	3.6 %
136192 WRKFORCE INVSTMNT ACT(WIA)PY02	427,378				427,378	100.0 %
136199 WIA YOUTH PROGRAM - PY2012	301,026		265,576	31,952	3,498	1.2 %
136200 WIA ADULT PROGRAM - PY2012	197,971		137,274	53,625	7,072	3.6 %
136201 WIA ADMINISTRATIVE PY2012	45,800		43,729		2,071	4.5 %
136202 WIA DISLOCATED WORKER PY2012	194,984		183,805		11,179	5.7 %
146301 WKFORCE INVESTMENT ACT ADMIN		95,142	10,971		84,171	88.5 %
146302 WKFORCE INVESTMENT ACT DWP		326,596	52,000	246,708	27,888	8.5 %
146303 WKFORCE INVESTMENT ACT ADULT		263,784	997	237,268	25,519	9.7 %
146304 WKFORCE INVESTMENT ACT YOUTH		265,907	1,531	241,418	22,958	8.6 %
146305 HTA PRODUCT ENRICHMENT CY14		400,000	61,913	164,900	173,187	43.3 %
196198 ARRA09 WRKFRCE INVST ACT-ADMN	49				49	100.0 %
196205 HAZARD MITIGATN KULA AG PARK	185,289		14,100	167,824	3,365	1.8 %
<b>032 * MAYORS OFFICE STATE GRANTS</b>	<b>2,002,890</b>	<b>1,351,429</b>	<b>944,685</b>	<b>1,215,240</b>	<b>1,194,394</b>	<b>35.6 %</b>
146198 MOLOKAI YOUTH OPPRTUNITY 04DOL	12,364				12,364	100.0 %
156198 MOLOKAI YOUTH OPPRTUNITY 05DOL	630				630	100.0 %

**County of Maui**  
**Statement of Appropriations and Expenditures**  
**Grant Programs**  
**Fiscal Year Ending 6/30/2014 - as of 3/31/2014**

Index		Prior Year	Amended	Year	Current	Balance	% of	
* Program	** Fund	*** Department	Encumbrance / Carryover	Budget / Lapses	to Date Expended	Encumbrance 03/31/2014	Available	Budget Available
<b>033</b>	<b>*</b>	<b>MAYORS SH/FEDERAL FUNDS</b>	<b>12,994</b>	<b>0</b>	<b>0</b>	<b>0</b>	<b>12,994</b>	<b>100.0 %</b>
106032	ARRA09	EASTER SEALS HI FAC REH	103,595			7,155	96,440	93.1 %
106341		CONSTRUCTION - HALE MAUNALOA	12,451		12,451			0.0 %
116005		HANA POLICE STATION REHABLTN	467				467	100.0 %
116203		EASTER SEALS MAUI PHASE II	19,744			19,744		0.0 %
116342		CONSTRUCTION - HALE MAUNALOA	28,100		28,100			0.0 %
126000		MPD EMRGCY RSPNSE VEHCL HANA	20,080		11,151	8,450	480	2.4 %
126003		KA HALE A KE OLA REHABTN/IMPRV	15,000				15,000	100.0 %
126030		CDBG PROGRAM ADMIN FY2012	15,801			155	15,646	99.0 %
126343		CONSTRUCTION OF HALE MAUNALOA	203,172		203,172			0.0 %
136003		CDBG PROGRAM ADMIN FY2013	36,792		10,548		26,244	71.3 %
136063		ADA WHEELCHAIR RAMP FY2003	32,126				32,126	100.0 %
136103		LANAI COMM LAND ACQUISITION	775,000		382,734	392,266		0.0 %
136203		EASTER SEALS MAUI PHASE II	340,655		184,646	156,009		0.0 %
146340		LANAI BRUSH TRUCK		125,000		124,500	500	0.4 %
146341		MOLOKAI LANDFILL DUMP TRUCK		200,000			200,000	100.0 %
146342		HANA LANDFILL DUMP TRUCK		275,000			275,000	100.0 %
146343		WOMEN HELPING WOMEN DOM VIOLEN		87,000		87,000		0.0 %
146344		NA PU`UWAI ADULT DAY CARE EXP		300,000		300,000		0.0 %
146345		LANAI COMM HEALTH CTR INFRAS		324,984		305,091	19,893	6.1 %
146346		CDBG PROGRAM ADMIN FY2014		303,130	198,103	1,052	103,976	34.3 %
186021		EMERGENCY GENERATOR PROJECT	8,735		8,735			0.0 %
186023		LANAI COMM HLTH CTR PRE-DEV	24,775		24,775			0.0 %
196007		LANAI COMM HLTH CTR PREDV-RPRG	12,635		4,456	8,180		0.0 %
<b>035</b>	<b>*</b>	<b>HUD - CDBG GRANTS</b>	<b>1,649,128</b>	<b>1,615,114</b>	<b>1,068,871</b>	<b>1,409,602</b>	<b>785,772</b>	<b>24.1 %</b>
<b>Fund</b>	<b>**</b>	<b>SPECIAL REVENUE FUND</b>	<b>3,697,628</b>	<b>2,966,543</b>	<b>2,013,556</b>	<b>2,624,842</b>	<b>2,025,776</b>	<b>30.4 %</b>
<b>Dept</b>	<b>***</b>	<b>Office of the Mayor</b>	<b>3,697,628</b>	<b>2,966,543</b>	<b>2,013,556</b>	<b>2,624,842</b>	<b>2,025,776</b>	<b>30.4 %</b>
<b>Management</b>								
106055		ENERGY EMERGENCY PLANNING	4,575				4,575	100.0 %
<b>060</b>	<b>*</b>	<b>MANAGEMENT PROGRAM</b>	<b>4,575</b>	<b>0</b>	<b>0</b>	<b>0</b>	<b>4,575</b>	<b>100.0 %</b>

**County of Maui**  
**Statement of Appropriations and Expenditures**  
**Grant Programs**  
**Fiscal Year Ending 6/30/2014 - as of 3/31/2014**

Index		Prior Year	Amended	Year	Current	Balance	% of
* Program	** Fund	Encumbrance	Budget /	to Date	Encumbrance	Available	Budget
*** Department		/ Carryover	Lapses	Expended	03/31/2014		Available
136801	DELL ONLINE SELF-DISPATCH PRG	12,000				12,000	100.0 %
<b>065</b>	<b>* MANAGEMENT INFORMATION SYSTEMS</b>	<b>12,000</b>	<b>0</b>	<b>0</b>	<b>0</b>	<b>12,000</b>	<b>100.0 %</b>
<b>Fund</b>	<b>** SPECIAL REVENUE FUND</b>	<b>16,575</b>	<b>0</b>	<b>0</b>	<b>0</b>	<b>16,575</b>	<b>100.0 %</b>
<b>Dept</b>	<b>*** Management</b>	<b>16,575</b>	<b>0</b>	<b>0</b>	<b>0</b>	<b>16,575</b>	<b>100.0 %</b>
<b>Prosecuting Attorney</b>							
196071	VICTIM WITNESS BOOKS	7,280				7,280	100.0 %
<b>080</b>	<b>* PROSECUTORS ADMIN PROGRAM</b>	<b>7,280</b>	<b>0</b>	<b>0</b>	<b>0</b>	<b>7,280</b>	<b>100.0 %</b>
116462	PROS ATTY ASSET FORFITRS ST11	1,086	(1,086)				-
126110	CAREER CRIMINAL PROSCTN FY12	686				686	100.0 %
126462	PROS ATTY ASSET FORFTRES ST12	3,508				3,508	100.0 %
136104	VICTIM WITNESS ASSISTANCE PRG	22,226		22,226			0.0 %
136462	ASSET FORFEITURES PROGRAM	2,860				2,860	100.0 %
136465	JUSTICE REINVEST INITIATIVE	91,619		65,336		26,283	28.7 %
146602	VICTIM/WITNESS ASSISTANCE PRG		53,789	16,391		37,398	69.5 %
146603	CAREER CRIMINAL PROGRAM		147,913	116,472		31,441	21.3 %
146604	ASSET FORFEITURES PROGRAM		80,000	59,688		20,312	25.4 %
<b>081</b>	<b>* PROSECTORS STATE GRANTS</b>	<b>121,985</b>	<b>280,616</b>	<b>280,113</b>	<b>0</b>	<b>122,488</b>	<b>30.4 %</b>
106138	FOOD STAMP PRG PROSECUTIONS		1,421	1,421			0.0 %
106149	E BYRNE MEMRL GNT 2009DJBX0290	16,509	6	11,530		4,985	30.2 %
126145	E BYRNE MEMORIAL 2011DJBX2095	1,472				1,472	100.0 %
126174	DEFENDANT/WITNESS TRIAL PRG12	71,867				71,867	100.0 %
136140	SPCL NEEDS ADVOCACY PRG FY13	112,631		112,632		(1)	(0)%
136145	E BYRNE MEMORIAL JAG FY13	48,717		48,717			0.0 %
136148	DOMESTIC VIOLENCE INVESTIGATIO	18,287	18,378	36,665			0.0 %
136174	DEFENDANT/WITNESS TRIAL PRG	88,880				88,880	100.0 %
146601	DEFENDANT/WITNESS TRIAL PRG		170,000	69,625		100,375	59.0 %
146607	CRIMINAL JUSTICE INFO SYSTEM		126,984			126,984	100.0 %
146609	SPCL NEEDS ADVOCACY PRG FY14		312,015	103,792	64,180	144,044	46.2 %
146622	DOMESTIC VIOLENCE INVESTIGATIO		52,113	10,054		42,059	80.7 %
146623	PROSECUTORS HWY SFTY TRAIN'G		5,676			5,676	100.0 %

**County of Maui**  
**Statement of Appropriations and Expenditures**  
**Grant Programs**  
**Fiscal Year Ending 6/30/2014 - as of 3/31/2014**

Index			Prior Year	Amended	Year	Current	Balance	% of
* Program	** Fund	*** Department	Encumbrance / Carryover	Budget / Lapses	to Date Expended	Encumbrance 03/31/2014	Available	Budget Available
166145	E BYRNE MEMORIAL	2005DJBX1466	2,409	6			2,415	100.0 %
196149	E BYRNE MEMRL GRNT	2008BX0507	2,073	7			2,080	100.0 %
196176	DEFENDANT/WITNESS TRIAL	PRG09	943				943	100.0 %
<b>082</b>	<b>* PROSECUTORS SH/FEDERAL GRANTS</b>		<b>363,788</b>	<b>686,606</b>	<b>394,436</b>	<b>64,180</b>	<b>591,779</b>	<b>56.3 %</b>
<b>Fund</b>	<b>** SPECIAL REVENUE FUND</b>		<b>493,053</b>	<b>967,222</b>	<b>674,549</b>	<b>64,180</b>	<b>721,547</b>	<b>49.4 %</b>
<b>Dept</b>	<b>*** Prosecuting Attorney</b>		<b>493,053</b>	<b>967,222</b>	<b>674,549</b>	<b>64,180</b>	<b>721,547</b>	<b>49.4 %</b>
<b>Finance</b>								
106407	STATE MOTOR VEHICLE PRG	FY10	60,972				60,972	100.0 %
106415	PERIODIC MTR VEH INSPCTN	FY10	29,908				29,908	100.0 %
116407	STATE MOTOR VEHICLE PRG	FY11	89,868	(89,868)				-
116415	PERIODIC MTR VEH INSPCTN	FY11	85,456	(85,456)				-
126407	STATE MOTOR VEHICLE REG	PRG12	38,089				38,089	100.0 %
126415	PERIODIC MOTR VEH INSPTN	FY12	23,396				23,396	100.0 %
126423	COMML DRIVER LIC PRG	FY2012	85,606				85,606	100.0 %
136407	STATE MOTOR VEHICLE REG	FY13	25,408		11,858		13,550	53.3 %
136408	STATE IDENTIFICATION PROGRAM		44,689		13,775		30,914	69.2 %
136415	PERIODIC MTR VEH INSPTN	FY13	54,493		17,272		37,221	68.3 %
136423	COMML DRIVER'S LICENSE	FY13	109,297		15,928		93,369	85.4 %
146701	COMML DRIVER'S LICENSE	FY14		505,642	229,918		275,724	54.5 %
146702	PERIODIC MTR VEH INSPTN	FY14		486,803	306,334		180,469	37.1 %
146703	STATE IDENTIFICATION PROGRAM			190,270	143,502		46,768	24.6 %
146706	STATE MOTOR VEH REGISTRATION			303,339	180,869		122,470	40.4 %
196407	STATE MOTOR VEHICLE PRG	FY09	10,833	(10,833)				-
196415	PERIODIC MTR VEH INSPCTN	FY09	6,766	(6,766)				-
<b>150</b>	<b>* MOTOR VEHICLE/LICENSE PROGRAM</b>		<b>664,781</b>	<b>1,293,131</b>	<b>919,456</b>	<b>0</b>	<b>1,038,456</b>	<b>53.0 %</b>
<b>Fund</b>	<b>** SPECIAL REVENUE FUND</b>		<b>664,781</b>	<b>1,293,131</b>	<b>919,456</b>	<b>0</b>	<b>1,038,456</b>	<b>53.0 %</b>
<b>Dept</b>	<b>*** Finance</b>		<b>664,781</b>	<b>1,293,131</b>	<b>919,456</b>	<b>0</b>	<b>1,038,456</b>	<b>53.0 %</b>
<b>Planning</b>								
106205	EDA ECONOMIC ADJUSTMNT	ASSTNCE	1,200,000				1,200,000	100.0 %

**County of Maui**  
**Statement of Appropriations and Expenditures**  
**Grant Programs**  
**Fiscal Year Ending 6/30/2014 - as of 3/31/2014**

Index		Prior Year	Amended	Year	Current	Balance	% of	
* Program	** Fund	*** Department	Encumbrance / Carryover	Budget / Lapses	to Date Expended	Encumbrance 03/31/2014	Available	Budget Available
116204		PRIVATE DONATION-PLNNG-HUTAFF	2,852	(2,852)				-
146905		UH SEA GRANT COLLEGE PROGRAM		130,750	62,495	61,750	6,505	5.0 %
<b>190</b>	<b>*</b>	<b>PLANNING PROGRAM</b>	<b>1,202,852</b>	<b>127,898</b>	<b>62,495</b>	<b>61,750</b>	<b>1,206,505</b>	<b>90.7 %</b>
106258		COASTAL ZONE MGT FY2010	151				151	100.0 %
136258		COASTAL ZONE MANAGEMENT PRG	58,869		33,433		25,436	43.2 %
146901		COASTAL ZONE MANAGEMENT PRG		345,000	89,478		255,522	74.1 %
<b>195</b>	<b>*</b>	<b>PLANNING -STATE GRANTS</b>	<b>59,020</b>	<b>345,000</b>	<b>122,911</b>	<b>0</b>	<b>281,109</b>	<b>69.6 %</b>
<b>Fund</b>	<b>**</b>	<b>SPECIAL REVENUE FUND</b>	<b>1,261,872</b>	<b>472,898</b>	<b>185,406</b>	<b>61,750</b>	<b>1,487,614</b>	<b>85.8 %</b>
<b>Dept</b>	<b>***</b>	<b>Planning</b>	<b>1,261,872</b>	<b>472,898</b>	<b>185,406</b>	<b>61,750</b>	<b>1,487,614</b>	<b>85.8 %</b>
<b>Police</b>								
126365		FED EQT/SHARING FORFEITURE POL	864				864	100.0 %
136365		FED EQT/SHARING FORFEITURE POL	135				135	100.0 %
196365		FED.JUSTICE POLICE FORFEITURES	(2,443)	24,566			22,123	100.0 %
<b>262</b>	<b>*</b>	<b>POLICE FORFEITURES</b>	<b>(1,444)</b>	<b>24,566</b>	<b>0</b>	<b>0</b>	<b>23,122</b>	<b>100.0 %</b>
116500		COPS TECHNOLOGY GRANT USDJUSTC	463				463	100.0 %
116910		HIDTA 2011 G11HI0003A	19,593		19,592		1	0.0 %
126501		COPS IN SCHOOL AWARD	38,462				38,462	100.0 %
126550		MARIJUANA ERADICATION DEA 2002	1,035				1,035	100.0 %
126910		HIGH INTENSITY DRUG TRAFFICKIN	50,213	55,000	81,563	22,219	1,431	1.4 %
136303		HIGH INTENSITY DRUG TRAFFICKIN	52,245				52,245	100.0 %
136910		HI INTRAGENCY MOBLE POLICE 02	2,507				2,507	100.0 %
146032		DOMESTIC CANNABIS ENFORCEMENT		100,000	97,245		2,755	2.8 %
146051		DOMESTIC CANNABIS DEA		100,000			100,000	100.0 %
146550		MARIJUANA ERADCTN DEA 2003-51	6,254				6,254	100.0 %
146553		DOMESTIC CANNABIS DEA 2004-53	13,772				13,772	100.0 %
156522		G.R.E.A.T. ATF 2004-JV-FX-0133	110				110	100.0 %
156553		DOMESTIC CANNABIS DEA 2005-60	3,883				3,883	100.0 %
156910		HI INTERAGNCY MOBILE POLICE03	4,279				4,279	100.0 %
<b>263</b>	<b>*</b>	<b>POLICE FEDERAL GRANTS</b>	<b>192,816</b>	<b>255,000</b>	<b>198,400</b>	<b>22,219</b>	<b>227,197</b>	<b>50.7 %</b>

**County of Maui**  
**Statement of Appropriations and Expenditures**  
**Grant Programs**  
**Fiscal Year Ending 6/30/2014 - as of 3/31/2014**

Index		Prior Year	Amended	Year	Current	Balance	% of	
* Program	** Fund	*** Department	Encumbrance / Carryover	Budget / Lapses	to Date Expended	Encumbrance 03/31/2014	Available	Budget Available
116908		TRAINING GRNTS-SOH VAR FY2011	9,450				9,450	100.0 %
126340		PROHIBITING ALCOHOL SALES TO M	3,214	8,000	6,899		4,315	38.5 %
126399		911 EMERGENCY MEDICAL FY02	1,200				1,200	100.0 %
126908		TRAINING GRANTS-SOH VARIOUS	190,875		(55,526)		246,401	129.1 %
136301		STATE E911 WIRELESS COMMISSIO	534,053		413,516	108,236	12,302	2.3 %
136330		DOH-ADAD TOBACCO SALES-MINORS	1,016				1,016	100.0 %
136400		911 EMERGENCY MEDICAL SVC PRG	64,994	(51,991)	13,003			0.0 %
136537		DOH PROHIBITING TOBACCO SALES	533	6,000	3,372		3,161	48.4 %
136902		TRAINING GRANTS FY2013	28,259		(44,517)		72,776	257.5 %
146026		TRAINING GRANTS FY2014		100,000	28,916		71,084	71.1 %
146030		STATE E911 WIRELESS COMMISSION		1,371,000	550,840	45,474	774,686	56.5 %
146031		911 EMERGENCY MEDICAL SVC		376,866	215,623		161,243	42.8 %
176301		STATE E911 WIRELESS COMMSSN07	62,542		34,908		27,634	44.2 %
<b>264</b>		<b>* POLICE STATE GRANTS</b>	<b>896,136</b>	<b>1,809,875</b>	<b>1,167,034</b>	<b>153,710</b>	<b>1,385,268</b>	<b>51.2 %</b>
116302		JUSTICE ASSISTANCE GRANT PRG	17,541	(58)	17,483			0.0 %
116355		MAUI CHILD PASSENGER SAFTEY	541				541	100.0 %
116363		COPS HIRING PROGRAM	717,032		368,110		348,922	48.7 %
116904		SAFE & DRUG FREE SCHLS #2 DHS	252				252	100.0 %
116909		HAWAII NARCOTICS TF 09-DJ-08	1,965				1,965	100.0 %
126177		VAWA/VIOLENT CRIMES AGAINST WO	5,894		5,893		1	0.0 %
126333		JUV ACT/INC BG DHS-2-OYS-1160A	7,483				7,483	100.0 %
126335		JUV ACT/INC BG DHS-2-OYS-1160B	580				580	100.0 %
126338		FFY12 MPD Roadblock Program	18,491		33		18,458	99.8 %
126344		MAUI SAFECOMM SPEED SC02-06(03	1,177				1,177	100.0 %
126361		MPD TRAFFIC SVCS FY2012	10,349		(97)		10,446	100.9 %
136001		MAUI SEXUAL ASSAULT RESPONSE	38,898		37,526		1,372	3.5 %
136177		VAWA/SEXUAL ASSAULT EXAMINATIO	46,565		22,014	23,500	1,051	2.3 %
136302		VAWA/DOMESTIC VIOLENCE OUTREAC	44,755		3,126		41,629	93.0 %
136304		JUVENILE ACCT INCENTIVE BLCK	49,236		36,315	485	12,436	25.3 %
136311		FFY13 MPD TRAFFIC DATA	70,749	(69,902)	847			0.0 %
136333		JUV ACT/INCNTV B/G PROJ#P.O.I.	6,678				6,678	100.0 %



**County of Maui**  
**Statement of Appropriations and Expenditures**  
**Grant Programs**  
**Fiscal Year Ending 6/30/2014 - as of 3/31/2014**

Index		Prior Year	Amended	Year	Current	Balance	% of	
* Program	** Fund	*** Department	Encumbrance / Carryover	Budget / Lapses	to Date Expended	Encumbrance 03/31/2014	Available	Budget Available
136335	J/ACT/INCNTV/BG PROJ#COMP STRA		2,227				2,227	100.0 %
136337	FFY13 MPD DISTRACTED DRIVING		32,640	7,366	40,006			0.0 %
136338	FFY13 MPD ROADBLOCK PROGRAM		129,210		96,299		32,911	25.5 %
136339	FFY13 MPD SPEED PROGRAM		52,498	(10,847)	41,651			0.0 %
136344	MAUI SAFE COMM SPEED SC03-06(0		3,111				3,111	100.0 %
136349	MAUI SPEED ENFRMNT SC030601M03		7,294				7,294	100.0 %
136355	KEIKI INJURY PRTCTN OP03-05(03		1,247		1,230		17	1.4 %
136356	MPD SEATBELT PRGRM-OPO3-05(01M		32,203				32,203	100.0 %
136358	MPD RCONSTRCTNIST-PT030203M01		2,021		2,021			0.0 %
136360	MPD CHILD RESTRAINT PROJECT		42,495		7,810		34,685	81.6 %
136361	MPD TRAFFIC SERVICES FFY13		21,639	(21,639)				-
136362	FFY13 MPD SEATBELT PROGRAM		96,436	(75,561)	20,875			0.0 %
136430	CLANDSTINE LAB RSPNSE 02-DB-10		2,360		2,360			0.0 %
136508	SW MARIJUANA ERADICATION SMETF		16,954		16,955		(1)	(0)%
136558	CHOICES MENTORSHIP PROGRAM		45,004		35,329	7,627	2,049	4.6 %
136560	KIHEI DISTRICT BICYCLE PTRL		71	(71)				-
136900	PUBLIC HSG DRUG ELIMTN RSS0301		6,364				6,364	100.0 %
136907	HAWAII NARCOTICS TASK FORCE		46,532		16,908		29,624	63.7 %
146033	MPD TRAFFIC SERVICES			37,153	325		36,828	99.1 %
146034	DISTRACTED DRIVING ENFORCEMENT			46,434			46,434	100.0 %
146037	FFY14 MPD SEAT BELT PROGRAM			112,050			112,050	100.0 %
146038	FFY14 MPD SPEED PROGRAM			130,183	23,020		107,163	82.3 %
146039	FFY14 MPD TRAFFIC DATA RECORDS			113,900	82,771		31,129	27.3 %
146042	MPD CHILD RESTRAINT PROJECT			69,620	13,787	2,254	53,579	77.0 %
146044	MPD ROADBLOCK PROGRAM			232,216	8,785		223,431	96.2 %
146045	VIOLENCE AGAINST WOMEN ACT			52,113			52,113	100.0 %
146046	JUVENILE ACCT INCENTIVE BLCK			51,397			51,397	100.0 %
156333	JUV/ACT/BG POI DHS-05-OYS-2153		4,956				4,956	100.0 %
166508	SW MARIJUANA ERADCTN TASK FRCE		23,893				23,893	100.0 %
166509	POLICE AGAINST STREET SALES06		423				423	100.0 %
176360	SW JUVENILE JUSTICE INFM/SYSTM		15,964				15,964	100.0 %

**County of Maui**  
**Statement of Appropriations and Expenditures**  
**Grant Programs**  
**Fiscal Year Ending 6/30/2014 - as of 3/31/2014**

Index * Program ** Fund *** Department	Prior Year Encumbrance / Carryover	Amended Budget / Lapses	Year to Date Expended	Current Encumbrance 03/31/2014	Balance Available	% of Budget Available
186436 DOMESTIC VIOLNC VCTMLSS 02WF17	20,359				20,359	100.0 %
<b>265 * POLICE STATE/FEDERAL GRANTS</b>	<b>1,644,087</b>	<b>674,354</b>	<b>901,382</b>	<b>33,866</b>	<b>1,383,194</b>	<b>59.7 %</b>
<b>Fund ** SPECIAL REVENUE FUND</b>	<b>2,731,595</b>	<b>2,763,795</b>	<b>2,266,816</b>	<b>209,795</b>	<b>3,018,781</b>	<b>54.9 %</b>
<b>Dept *** Police</b>	<b>2,731,595</b>	<b>2,763,795</b>	<b>2,266,816</b>	<b>209,795</b>	<b>3,018,781</b>	<b>54.9 %</b>
<b>Fire and Public Safety</b>						
106033 VOLUNTEER FIRE ASSTNCE DLNR10	180				180	100.0 %
106047 EMS (FIRE)TRAINING (PVT)IAAI	1,276				1,276	100.0 %
106049 FIRE/LEPC (DOH) HMEP	28,801		13,228	311	15,261	53.0 %
106090 HAZARDOUS MATRLS(HMEP)GRT10	1,112				1,112	100.0 %
116033 VOLUNTEER FIRE ASSTNCE DLNR11	1,432				1,432	100.0 %
116046 MFD EQUIPMENT PURCHASE EMO1-04	163				163	100.0 %
116047 PRIVATE DONATIONS-FIRE DEPT	5,000				5,000	100.0 %
116090 HAZARDOUS MATRLS(HMEP) GRNT11	147,618				147,618	100.0 %
126090 HMEP HAZARDOUS MATERIALS EM	24,999				24,999	100.0 %
136033 VOLUNTEER FIRE ASSISTANCE FY13	45,578		45,578			0.0 %
136034 NHTSA MFD PNEUMATC LIFTNG BAGS	2,733				2,733	100.0 %
146049 WELLNESS/FITNESS FIRE ACT GRNT	1,000			1,000		0.0 %
146102 VOL FIRE ASSISTANCE GRANT FY14		50,000	4,106	10,790	35,104	70.2 %
146104 NHTSA MFD PNEUMATIC STRUTS		25,152	24,999		153	0.6 %
156055 FIRE SAFETY HSE-EMW2003FP01732	3,452				3,452	100.0 %
166057 FIRE INOPERABLITY GRT FE15141	96				96	100.0 %
186033 USDA RURAL 1ST RESPNDR LANAI	9,083				9,083	100.0 %
186034 USDA RURAL 1ST RESPNDR MOLOKAI	3,548				3,548	100.0 %
196051 FIREFIGHTERS CHARTABLE FNDATN	550				550	100.0 %
196055 FEMA FIRE TRAINING FUNDS	13,685		(3,070)		16,755	122.4 %
<b>220 * FIRE CONTROL ADMIN/MAINT PROG</b>	<b>290,306</b>	<b>75,152</b>	<b>84,841</b>	<b>12,101</b>	<b>268,515</b>	<b>73.5 %</b>
126057 FEMA-1967-DR-HI-TSUNAMI MFD	16,631				16,631	100.0 %
<b>240 * FIRE RESCUE OPERATIONS PROGRAM</b>	<b>16,631</b>	<b>0</b>	<b>0</b>	<b>0</b>	<b>16,631</b>	<b>100.0 %</b>
<b>Fund ** SPECIAL REVENUE FUND</b>	<b>306,937</b>	<b>75,152</b>	<b>84,841</b>	<b>12,101</b>	<b>285,146</b>	<b>74.6 %</b>

**County of Maui**  
**Statement of Appropriations and Expenditures**  
**Grant Programs**  
**Fiscal Year Ending 6/30/2014 - as of 3/31/2014**

Index * Program ** Fund *** Department	Prior Year Encumbrance / Carryover	Amended Budget / Lapses	Year to Date Expended	Current Encumbrance 03/31/2014	Balance Available	% of Budget Available
<b>Dept *** Fire and Public Safety</b>	<b>306,937</b>	<b>75,152</b>	<b>84,841</b>	<b>12,101</b>	<b>285,146</b>	<b>74.6 %</b>
<b>Civil Defense</b>						
106050 FFY09 LAW ENFRMNT TERRSM PRVN	37,527				37,527	100.0 %
106051 FFY09 CITIZEN CORPS PRG	11,441				11,441	100.0 %
106053 FFY09 ST HOMELAND SECURITY	(2,419)		1,775		(4,194)	173.4 %
106056 INTROPRBL EMERGENCY COMM GRNT	19,163				19,163	100.0 %
116051 FFY10 CITIZENS CORP PRG	14,700		3,745		10,955	74.5 %
116053 FFY10 ST HOMELAND SECURITY PRG	130,098		171,190		(41,092)	(31.6)%
116055 NATL OCEANIC ATMSPHRC ADM AWRD	3,168	(3,168)				-
126051 FFY11 STATEWIDE OUTREACH/CCP	24,925		7,911		17,014	68.3 %
126053 FFY11 ST HOMELAND SECURITY PRG	282,981	77,067	121,138	226,813	12,097	3.4 %
126054 DISASTER PREPAREDNESS TRAIN-TH	19,957			366	19,591	98.2 %
136052 FFY12 COM'TY OUTREACH / CCP	24,925		909		24,016	96.4 %
136053 FFY12 ST HOMELAND SECURITY GRT	210,000		21,569		188,431	89.7 %
136056 INTEROPERABLE ER COMMUNICATION	19,000				19,000	100.0 %
136057 INOPERABLE ER COMMUNICATIONS	3,459				3,459	100.0 %
136058 EMERGENCY MGT PERFORMANCE GRT	85,000				85,000	100.0 %
146200 EMERGENCY MGT PERFORMANCE GRT		115,000			115,000	100.0 %
146201 FFY13 ST HOMELAND SECURITY		490,000	90,169	26,663	373,168	76.2 %
146202 FFY13 SHSG COM'TY&CITIZEN PREP		20,000			20,000	100.0 %
146203 FFY09 PORT SECURITY GRANT PRG		271,264			271,264	100.0 %
<b>210 * CIVIL DEFENSE PROGRAM</b>	<b>883,925</b>	<b>970,163</b>	<b>418,406</b>	<b>253,842</b>	<b>1,181,840</b>	<b>63.7 %</b>
<b>Fund ** SPECIAL REVENUE FUND</b>	<b>883,925</b>	<b>970,163</b>	<b>418,406</b>	<b>253,842</b>	<b>1,181,840</b>	<b>63.7 %</b>
<b>Dept *** Civil Defense</b>	<b>883,925</b>	<b>970,163</b>	<b>418,406</b>	<b>253,842</b>	<b>1,181,840</b>	<b>63.7 %</b>
<b>Housing and Human Concerns</b>						
116219 HAWAII STRATEGIC FRMEWRK PH11	68,654				68,654	100.0 %
<b>300 * HSG &amp; HUMAN CONCERNS ADM PROG</b>	<b>68,654</b>	<b>0</b>	<b>0</b>	<b>0</b>	<b>68,654</b>	<b>100.0 %</b>
106718 HOME FFY09 ADMINISTRATION	1,828		1,811		17	0.9 %
107721 SEC 8 HOUSING VOUCHER FY10	129,382				129,382	100.0 %

**County of Maui**  
**Statement of Appropriations and Expenditures**  
**Grant Programs**  
**Fiscal Year Ending 6/30/2014 - as of 3/31/2014**

Index		Prior Year	Amended	Year	Current	Balance	% of	
* Program	** Fund	*** Department	Encumbrance / Carryover	Budget / Lapses	to Date Expended	Encumbrance 03/31/2014	Available	Budget Available
107731	SEC 8 HSG VCHR ADMIN FY10		9,706				9,706	100.0 %
116570	HOME- 1ST TIME HMEBYRS-PROJ IN			20,000	20,000			0.0 %
116571	WEST MAUI COM/RESRCE CENTER		100				100	100.0 %
116579	HOME REPROGRAMMED FUNDS			19,582			19,582	100.0 %
116717	HOME FFY10 KAHAWAI APT		362,387			362,387		0.0 %
116718	HOME FFY10 ADMINISTRATION		47,393		4,027	188	43,178	91.1 %
117731	SEC 8 HSG VCHR ADMIN FY2011		974			974		0.0 %
126716	HOME FFY09 KAHAWAI APT.		328,231		174,490	153,741		0.0 %
126717	HOME FFY07 KAHAWAI APT		750,000		730,000		20,000	2.7 %
126718	HOME FFY09 CHDO MMSHH2 CNST		151,769				151,769	100.0 %
126719	HOME FFY08 CHDO MMSSH1 CNST		8,491		8,431	60		0.0 %
126720	HOME FFY08 CHDO MMSSH1 CNST		71,466		71,430	36		0.0 %
126721	HOME FFY06 KAHAWAI APT		36,920		17,338		19,582	53.0 %
126722	HOME FFY10 CHDO MMSHH2 CNST		152,186				152,186	100.0 %
126728	HOME FFY2009-2 MMSSH1 CONSTR			59,570	53,646	5,924		0.0 %
126734	HOME FFY11 CHDO MMSHH2 CNST		150,056				150,056	100.0 %
126735	HOME FFY11 ADMINISTRATION		75,028	(75,028)	26,373	9,143	(35,515)	-
127721	SEC 8 HSG VOUCHER FY2012		61,465				61,465	100.0 %
127731	SEC 8 HSG VCHR ADMIN FY2012		2,629			732	1,897	72.2 %
137721	SEC 8 HSG VOUCHER FY2013		21,958		(2,669)		24,627	112.2 %
137731	SEC 8 HSG ADMIN PRG FY2013		160,090		94,530	120	65,440	40.9 %
146070	EDI SP PRJ #B-03-SP-HI-0186		1				1	100.0 %
147480	SEC 8 HOUSING VOUCHER FY2014			16,900,949	11,336,125		5,564,824	32.9 %
147481	SEC 8 HOUSING ADMIN FY2014			1,298,000	776,855	66,835	454,311	35.0 %
166714	HOME FFY04 ADMINISTRATION		7,500				7,500	100.0 %
177712	SEC.8 FAMILY SELF-SUFFICIENT		53,157		2,871		50,286	94.6 %
186718	HOME FFY07 ADMINISTRATION		1,583		1,527	275	(219)	(13.8)%
186722	HOME FFY06 ADMINISTRATION		9,217			4,992	4,225	45.8 %
186723	HOME FFY06 ADDI PROGRAM		10,755				10,755	100.0 %
196718	HOME FFY08 ADMINISTRATION		1,320		395	378	547	41.4 %
197741	SEC8 HSG ASST PYMTS(HAP)-NRA		81,973	686,205	682,949		85,230	11.1 %

**County of Maui**  
**Statement of Appropriations and Expenditures**  
**Grant Programs**  
**Fiscal Year Ending 6/30/2014 - as of 3/31/2014**

Index		Prior Year	Amended	Year	Current	Balance	% of	
* Program	** Fund	*** Department	Encumbrance / Carryover	Budget / Lapses	to Date Expended	Encumbrance 03/31/2014	Available	Budget Available
197751	SEC8	HSG ASST PYMTS(ADM)-NRA	807,327	443			807,770	100.0 %
<b>310</b>	<b>*</b>	<b>HOUSING PROGRAM</b>	<b>3,494,892</b>	<b>18,909,721</b>	<b>14,000,129</b>	<b>605,785</b>	<b>7,798,702</b>	<b>34.8 %</b>
106601		HOSPITAL DISCHARGE PLNG GRNT	102				102	100.0 %
106602		AGING/DSABLT Y RSRC CTR 2010N	1				1	100.0 %
106604		AGING/DISABLT Y RSC CTR ST/HI	3,352				3,352	100.0 %
106607		HAWAII COMM LIVING 2010.11N	1,301				1,301	100.0 %
116224		HI MENTL HLTH TRNSFRM SIG	24,000				24,000	100.0 %
116601		HOSPITAL DISCHARGE PLNG GRNT	12,914		9,564		3,350	25.9 %
116602		AGING/DSABLT Y RSRC CTR 2010N	15,720				15,720	100.0 %
116607		HAWAII COMM LIVING 2010.11.N	7,175				7,175	100.0 %
116608		ARRA09 HEALTHY AGING PARTNRSH	511				511	100.0 %
116613		AGING TIII DHHS FY11 MA201103	73,232			190	73,042	99.7 %
116614		ELDER ABUSE RELATED SVCS FY11	29,912				29,912	100.0 %
116647		EOA/DOH MA.KC.FB10-11.A FY11	6,489		30		6,459	99.5 %
126601		HOSPITAL DISCHARGE PLNG GRNT	50,016		24,280		25,736	51.5 %
126602		AGING/DSABLT Y RSRC CTR 2010N	13,156				13,156	100.0 %
126609		ARRA09 HEALTHY AGING PARTNRSH	2,260				2,260	100.0 %
126612		AGING TITLE III DHHS 01/02			(55)		55	-
126613		AGING TIII DHHS FY12 MA201203	73,053		10,242		62,811	86.0 %
126643		MENTAL HEALTH TRANSFORM GRT	16				16	100.0 %
126647		AGING EOA/DOH KUPUNA CARE FY12	47,413		1,300		46,113	97.3 %
136402		HEALTHY AGING PARTNERSHIP	60,074		1,948	2,846	55,280	92.0 %
136613		AGING TITLE III PROGRAMS	318,126	2,715	308,591	2,970	9,280	2.9 %
136615		ELDER ABUSE PREVENTION SFY13	19,266		18,853		414	2.1 %
136616		ELDER ABUSE PREVENTION SFY12	26,493		228		26,265	99.1 %
136639		NSIP NUTRITION SVCS INCENTIVE	111,986		111,986			0.0 %
136647		KUPUNA CARE PROGRAM	197,399		124,876	950	71,573	36.3 %
136649		AGING & DISABILITY RESOURCE	445,295		282,205	65,438	97,653	21.9 %
146401		KUPUNA CARE PROGRAM SF14		952,136	626,251	212,254	113,633	11.9 %
146402		ELDER ABUSE PREVENTION SF14		26,493	24,127		2,366	8.9 %
146427		AGING TITLE III PROGRAMS		710,247	370,491	47,184	292,572	41.2 %

**County of Maui**  
**Statement of Appropriations and Expenditures**  
**Grant Programs**  
**Fiscal Year Ending 6/30/2014 - as of 3/31/2014**

Index		Prior Year	Amended	Year	Current	Balance	% of	
* Program	** Fund	*** Department	Encumbrance / Carryover	Budget / Lapses	to Date Expended	Encumbrance 03/31/2014	Available	Budget Available
146428				269,394	20,495	25,157	223,742	83.1 %
146429				383,576	254		383,322	99.9 %
146440				90,422	78,841		11,581	12.8 %
146442				128,844			128,844	100.0 %
186647			1				1	100.0 %
<b>316</b>	<b>*</b>	<b>AGING STATE/FEDERAL/PVT GRANTS</b>	<b>1,539,263</b>	<b>2,563,827</b>	<b>2,014,507</b>	<b>356,989</b>	<b>1,731,598</b>	<b>42.2 %</b>
176640		TITLE V LOCAL DELINQNCY PRVTN	66,404				66,404	100.0 %
<b>318</b>	<b>*</b>	<b>HUMAN CONCERNS STATE/FEDERAL</b>	<b>66,404</b>	<b>0</b>	<b>0</b>	<b>0</b>	<b>66,404</b>	<b>100.0 %</b>
116738		MSC LEISURE FY2011	42,873		37,648	3,482	1,743	4.1 %
116752		I&A OUTREACH AGING 00/01	597				597	100.0 %
126712		CONGREGATE MEALS FY2012	(53,352)		(9,912)		(43,440)	81.4 %
126738		MSC LEISURE FY2012	74,707		11,482	854	62,372	83.5 %
126751		ASSISTED TRANPRTN SH KC FY12	41,324				41,324	100.0 %
136401		RSVP RETIRED & SR VOL PRG	54,361		53,970		391	0.7 %
136712		CONGREGATE MEALS TITLE III	(97,935)		(11,356)		(86,579)	88.4 %
136714		CONGREGATE MLS NSIP FY13		54,873	27,710		27,163	49.5 %
136715		HOME DELIVERED MLS NSIP FFY13		57,113	57,113			0.0 %
136730		HOME DELIVERED MLS TITLE III	(33,634)		(19,710)		(13,924)	41.4 %
136731		HOME DELIVERED MLS PVT DONATIO	437		437			0.0 %
136732		CONGREGATE MLS PVT DONATION	46,963		46,963			0.0 %
136738		LEISURE ACTIVITIES FY13	51,523		47,743		3,780	7.3 %
136751		ASSISTED TRANSPORTATION FY13	2,297				2,297	100.0 %
136755		HOME DELIVERED MEALS - STATE	(1,585)				(1,585)	100.0 %
146403		HOME DELIVERED MLS PVT DONATIO		80,000	47,255		32,745	40.9 %
146404		CONGREGATE MLS PVT DONATION		130,000	71,095		58,905	45.3 %
146405		LEISURE ACTIVITIES FY14		120,000	10,228		109,772	91.5 %
146408		ASSISTED TRANSPORTATION FY14		187,000	133,720		53,280	28.5 %
146409		CONGREGATE MEALS TITTLE III		144,100	138,197	3,479	2,424	1.7 %
146421		HOME DELIVERED MEALS - STATE		93,000	29,794		63,206	68.0 %
146426		HOME DELIVERED MEALS TITLE III		140,000	98,018		41,982	30.0 %
146441		RSVP RETIRED & SR VOL PRG		65,850			65,850	100.0 %

**County of Maui**  
**Statement of Appropriations and Expenditures**  
**Grant Programs**  
**Fiscal Year Ending 6/30/2014 - as of 3/31/2014**

Index		Prior Year	Amended	Year	Current	Balance	% of	
* Program	** Fund	*** Department	Encumbrance / Carryover	Budget / Lapses	to Date Expended	Encumbrance 03/31/2014	Available	Budget Available
176738	MSC LEISURE ACTIVITY FY07		20,725				20,725	100.0 %
186751	ASSISTED TRANSPORTN SH POS08		66,873		10,175		56,698	84.8 %
<b>325</b>	<b>* H/C SENIOR SERVICES DIVISION</b>		<b>216,174</b>	<b>1,071,936</b>	<b>780,570</b>	<b>7,815</b>	<b>499,726</b>	<b>38.8 %</b>
	<b>Fund ** SPECIAL REVENUE FUND</b>		<b>5,385,387</b>	<b>22,545,484</b>	<b>16,795,206</b>	<b>970,589</b>	<b>10,165,084</b>	<b>36.4 %</b>
	<b>Dept *** Housing and Human Concerns</b>		<b>5,385,387</b>	<b>22,545,484</b>	<b>16,795,206</b>	<b>970,589</b>	<b>10,165,084</b>	<b>36.4 %</b>
<b>Parks and Recreation</b>								
116213	ST/HI WM STDM PA SYS SLH2010		145,000				145,000	100.0 %
126218	ST/HI NAHIKU COMMUNITY CENTER		250,000			250,000		0.0 %
146503	MAKENA LIFEGUARD SERVICES			606,469	297,437	1,073	307,958	50.8 %
146504	PLAY & LEARN SESSIONS (PALS)			100,000	64,865		35,135	35.1 %
146508	WAR MEMORIAL STADIUM			920,000	78,383	57,017	784,600	85.3 %
166215	BINHI AT ANI COMM CTR-DAGS06		202,480		119,162	83,318		0.0 %
<b>361</b>	<b>* PARKS STATE GRANTS</b>		<b>597,480</b>	<b>1,626,469</b>	<b>559,847</b>	<b>391,408</b>	<b>1,272,693</b>	<b>57.2 %</b>
136223	PLYGRND SITES/STRCTRE/EQUIPT		123,676		123,176		500	0.4 %
<b>363</b>	<b>* Parks Private Contribution</b>		<b>123,676</b>	<b>0</b>	<b>123,176</b>	<b>0</b>	<b>500</b>	<b>0.4 %</b>
106209	PLYGRD EQUIP. ONE ALII PK-USDA		19,042				19,042	100.0 %
106213	MITCHELL PAUOLE CTR USDA GRNT		50,005				50,005	100.0 %
126222	ADAPTIVE TENNIS PROGRAM		200		200			0.0 %
136221	2012 USTA WHEELCHAIR TENNIS		1,349		565		784	58.1 %
<b>370</b>	<b>* RECREATION &amp; SUPPORT SVCS PROG</b>		<b>70,596</b>	<b>0</b>	<b>765</b>	<b>0</b>	<b>69,831</b>	<b>98.9 %</b>
	<b>Fund ** SPECIAL REVENUE FUND</b>		<b>791,752</b>	<b>1,626,469</b>	<b>683,788</b>	<b>391,408</b>	<b>1,343,024</b>	<b>55.5 %</b>
	<b>Dept *** Parks and Recreation</b>		<b>791,752</b>	<b>1,626,469</b>	<b>683,788</b>	<b>391,408</b>	<b>1,343,024</b>	<b>55.5 %</b>
<b>Public Works</b>								
116502	FHWA PROJS STATE REVIEWS		2,490	42,306	19,026		25,770	57.5 %
136661	BRIDGE INSPECTION PROGRAM		240,000		46,075	137,925	56,000	23.3 %
<b>442</b>	<b>* DPW STATE/FEDERAL ENGINEERING</b>		<b>242,490</b>	<b>42,306</b>	<b>65,101</b>	<b>137,925</b>	<b>81,770</b>	<b>28.7 %</b>
	<b>Fund ** SPECIAL REVENUE FUND</b>		<b>242,490</b>	<b>42,306</b>	<b>65,101</b>	<b>137,925</b>	<b>81,770</b>	<b>28.7 %</b>


**County of Maui**  
**Statement of Appropriations and Expenditures**  
**Grant Programs**  
**Fiscal Year Ending 6/30/2014 - as of 3/31/2014**

Index * Program ** Fund *** Department	Prior Year Encumbrance / Carryover	Amended Budget / Lapses	Year to Date Expended	Current Encumbrance 03/31/2014	Balance Available	% of Budget Available
<b>Dept *** Public Works</b>	<b>242,490</b>	<b>42,306</b>	<b>65,101</b>	<b>137,925</b>	<b>81,770</b>	<b>28.7 %</b>
<b>Transportation</b>						
106117 FED TRANS ADM#5311 FFY2009	288				288	100.0 %
106280 FTA RURAL TRNS ASST PRG FFY09	10,710				10,710	100.0 %
116278 FTA 5309 FFY 2010 BUS & FCILTS	1,898,045		925,000		973,045	51.3 %
126117 FED TRANS ADM#5311 FFY2012	259,718		259,718			0.0 %
126280 FTA RURAL TRNST ASSTNCE FFY12	15,808				15,808	100.0 %
136117 FTA SEC 5311 NON-URBANIZED FOR	1,389,395		1,389,395			0.0 %
136278 FTA5309 BUS & BUS FAC SGR	2,780,000		2,334,542		445,458	16.0 %
136279 FTA#5309 FORMULA FUNDS PRG	2,000,000			233,129	1,766,871	88.3 %
136280 FTA RURAL TRANSIT ASSISTANCE	10,795				10,795	100.0 %
136802 FTA5309 LIVABILITY PRG FY13	800,000		554,370	191,097	54,533	6.8 %
136803 FTA SEC 5317 NEW FREEDOM PRG	28,490		28,490			0.0 %
146278 RURAL TRANSIT ASSISTNCE PRG04	4,983	2,776	7,759			0.0 %
146800 FTA SEC5311 NON-URBANIZED AREA		595,843		595,843		0.0 %
146802 FTA RURAL TRNST ASST - RTAP		10,925			10,925	100.0 %
166278 FTA#5309 BUS PRG HI030039 FY06	18,819	(110)	18,709			0.0 %
166280 RURAL TRANSIT ASSTNC PRG06	24,628	(19,917)	4,712			0.0 %
176117 FED TRNS ADM 5311 #HI-18-X025	217,286				217,286	100.0 %
176280 FTA RURAL TRANSIT ASST PRG07	3,666	988	4,654			0.0 %
186280 FTA RURL TRNSIT ASSTN HI18X26	15,561	(14,474)	1,087			0.0 %
196280 FTA RURAL TRNS ASST PRG FFY08	8,835	(5,969)	2,866			0.0 %
<b>650 * TRANSPORTATION</b>	<b>9,487,027</b>	<b>570,062</b>	<b>5,531,302</b>	<b>1,020,069</b>	<b>3,505,719</b>	<b>34.9 %</b>
<b>Fund ** SPECIAL REVENUE FUND</b>	<b>9,487,027</b>	<b>570,062</b>	<b>5,531,302</b>	<b>1,020,069</b>	<b>3,505,719</b>	<b>34.9 %</b>
<b>Dept *** Transportation</b>	<b>9,487,027</b>	<b>570,062</b>	<b>5,531,302</b>	<b>1,020,069</b>	<b>3,505,719</b>	<b>34.9 %</b>
<b>Environmental Management</b>						
106884 EPA MAALAEA OFFSHORE STUDY	31				31	100.0 %
136038 W MAUI RECYCLED WTR SYSTEM EXP	3,201,000		1,138,922	1,391,078	671,000	21.0 %
146906 HYATT/W MAUI RECYCLED WATER		475,476			475,476	100.0 %
146907 STARWOOD/W MAUI RECYCLED WATER		1,863,840			1,863,840	100.0 %



**County of Maui**  
**Statement of Appropriations and Expenditures**  
**Grant Programs**  
**Fiscal Year Ending 6/30/2014 - as of 3/31/2014**

Index * Program ** Fund *** Department	Prior Year Encumbrance / Carryover	Amended Budget / Lapses	Year to Date Expended	Current Encumbrance 03/31/2014	Balance Available	% of Budget Available
<b>550 * WASTEWATER ADMIN PROGRAM</b>	<b>3,201,031</b>	<b>2,339,316</b>	<b>1,138,922</b>	<b>1,391,078</b>	<b>3,010,347</b>	<b>54.3 %</b>
116851 GLASS RECOVERY DOH ASO#11-005	3,250			3,250		0.0 %
116886 USED OIL RECOVERY 06145#10	776				776	100.0 %
126851 GLASS RECOVERY DOH ASO#11-005/1	1,000			1,000		0.0 %
126886 USED OIL RECOVERY 06145#10	31,714			1,047	30,667	96.7 %
136851 GLASS RECOVERY PROGRAM	12,893		12,893			0.0 %
136853 ELECTRONIC DEVICE RECYCLING	8,790		8,790			0.0 %
136886 USED OIL RECOVERY FY2013	11,798		10,578	1,073	147	1.2 %
146900 USED MOTOR OIL COLLECTION PRG		73,333	45,000	15,000	13,333	18.2 %
146903 ELECTRONIC DEVICE RECYCLING		100,000	72,625	27,375		0.0 %
146904 GLASS RECOVERY PROGRAM		67,700	67,700			0.0 %
156854 DEP BEVERAGE CONTAINR DOH-MOL	11,824				11,824	100.0 %
166854 DEP BEVERAGE CONTNR DOH MOL06	123,795				123,795	100.0 %
176886 USED OIL RECOVERY07 ASO06145#2	339				339	100.0 %
186851 GLASS RECOVERY DOH 08-030	4,406				4,406	100.0 %
186886 USED OIL RECOVERY08 ASO06145#5	78,386			91	78,295	99.9 %
196851 GLASS RECOVERY DOH ASO#08-030	31,585				31,585	100.0 %
196886 USED OIL RECOVERY PRG09 #06145	91,810			885	90,925	99.0 %
<b>625 * SOLIDWASTE STATE FUNDS GLASS</b>	<b>412,366</b>	<b>241,033</b>	<b>217,586</b>	<b>49,721</b>	<b>386,092</b>	<b>59.1 %</b>
<b>Fund ** SPECIAL REVENUE FUND</b>	<b>3,613,397</b>	<b>2,580,349</b>	<b>1,356,508</b>	<b>1,440,799</b>	<b>3,396,439</b>	<b>54.8 %</b>
<b>Dept *** Environmental Management</b>	<b>3,613,397</b>	<b>2,580,349</b>	<b>1,356,508</b>	<b>1,440,799</b>	<b>3,396,439</b>	<b>54.8 %</b>
<b>Grand Total</b>	<b>29,576,419</b>	<b>36,873,574</b>	<b>30,994,935</b>	<b>7,187,300</b>	<b>28,267,771</b>	<b>42.5 %</b>




---

## III. Expenditures

---

### III.C. Revolving / Special Programs



**County of Maui**  
**Statement of Appropriations and Expenditures**  
**Revolving/Special Programs**  
**Fiscal Year Ending 6/30/2014 - as of 3/31/2014**


Index		Prior Year	Amended	Year	Current	Balance	% of	
* Program	** Fund	*** Department	Encumbrance / Carryover	Budget / Lapses	to Date Expended	Encumbrance 03/31/2014	Available	Budget Available
<b>Office of the Mayor</b>								
101400	OPEN SPACE/NAT&CULT	RSRC/SCENC	15,316,810	2,233,182	11,731,075		5,818,917	33.2 %
101402	EMERGENCY FUND		20,796,053	3,000,000			23,796,053	100.0 %
<b>030</b>	<b>*</b>	<b>OFFICE OF MAYOR ADMIN PROGRAM</b>	<b>36,112,863</b>	<b>5,233,182</b>	<b>11,731,075</b>	<b>0</b>	<b>29,614,970</b>	<b>71.6 %</b>
101095	RECYCLING GRANT LOAN REVOLVING		127				127	100.0 %
101404	ECONOMIC DEVELOPMENT REVOLVING		1,000,000				1,000,000	100.0 %
<b>040</b>	<b>*</b>	<b>MAYOR ADMIN ECONOMIC DEV PRGMS</b>	<b>1,000,127</b>	<b>0</b>	<b>0</b>	<b>0</b>	<b>1,000,127</b>	<b>100.0 %</b>
<b>Fund</b>	<b>**</b>	<b>SPECIAL REVENUE FUND</b>	<b>37,112,990</b>	<b>5,233,182</b>	<b>11,731,075</b>	<b>0</b>	<b>30,615,097</b>	<b>72.3 %</b>
<b>Dept</b>	<b>***</b>	<b>Office of the Mayor</b>	<b>37,112,990</b>	<b>5,233,182</b>	<b>11,731,075</b>	<b>0</b>	<b>30,615,097</b>	<b>72.3 %</b>
<b>Finance</b>								
101002	POST-EMPLOYMENT BENEFITS-OPEB		78,962,811	18,000,000			96,962,811	100.0 %
<b>170</b>	<b>*</b>	<b>COUNTY WIDE COSTS PROGRAM</b>	<b>78,962,811</b>	<b>18,000,000</b>	<b>0</b>	<b>0</b>	<b>96,962,811</b>	<b>100.0 %</b>
<b>Fund</b>	<b>**</b>	<b>SPECIAL REVENUE FUND</b>	<b>78,962,811</b>	<b>18,000,000</b>	<b>0</b>	<b>0</b>	<b>96,962,811</b>	<b>100.0 %</b>
<b>Dept</b>	<b>***</b>	<b>Finance</b>	<b>78,962,811</b>	<b>18,000,000</b>	<b>0</b>	<b>0</b>	<b>96,962,811</b>	<b>100.0 %</b>
<b>Fire and Public Safety</b>								
101063	FIRE HAZARD REMOVAL REVOLVING		3,394				3,394	100.0 %
<b>230</b>	<b>*</b>	<b>FIRE CONTROL TRAINING PROGRAM</b>	<b>3,394</b>	<b>0</b>	<b>0</b>	<b>0</b>	<b>3,394</b>	<b>100.0 %</b>
101075	FIRE PLAN REVIEW FEES		569,229	310,556	154,546		725,239	82.4 %
<b>250</b>	<b>*</b>	<b>FIRE PREVENTION PROGRAM</b>	<b>569,229</b>	<b>310,556</b>	<b>154,546</b>	<b>0</b>	<b>725,239</b>	<b>82.4 %</b>
<b>Fund</b>	<b>**</b>	<b>SPECIAL REVENUE FUND</b>	<b>572,623</b>	<b>310,556</b>	<b>154,546</b>	<b>0</b>	<b>728,633</b>	<b>82.5 %</b>
<b>Dept</b>	<b>***</b>	<b>Fire and Public Safety</b>	<b>572,623</b>	<b>310,556</b>	<b>154,546</b>	<b>0</b>	<b>728,633</b>	<b>82.5 %</b>
<b>Liquor Control</b>								
101139	LIQUOR EDUCATION FUNDS		311,556	74,360	6,693		379,223	98.3 %
<b>200</b>	<b>*</b>	<b>LIQUOR CONTROL GENERAL PROG</b>	<b>311,556</b>	<b>74,360</b>	<b>6,693</b>	<b>0</b>	<b>379,223</b>	<b>98.3 %</b>
<b>Fund</b>	<b>**</b>	<b>SPECIAL REVENUE FUND</b>	<b>311,556</b>	<b>74,360</b>	<b>6,693</b>	<b>0</b>	<b>379,223</b>	<b>98.3 %</b>
<b>Dept</b>	<b>***</b>	<b>Liquor Control</b>	<b>311,556</b>	<b>74,360</b>	<b>6,693</b>	<b>0</b>	<b>379,223</b>	<b>98.3 %</b>

**County of Maui**  
**Statement of Appropriations and Expenditures**  
**Revolving/Special Programs**  
**Fiscal Year Ending 6/30/2014 - as of 3/31/2014**

Index		Prior Year	Amended	Year	Current	Balance	% of	
* Program	** Fund	*** Department	Encumbrance / Carryover	Budget / Lapses	to Date Expended	Encumbrance 03/31/2014	Available	Budget Available
<b>Housing and Human Concerns</b>								
101025			212,515	23,970	36,172	13,802	186,511	78.9 %
<b>300</b>	<b>*</b>	<b>HSG &amp; HUMAN CONCERNS ADM PROG</b>	<b>212,515</b>	<b>23,970</b>	<b>36,172</b>	<b>13,802</b>	<b>186,511</b>	<b>78.9 %</b>
101001			9,267,913	8,932,726	3,829,595	3,163,450	11,207,594	61.6 %
101004			3,909,037				3,909,037	100.0 %
101013			509,754	259,216	549,790	148,444	70,736	9.2 %
101017			61,759	139,582	142,497	4,860	53,984	26.8 %
101030			5,735				5,735	100.0 %
101055			17,755				17,755	100.0 %
101089			52,775				52,775	100.0 %
<b>310</b>	<b>*</b>	<b>HOUSING PROGRAM</b>	<b>13,824,728</b>	<b>9,331,524</b>	<b>4,521,882</b>	<b>3,316,754</b>	<b>15,317,616</b>	<b>66.1 %</b>
101246			281,838				281,838	100.0 %
<b>320</b>	<b>*</b>	<b>HUMAN CONCERNS PROGRAM</b>	<b>281,838</b>	<b>0</b>	<b>0</b>	<b>0</b>	<b>281,838</b>	<b>100.0 %</b>
<b>Fund</b>	<b>**</b>	<b>SPECIAL REVENUE FUND</b>	<b>14,319,081</b>	<b>9,355,494</b>	<b>4,558,054</b>	<b>3,330,556</b>	<b>15,785,965</b>	<b>66.7 %</b>
951465				317,410	317,406		4	0.0 %
951730				14,902	14,902			0.0 %
<b>310</b>	<b>*</b>	<b>HOUSING PROGRAM</b>	<b>0</b>	<b>332,312</b>	<b>332,308</b>	<b>0</b>	<b>4</b>	<b>0.0 %</b>
<b>Fund</b>	<b>**</b>	<b>ENTERPRISE FUND</b>	<b>0</b>	<b>332,312</b>	<b>332,308</b>	<b>0</b>	<b>4</b>	<b>0.0 %</b>
<b>Dept</b>	<b>***</b>	<b>Housing and Human Concerns</b>	<b>14,319,081</b>	<b>9,687,806</b>	<b>4,890,362</b>	<b>3,330,556</b>	<b>15,785,969</b>	<b>65.8 %</b>
<b>Parks and Recreation</b>								
101401			301,653	79,000	19,886	7,442	353,324	92.8 %
<b>340</b>	<b>*</b>	<b>PARKS &amp; REC ADMIN PROG</b>	<b>301,653</b>	<b>79,000</b>	<b>19,886</b>	<b>7,442</b>	<b>353,324</b>	<b>92.8 %</b>
101113			767,568	578,006	243,543	48,583	1,053,447	78.3 %
<b>350</b>	<b>*</b>	<b>PARK MAINTENANCE PROGRAM</b>	<b>767,568</b>	<b>578,006</b>	<b>243,543</b>	<b>48,583</b>	<b>1,053,447</b>	<b>78.3 %</b>
<b>Fund</b>	<b>**</b>	<b>SPECIAL REVENUE FUND</b>	<b>1,069,221</b>	<b>657,006</b>	<b>263,429</b>	<b>56,025</b>	<b>1,406,771</b>	<b>81.5 %</b>
<b>Dept</b>	<b>***</b>	<b>Parks and Recreation</b>	<b>1,069,221</b>	<b>657,006</b>	<b>263,429</b>	<b>56,025</b>	<b>1,406,771</b>	<b>81.5 %</b>
<b>Public Works</b>								
101303			3,429,612	1,464,037	651,327	76,157	4,166,166	85.1 %

**County of Maui**  
**Statement of Appropriations and Expenditures**  
**Revolving/Special Programs**  
**Fiscal Year Ending 6/30/2014 - as of 3/31/2014**

Index * Program ** Fund *** Department	Prior Year Encumbrance / Carryover	Amended Budget / Lapses	Year to Date Expended	Current Encumbrance 03/31/2014	Balance Available	% of Budget Available
101311 SUBDIVISION CONSTRN REVOLVING	385,463	4,000			389,463	100.0 %
<b>460 * DEVELOPMENT SERVICES ADMINSTRN</b>	<b>3,815,075</b>	<b>1,468,037</b>	<b>651,327</b>	<b>76,157</b>	<b>4,555,629</b>	<b>86.2 %</b>
<b>Fund ** SPECIAL REVENUE FUND</b>	<b>3,815,075</b>	<b>1,468,037</b>	<b>651,327</b>	<b>76,157</b>	<b>4,555,629</b>	<b>86.2 %</b>
<b>Dept *** Public Works</b>	<b>3,815,075</b>	<b>1,468,037</b>	<b>651,327</b>	<b>76,157</b>	<b>4,555,629</b>	<b>86.2 %</b>
<b>Environmental Management</b>						
101117 COMMUNITY WORK DAY - PROVISO	17,000	340,000	144,500	42,500	170,000	47.6 %
<b>542 * ENV PROTECTION &amp; SUBSTAINABILI</b>	<b>17,000</b>	<b>340,000</b>	<b>144,500</b>	<b>42,500</b>	<b>170,000</b>	<b>47.6 %</b>
101253 NASKA PUMP STATION	3,819		1,976	298	1,545	40.5 %
<b>550 * WASTEWATER ADMIN PROGRAM</b>	<b>3,819</b>	<b>0</b>	<b>1,976</b>	<b>298</b>	<b>1,545</b>	<b>40.5 %</b>
101150 HWY BEAUT-ABAND VEH PROG	1,127,250	1,450,618	527,208	152,447	1,898,214	73.6 %
<b>640 * ABANDONED VEH/SCRAP METAL PRGR</b>	<b>1,127,250</b>	<b>1,450,618</b>	<b>527,208</b>	<b>152,447</b>	<b>1,898,214</b>	<b>73.6 %</b>
<b>Fund ** SPECIAL REVENUE FUND</b>	<b>1,148,069</b>	<b>1,790,618</b>	<b>673,684</b>	<b>195,245</b>	<b>2,069,759</b>	<b>70.4 %</b>
<b>Dept *** Environmental Management</b>	<b>1,148,069</b>	<b>1,790,618</b>	<b>673,684</b>	<b>195,245</b>	<b>2,069,759</b>	<b>70.4 %</b>
<b>Grand Total</b>	<b>137,311,426</b>	<b>37,221,565</b>	<b>18,371,116</b>	<b>3,657,983</b>	<b>152,503,892</b>	<b>87.4 %</b>






---

# IV. Capital Improvement Program by District

---

## IV. Capital Improvements Program by District



**County of Maui**  
**Statement of Appropriations and Expenditures**  
**Capital Improvement Program by District**  
**Fiscal Year Ending 6/30/2014 - as of 3/31/2014**

01	Hana	Prior Year	Amended	Year	Current	Balance	% of
Index	Activity ** Program *** District	Encumbrance	Budget /	to Date	Encumbrance	Available	Budget
*	**	/ Carryover	Lapses	Expended	03/31/2014	Available	Available
324200	NAHIKU COMMUNITY CENTER	146,927			146,927		0.0 %
<b>92090</b>	<b>* NAHIKU COMMUNITY CENTER</b>	<b>146,927</b>	<b>0</b>	<b>0</b>	<b>146,927</b>	<b>0</b>	<b>0.0 %</b>
<b>903</b>	<b>** GOVERNMENT FACILITIES</b>	<b>146,927</b>	<b>0</b>	<b>0</b>	<b>146,927</b>	<b>0</b>	<b>0.0 %</b>
304002	PAANI MAI PRK DRAINAGE SYSTEM	37,606			37,606		0.0 %
<b>90101</b>	<b>* Paani mai park</b>	<b>37,606</b>	<b>0</b>	<b>0</b>	<b>37,606</b>	<b>0</b>	<b>0.0 %</b>
324026	PA'ANI MAI PARK IMPROVEMENTS	1,529			1,529		0.0 %
<b>92001</b>	<b>* PA'ANI MAI PARK IMPROVEMENTS</b>	<b>1,529</b>	<b>0</b>	<b>0</b>	<b>1,529</b>	<b>0</b>	<b>0.0 %</b>
331101	NAHIKU COMMUNITY CENTER	280,000		735	279,266		0.0 %
<b>93001</b>	<b>* NAHIKU COMMUNITY CENTER</b>	<b>280,000</b>	<b>0</b>	<b>735</b>	<b>279,266</b>	<b>0</b>	<b>0.0 %</b>
345301	HELENE HALL IMPROVEMENTS		165,000			165,000	100.0 %
<b>94001</b>	<b>* HELENE HALL IMPROVEMENT</b>	<b>0</b>	<b>165,000</b>	<b>0</b>	<b>0</b>	<b>165,000</b>	<b>100.0 %</b>
345302	NAHIKU COMMUNITY CENTER		600,000		475,786	124,214	20.7 %
<b>94002</b>	<b>* NAHIKU COMMUNITY CENTER</b>	<b>0</b>	<b>600,000</b>	<b>0</b>	<b>475,786</b>	<b>124,214</b>	<b>20.7 %</b>
345391	HANA BALLFIELD		190,000			190,000	100.0 %
<b>94106</b>	<b>* HANA BALLFIELD</b>	<b>0</b>	<b>190,000</b>	<b>0</b>	<b>0</b>	<b>190,000</b>	<b>100.0 %</b>
<b>904</b>	<b>** PARKS &amp; RECREATION</b>	<b>319,135</b>	<b>955,000</b>	<b>735</b>	<b>794,187</b>	<b>479,214</b>	<b>37.6 %</b>
519250	HANEOO ROAD WATERLINE	6,432			6,432		0.0 %
<b>70024</b>	<b>* PIPELINE REPLACEMENT</b>	<b>6,432</b>	<b>0</b>	<b>0</b>	<b>6,432</b>	<b>0</b>	<b>0.0 %</b>
543110	KEANAE WELL #2	7,076	(7,076)		7,076	(7,076)	-
547140	KEANAE WELL 2 EXPLORATORY	892			892		0.0 %
<b>70026</b>	<b>* RELIABILITY</b>	<b>7,968</b>	<b>(7,076)</b>	<b>0</b>	<b>7,968</b>	<b>(7,076)</b>	<b>(793.3)%</b>
540260	HANA SOURCE IMPROVEMENTS-DES.	59,779		24,545	35,234		0.0 %

**County of Maui**  
**Statement of Appropriations and Expenditures**  
**Capital Improvement Program by District**  
**Fiscal Year Ending 6/30/2014 - as of 3/31/2014**

01	Hana Index * Activity ** Program *** District	Prior Year Encumbrance / Carryover	Amended Budget / Lapses	Year to Date Expended	Current Encumbrance 03/31/2014	Balance Available	% of Budget Available
<b>90184</b>	<b>* Hana source improvements</b>	<b>59,779</b>	<b>0</b>	<b>24,545</b>	<b>35,234</b>	<b>0</b>	<b>0.0 %</b>
531060	HANA SOURCE IMPVMENTS-WAKIU WL	117,125		92,518	24,607		0.0 %
<b>91053</b>	<b>* Hana source improvements</b>	<b>117,125</b>	<b>0</b>	<b>92,518</b>	<b>24,607</b>	<b>0</b>	<b>0.0 %</b>
542270	HANA SOURCE IMPROVEMENTS	96,975		96,975			0.0 %
582130	HANA SOURCE IMPROVEMENTS	86,000		26,691	59,309		0.0 %
<b>92073</b>	<b>* HANA SOURCE IMPROVEMENTS</b>	<b>182,975</b>	<b>0</b>	<b>123,666</b>	<b>59,309</b>	<b>0</b>	<b>0.0 %</b>
533110	WAKIU WELL REPLCMT DEVLPT PROJ	1,850,000			1,629,263	220,737	11.9 %
<b>93074</b>	<b>* WAKIU WELL REPLACEMENT DEVT</b>	<b>1,850,000</b>	<b>0</b>	<b>0</b>	<b>1,629,263</b>	<b>220,737</b>	<b>11.9 %</b>
524300	Hamoia Koali Waterline Impvts	16,344			16,344		0.0 %
<b>94000</b>	<b>* FY 2004 &amp; 1994 CIP Projects</b>	<b>16,344</b>	<b>0</b>	<b>0</b>	<b>16,344</b>	<b>0</b>	<b>0.0 %</b>
548300	HANA SOURCE DEV - HAMOA WELL	62,065		62,065			0.0 %
<b>98109</b>	<b>* HANA SOURCE DEVELOP-HAMOA WELL</b>	<b>62,065</b>	<b>0</b>	<b>62,065</b>	<b>0</b>	<b>0</b>	<b>0.0 %</b>
<b>905</b>	<b>** WATER SUPPLY</b>	<b>2,302,688</b>	<b>(7,076)</b>	<b>302,794</b>	<b>1,779,157</b>	<b>213,661</b>	<b>9.3 %</b>
307022	KOUKOUAI BRIDGE REHABILITATN	192,000			192,000		0.0 %
<b>90121</b>	<b>* Koukouai bridge rehabilitation</b>	<b>192,000</b>	<b>0</b>	<b>0</b>	<b>192,000</b>	<b>0</b>	<b>0.0 %</b>
317003	HANA DISTRICT RD RESURFACING	78,923			78,923		0.0 %
<b>91000</b>	<b>* FY 2001 CIP projects</b>	<b>78,923</b>	<b>0</b>	<b>0</b>	<b>78,923</b>	<b>0</b>	<b>0.0 %</b>
317024	WAIOHONU BRIDGE REPLACEMENT	148,696		148,696			0.0 %
<b>91007</b>	<b>* Waiohonu bridge rehabilitation</b>	<b>148,696</b>	<b>0</b>	<b>148,696</b>	<b>0</b>	<b>0</b>	<b>0.0 %</b>
317200	KAHOLOPOO BRIDGE REPLACEMNT	599,424		278,368	321,056		0.0 %
<b>91068</b>	<b>* Kaholopoo bridge replacement</b>	<b>599,424</b>	<b>0</b>	<b>278,368</b>	<b>321,056</b>	<b>0</b>	<b>0.0 %</b>
317201	PAPAHAWAHAWA BRIDGE REPLACMNT	4,823			4,823		0.0 %

**County of Maui**  
**Statement of Appropriations and Expenditures**  
**Capital Improvement Program by District**  
**Fiscal Year Ending 6/30/2014 - as of 3/31/2014**

01	Hana	Prior Year	Amended	Year	Current	Balance	% of
Index	Activity ** Program *** District	Encumbrance	Budget /	to Date	Encumbrance	Available	Budget
		/ Carryover	Lapses	Expended	03/31/2014		Available
<b>91069</b>	<b>* Papahawahawa bridge replacmnt</b>	<b>4,823</b>	<b>0</b>	<b>0</b>	<b>4,823</b>	<b>0</b>	<b>0.0 %</b>
317501	PAPAHAWAHAWA BRDGE RPL#0900(4)	1,594,061				1,594,061	100.0 %
317505	WAIOHONU BRIDGE REPL BR0900(68)	951,011		119,344	209,108	622,559	65.5 %
<b>91099</b>	<b>* State/Fed/Private FY2001/2011</b>	<b>2,545,072</b>	<b>0</b>	<b>119,344</b>	<b>209,108</b>	<b>2,216,620</b>	<b>87.1 %</b>
327500	KAHOOLOPOO BRDGE RPL BR090078	1,672,105		517,022	622,543	532,540	31.8 %
<b>92099</b>	<b>* State/Fed/Private FY2002/2012</b>	<b>1,672,105</b>	<b>0</b>	<b>517,022</b>	<b>622,543</b>	<b>532,540</b>	<b>31.8 %</b>
367002	PAIHI BRIDGE REPLACEMENT	267	(267)				-
<b>96033</b>	<b>* Paihi bridge replacement</b>	<b>267</b>	<b>(267)</b>	<b>0</b>	<b>0</b>	<b>0</b>	<b>- -</b>
377002	PAPAAHAWAHAWA BRIDGE RPCT (C)	128,004		22,924	105,081		0.0 %
<b>97000</b>	<b>* FY 1997 CIP projects</b>	<b>128,004</b>	<b>0</b>	<b>22,924</b>	<b>105,081</b>	<b>0</b>	<b>0.0 %</b>
377017	HANA DISTR ROAD RESURFACING	53,410	(53,410)				-
<b>97042</b>	<b>* HANA DISTRICT ROAD RESURFACING</b>	<b>53,410</b>	<b>(53,410)</b>	<b>0</b>	<b>0</b>	<b>0</b>	<b>- -</b>
377501	PAIHI BRIDGE REPL BR0900-61	57,332	(57,332)				-
<b>97099</b>	<b>* State/federal/private 97 &amp; 07</b>	<b>57,332</b>	<b>(57,332)</b>	<b>0</b>	<b>0</b>	<b>0</b>	<b>- -</b>
397021	HANA DISTRICT ROAD RESURFACNG	8,548			8,548		0.0 %
<b>99022</b>	<b>* HANA DISTRICT ROAD RESURFACING</b>	<b>8,548</b>	<b>0</b>	<b>0</b>	<b>8,548</b>	<b>0</b>	<b>0.0 %</b>
<b>907</b>	<b>** ROADS</b>	<b>5,488,604</b>	<b>(111,009)</b>	<b>1,086,354</b>	<b>1,542,082</b>	<b>2,749,160</b>	<b>51.1 %</b>
328203	HANA LANDFILL DETENTION POND	6,821		6,821			0.0 %
<b>92028</b>	<b>* HANA LANDFILL DETENTION POND</b>	<b>6,821</b>	<b>0</b>	<b>6,821</b>	<b>0</b>	<b>0</b>	<b>0.0 %</b>
328002	HANA LANDFILL GROUNDWATR MNTRG	2,592		2,592			0.0 %
<b>92062</b>	<b>* HANA LANDFILL GRNDWTR M WELL</b>	<b>2,592</b>	<b>0</b>	<b>2,592</b>	<b>0</b>	<b>0</b>	<b>0.0 %</b>
331240	HANA LANDFILL DETENTION POND	1,009,192		1,009,192			0.0 %

**County of Maui**  
**Statement of Appropriations and Expenditures**  
**Capital Improvement Program by District**  
**Fiscal Year Ending 6/30/2014 - as of 3/31/2014**

01	Hana	Prior Year	Amended	Year	Current	Balance	% of
Index	Activity ** Program *** District	Encumbrance	Budget /	to Date	Encumbrance	Available	Budget
* Activity ** Program *** District		/ Carryover	Lapses	Expended	03/31/2014		Available
93040	* HANA LANDFILL DETENTION POND	1,009,192	0	1,009,192	0	0	0.0 %
908	** SOLID WASTE FACILITIES	1,018,605	0	1,018,605	0	0	0.0 %
District ***	Hana	<u>9,275,959</u>	<u>836,915</u>	<u>2,408,488</u>	<u>4,262,353</u>	<u>3,442,035</u>	<u>34.0 %</u>

**County of Maui**  
**Statement of Appropriations and Expenditures**  
**Capital Improvement Program by District**  
**Fiscal Year Ending 6/30/2014 - as of 3/31/2014**

02	Paia-Haiku	Prior Year	Amended	Year	Current	Balance	% of
Index	Activity ** Program *** District	Encumbrance	Budget /	to Date	Encumbrance	Available	Budget
*	**	/	Lapses	Expended	03/31/2014	0	Available
321201	HAIKU ROAD DRAINAGE IMPROVMNTS	114,125		54,137	59,988		0.0 %
321212	HAIKU RD DRAINAGE IMPROVEMNT	1,885,875			1,885,875		0.0 %
<b>92029</b>	<b>* HAIKU ROAD DRAINAGE IMPRVMNTS</b>	<b>2,000,000</b>	<b>0</b>	<b>54,137</b>	<b>1,945,863</b>	<b>0</b>	<b>0.0 %</b>
<b>901</b>	<b>** DRAINAGE</b>	<b>2,000,000</b>	<b>0</b>	<b>54,137</b>	<b>1,945,863</b>	<b>0</b>	<b>0.0 %</b>
345303	PAIA FIRE STATION REPLACEMENT		5,000			5,000	100.0 %
<b>94003</b>	<b>* PAIA FIRE STATION REPLACEMENT</b>	<b>0</b>	<b>5,000</b>	<b>0</b>	<b>0</b>	<b>5,000</b>	<b>100.0 %</b>
383010	HAIKU FIRE STATION	52,103			52,103		0.0 %
<b>98003</b>	<b>* Haiku fire station</b>	<b>52,103</b>	<b>0</b>	<b>0</b>	<b>52,103</b>	<b>0</b>	<b>0.0 %</b>
393201	HAIKU FIRE STATION	129,977			129,977		0.0 %
<b>99044</b>	<b>* HAIKU FIRE STATION</b>	<b>129,977</b>	<b>0</b>	<b>0</b>	<b>129,977</b>	<b>0</b>	<b>0.0 %</b>
<b>903</b>	<b>** GOVERNMENT FACILITIES</b>	<b>182,080</b>	<b>5,000</b>	<b>0</b>	<b>182,080</b>	<b>5,000</b>	<b>2.7 %</b>
304003	BALDWIN PARK IMPROVEMENT	25,406		15,023	10,383		0.0 %
<b>90102</b>	<b>* Baldwin park impr/Paia gym imp</b>	<b>25,406</b>	<b>0</b>	<b>15,023</b>	<b>10,383</b>	<b>0</b>	<b>0.0 %</b>
331102	BALDWIN PARK IMPROVEMENTS	309,991		309,991			0.0 %
<b>93002</b>	<b>* BALDWIN PARK IMPROVEMENTS</b>	<b>309,991</b>	<b>0</b>	<b>309,991</b>	<b>0</b>	<b>0</b>	<b>0.0 %</b>
331155	BALDWIN PARK IMPROVEMENTS	49,886	(11,705)	28,628	9,553		0.0 %
<b>93055</b>	<b>* BALDWIN PARK IMPROVEMENTS</b>	<b>49,886</b>	<b>(11,705)</b>	<b>28,628</b>	<b>9,553</b>	<b>0</b>	<b>0.0 %</b>
345304	KALAKUPUA PLAYGROUND		150,000			150,000	100.0 %
<b>94004</b>	<b>* KALAKUPUA PLAYGROUND</b>	<b>0</b>	<b>150,000</b>	<b>0</b>	<b>0</b>	<b>150,000</b>	<b>100.0 %</b>
<b>904</b>	<b>** PARKS &amp; RECREATION</b>	<b>385,283</b>	<b>138,295</b>	<b>353,642</b>	<b>19,936</b>	<b>150,000</b>	<b>28.6 %</b>
587110	EAST MAUI SOURCE DEV-HPOKO WEL	9,615			9,615		0.0 %
<b>70021</b>	<b>* IAO AQUIFER</b>	<b>9,615</b>	<b>0</b>	<b>0</b>	<b>9,615</b>	<b>0</b>	<b>0.0 %</b>

**County of Maui**  
**Statement of Appropriations and Expenditures**  
**Capital Improvement Program by District**  
**Fiscal Year Ending 6/30/2014 - as of 3/31/2014**

02	Paia-Haiku	Prior Year Encumbrance / Carryover	Amended Budget / Lapses	Year to Date Expended	Current Encumbrance 03/31/2014	Balance Available	% of Budget Available
Index	* Activity ** Program *** District						
568022	HAIKU/KAUHIKOA TANK	11,568			11,568		0.0 %
<b>70023</b>	<b>* STORAGE</b>	<b>11,568</b>	<b>0</b>	<b>0</b>	<b>11,568</b>	<b>0</b>	<b>0.0 %</b>
522820	PAIA-HAIKU DISTRIBUTN SYS IMPR	13,789		6,232	7,557		0.0 %
<b>92081</b>	<b>* PAIA-HAIKU DISTRIBUTN SYS IMPR</b>	<b>13,789</b>	<b>0</b>	<b>6,232</b>	<b>7,557</b>	<b>0</b>	<b>0.0 %</b>
533120	PAIA-KUAU WATER SYST IMPRV PRJ	3,000,000		58,748	639,596	2,301,656	76.7 %
<b>93075</b>	<b>* PAIA-KUAU WATER SYSTEM IMP</b>	<b>3,000,000</b>	<b>0</b>	<b>58,748</b>	<b>639,596</b>	<b>2,301,656</b>	<b>76.7 %</b>
549360	HAIKU SOURCE DEVELOPMENT	715,850			715,850		0.0 %
<b>99085</b>	<b>* HAIKU SOURCE/PAIA-HAIKU TANK</b>	<b>715,850</b>	<b>0</b>	<b>0</b>	<b>715,850</b>	<b>0</b>	<b>0.0 %</b>
<b>905</b>	<b>** WATER SUPPLY</b>	<b>3,750,822</b>	<b>0</b>	<b>64,980</b>	<b>1,384,186</b>	<b>2,301,656</b>	<b>61.4 %</b>
317035	BALDWIN AVE BIKEWAY/GREENWAY	141,188			141,188		0.0 %
<b>91016</b>	<b>* Baldwin ave bway/greenway</b>	<b>141,188</b>	<b>0</b>	<b>0</b>	<b>141,188</b>	<b>0</b>	<b>0.0 %</b>
327035	NORTH SHORE GREENWAY IMPRVMTS	70,917		70,917			0.0 %
<b>92025</b>	<b>* NORTH SHORE GREENWAY IMPRVMTS</b>	<b>70,917</b>	<b>0</b>	<b>70,917</b>	<b>0</b>	<b>0</b>	<b>0.0 %</b>
345100	BALDWIN AVE RESURFACING PH-1		340,000			340,000	100.0 %
<b>94100</b>	<b>* BALDWIN AVE RESURFACING PH-1</b>	<b>0</b>	<b>340,000</b>	<b>0</b>	<b>0</b>	<b>340,000</b>	<b>100.0 %</b>
387201	BALDWIN AVENUE BIKE PATH	5,861			5,861		0.0 %
<b>98067</b>	<b>* Baldwin avenue bike path</b>	<b>5,861</b>	<b>0</b>	<b>0</b>	<b>5,861</b>	<b>0</b>	<b>0.0 %</b>
397051	HAIKU ROAD EMERGENCY IMPRVMTS	8,524		8,524			0.0 %
<b>99096</b>	<b>* Haiku road emergency improvmts</b>	<b>8,524</b>	<b>0</b>	<b>8,524</b>	<b>0</b>	<b>0</b>	<b>0.0 %</b>
<b>907</b>	<b>** ROADS</b>	<b>226,490</b>	<b>340,000</b>	<b>79,441</b>	<b>147,049</b>	<b>340,000</b>	<b>60.0 %</b>
331159	PAIA FORCE MAIN REPLACEMENT	560,000		153,083	406,917		0.0 %
<b>93059</b>	<b>* PAIA FORCE MAIN REPLACEMENT</b>	<b>560,000</b>	<b>0</b>	<b>153,083</b>	<b>406,917</b>	<b>0</b>	<b>0.0 %</b>



**County of Maui**  
**Statement of Appropriations and Expenditures**  
**Capital Improvement Program by District**  
**Fiscal Year Ending 6/30/2014 - as of 3/31/2014**

02	Paia-Haiku	Prior Year	Amended	Year	Current	Balance	% of
Index	* Activity ** Program *** District	Encumbrance	Budget /	to Date	Encumbrance	Available	Budget
*	**	/ Carryover	Lapses	Expended	03/31/2014	Available	Available
909	** WASTEWATER FACILITIES	560,000	0	153,083	406,917	0	0.0 %
District ***	Paia-Haiku	<u>7,104,675</u>	<u>483,295</u>	<u>705,283</u>	<u>4,086,031</u>	<u>2,796,656</u>	<u>36.9 %</u>

**County of Maui**  
**Statement of Appropriations and Expenditures**  
**Capital Improvement Program by District**  
**Fiscal Year Ending 6/30/2014 - as of 3/31/2014**

03	Makawao-Pukalani-Kula	Prior Year	Amended	Year	Current	Balance	% of
Index	Activity ** Program *** District	Encumbrance	Budget /	to Date	Encumbrance	Available	Budget
*	**	/ Carryover	Lapses	Expended	03/31/2014	Available	Available
363003	KULA AGRICULTURAL PARK	179,325			179,325		0.0 %
<b>96003</b>	<b>* Kula Agricultural Park</b>	<b>179,325</b>	<b>0</b>	<b>0</b>	<b>179,325</b>	<b>0</b>	<b>0.0 %</b>
<b>903</b>	<b>** GOVERNMENT FACILITIES</b>	<b>179,325</b>	<b>0</b>	<b>0</b>	<b>179,325</b>	<b>0</b>	<b>0.0 %</b>
324027	SUN YAT SEN PARK	11,130		915	10,215		0.0 %
<b>92002</b>	<b>* SUN YAT SEN PARK</b>	<b>11,130</b>	<b>0</b>	<b>915</b>	<b>10,215</b>	<b>0</b>	<b>0.0 %</b>
345305	SUN YAT SEN PARK		120,000		120,000		0.0 %
<b>94005</b>	<b>* SUN YAT SEN PARK</b>	<b>0</b>	<b>120,000</b>	<b>0</b>	<b>120,000</b>	<b>0</b>	<b>0.0 %</b>
<b>904</b>	<b>** PARKS &amp; RECREATION</b>	<b>11,130</b>	<b>120,000</b>	<b>915</b>	<b>130,215</b>	<b>0</b>	<b>0.0 %</b>
520590	DROUGHT EMERGENCY PROJECT	12,358	(8,113)		12,358	(8,113)	(191.1)%
520610	LOWER KULA TANK & BP STATION	14,933			14,933		0.0 %
521490	LOWER KULA BOOSTER PUMP & TANK	14,320			14,320		0.0 %
569110	WAIHULI TANK ENLARGEMENT	3,441			3,441		0.0 %
<b>70022</b>	<b>* DROUGHT</b>	<b>45,052</b>	<b>(8,113)</b>	<b>0</b>	<b>45,052</b>	<b>(8,113)</b>	<b>(22)%</b>
526080	UPPER KULA .5MG TANK	7,313			7,313		0.0 %
540130	ALAE TANK REPLACEMENT	33,665	(33,665)		33,665	(33,665)	-
567110	ALAE TANK DESIGN	72,826	(72,826)		72,826	(72,826)	-
<b>70023</b>	<b>* STORAGE</b>	<b>113,804</b>	<b>(106,491)</b>	<b>0</b>	<b>113,804</b>	<b>(106,491)</b>	<b>(1456.2)%</b>
521460	UPPER KULA-KAONOULU TRANS LINE	92,940				92,940	100.0 %
523170	UPPER KULA TRANSMISSION IMPVTS	33,349			33,349		0.0 %
<b>70024</b>	<b>* PIPELINE REPLACEMENT</b>	<b>126,289</b>	<b>0</b>	<b>0</b>	<b>33,349</b>	<b>92,940</b>	<b>73.6 %</b>
530130	OMAOPIO #2 MIDDLE TANK-40K GAL	345,098		222,393	122,705		0.0 %
<b>90180</b>	<b>* Mak/Puk/Kul distribtn sys impr</b>	<b>345,098</b>	<b>0</b>	<b>222,393</b>	<b>122,705</b>	<b>0</b>	<b>0.0 %</b>
530150	KAMOLE WTP HIGHLIFT PUMPS REFB	28,236		28,236			0.0 %

**County of Maui**  
**Statement of Appropriations and Expenditures**  
**Capital Improvement Program by District**  
**Fiscal Year Ending 6/30/2014 - as of 3/31/2014**

03	Makawao-Pukalani-Kula	Prior Year	Amended	Year	Current	Balance	% of
Index	Activity ** Program *** District	Encumbrance	Budget /	to Date	Encumbrance	Available	Budget
		/ Carryover	Lapses	Expended	03/31/2014		Available
<b>90181</b>	<b>* Mak/Puk/Kula trtmnt plant impr</b>	<b>28,236</b>	<b>0</b>	<b>28,236</b>	<b>0</b>	<b>0</b>	<b>0.0 %</b>
540270	WAIKAMOI FLUME IMPROVEMENTS	16,361		2,181	14,179		0.0 %
<b>90185</b>	<b>* Mak/Puk/Kul distribtn sys impr</b>	<b>16,361</b>	<b>0</b>	<b>2,181</b>	<b>14,179</b>	<b>0</b>	<b>0.0 %</b>
541160	KAMAOLE TANK REPLACE-DESIGN	15,354		1,984	13,370		0.0 %
541170	PHASE 10 PUMP UPGRADES-DESIGN	382,635			382,635		0.0 %
<b>91058</b>	<b>* Mak/Puk/Kula distrbtn sys impr</b>	<b>397,989</b>	<b>0</b>	<b>1,984</b>	<b>396,005</b>	<b>0</b>	<b>0.0 %</b>
532120	OLINDA WTP RELINE SED BASIN	1,283,418		15,767	1,267,651		0.0 %
<b>92064</b>	<b>* OLINDA WATER TRTMNT PLANT</b>	<b>1,283,418</b>	<b>0</b>	<b>15,767</b>	<b>1,267,651</b>	<b>0</b>	<b>0.0 %</b>
532140	WAIKAMOI FLUME REPLACEMENTS	5,704,781		5,519,728	185,053		0.0 %
<b>92066</b>	<b>* WAIKAMOI FLUME IMPROVEMENTS</b>	<b>5,704,781</b>	<b>0</b>	<b>5,519,728</b>	<b>185,053</b>	<b>0</b>	<b>0.0 %</b>
522830	MAK-PUK-KULA DISTRI SYS IMPROV	208,564			208,564		0.0 %
<b>92082</b>	<b>* MAK/PUK/KULA DISTRIBUTION SYS I</b>	<b>208,564</b>	<b>0</b>	<b>0</b>	<b>208,564</b>	<b>0</b>	<b>0.0 %</b>
522840	MAK-PUK-KULA TRTMNT PLNT IMPRV	119,186		33,907	85,279		0.0 %
<b>92083</b>	<b>* MAK/PUK/KULA TREATMNT PLNT IMP</b>	<b>119,186</b>	<b>0</b>	<b>33,907</b>	<b>85,279</b>	<b>0</b>	<b>0.0 %</b>
502020	KAMAOLE TANK REPLACEMENT	2,000,000		231,585	1,768,415		0.0 %
<b>92088</b>	<b>* KAMAOLE TANK REPLACEMENT</b>	<b>2,000,000</b>	<b>0</b>	<b>231,585</b>	<b>1,768,415</b>	<b>0</b>	<b>0.0 %</b>
533130	HALIIMAILE TANK REPLACMENT	700,000		25,833	674,167		0.0 %
<b>93076</b>	<b>* HALIIMAILE TANK REPLACEMENT</b>	<b>700,000</b>	<b>0</b>	<b>25,833</b>	<b>674,167</b>	<b>0</b>	<b>0.0 %</b>
533140	PIIHOLO WTP ORG CARB REDUCTN	7,500,000		2,851,251	1,446,049	3,202,700	42.7 %
<b>93077</b>	<b>* PIIHOLO WTR TREATMENT PLAN</b>	<b>7,500,000</b>	<b>0</b>	<b>2,851,251</b>	<b>1,446,049</b>	<b>3,202,700</b>	<b>42.7 %</b>
523510	MAK-PUK-KULA DIST SYST IMPRV	2,000,000	(195,680)	8,920	1,795,400		0.0 %
<b>93084</b>	<b>* MAKA/PUKA/KULA DISTRIBUTION</b>	<b>2,000,000</b>	<b>(195,680)</b>	<b>8,920</b>	<b>1,795,400</b>	<b>0</b>	<b>0.0 %</b>

**County of Maui**  
**Statement of Appropriations and Expenditures**  
**Capital Improvement Program by District**  
**Fiscal Year Ending 6/30/2014 - as of 3/31/2014**

03	Makawao-Pukalani-Kula	Prior Year Encumbrance / Carryover	Amended Budget / Lapses	Year to Date Expended	Current Encumbrance 03/31/2014	Balance Available	% of Budget Available
Index	* Activity ** Program *** District						
503040	WAIKAMOI FLUME REPLACEMENT	3,542,098			3,542,098		0.0 %
<b>93090</b>	<b>* WAIKAMOI FLUME IMPROVEMENTS</b>	<b>3,542,098</b>	<b>0</b>	<b>0</b>	<b>3,542,098</b>	<b>0</b>	<b>0.0 %</b>
524370	Kamole WTP Impvts Clearwell	7,508			7,508		0.0 %
<b>94000</b>	<b>* FY 2004 &amp; 1994 CIP Projects</b>	<b>7,508</b>	<b>0</b>	<b>0</b>	<b>7,508</b>	<b>0</b>	<b>0.0 %</b>
504020	MAK-PUK-KULA TRTMT PLNT IMPRV		700,000			700,000	100.0 %
<b>94044</b>	<b>* MAKA-PUKA-KULA TREATMENT PL IM</b>	<b>0</b>	<b>700,000</b>	<b>0</b>	<b>0</b>	<b>700,000</b>	<b>100.0 %</b>
534110	PHASE 6 BOOSTER PUMP UPGRADES		4,000,000			4,000,000	100.0 %
<b>94082</b>	<b>* PHASE 6 BOOSTER PUMP UPGRADES</b>	<b>0</b>	<b>4,000,000</b>	<b>0</b>	<b>0</b>	<b>4,000,000</b>	<b>100.0 %</b>
534120	KULA 200 #1 TANK REPLACEMENT		1,200,000			1,200,000	100.0 %
<b>94083</b>	<b>* KULA 200 #1 TANK REPLACEMENT</b>	<b>0</b>	<b>1,200,000</b>	<b>0</b>	<b>0</b>	<b>1,200,000</b>	<b>100.0 %</b>
534130	OLINDA WTF ORG CARBON REDUCTN		500,000			500,000	100.0 %
<b>94084</b>	<b>* OLINDA WATER TREATMENT FAC-ORG</b>	<b>0</b>	<b>500,000</b>	<b>0</b>	<b>0</b>	<b>500,000</b>	<b>100.0 %</b>
534140	WAIKAMOI FLUME REPAIR/REPLACMT		726,593		284,642	441,951	60.8 %
<b>94085</b>	<b>* WAIKAMOI FLUME REPAIR/REPLACE</b>	<b>0</b>	<b>726,593</b>	<b>0</b>	<b>284,642</b>	<b>441,951</b>	<b>60.8 %</b>
524750	MAK-PUK-KULA DIST SYST IMPRV		6,200,000			6,200,000	100.0 %
<b>94090</b>	<b>* MAKA-PUKA-KULA DIST SYSTEM IMP</b>	<b>0</b>	<b>6,200,000</b>	<b>0</b>	<b>0</b>	<b>6,200,000</b>	<b>100.0 %</b>
524840	MAK-PUK-KULA TRTMT PLT IMPRVMT		600,000	16,042		583,958	97.3 %
<b>94109</b>	<b>* MAK-PUK-KUL TRTMNT PLANT IMPR</b>	<b>0</b>	<b>600,000</b>	<b>16,042</b>	<b>0</b>	<b>583,958</b>	<b>97.3 %</b>
528810	KAMOLE WTP-HIGH LIFT PUMP RETR	11,400		711	10,689		0.0 %
<b>98117</b>	<b>* KAMOLE WTP HIGH LIFE PUMPS</b>	<b>11,400</b>	<b>0</b>	<b>711</b>	<b>10,689</b>	<b>0</b>	<b>0.0 %</b>
528830	LOWER KULA (PIIHOLO) RESERVOIR	3,563				3,563	100.0 %
<b>98118</b>	<b>* LOWER KULA (PIIHOLO) RESERVOIR</b>	<b>3,563</b>	<b>0</b>	<b>0</b>	<b>0</b>	<b>3,563</b>	<b>100.0 %</b>

**County of Maui**  
**Statement of Appropriations and Expenditures**  
**Capital Improvement Program by District**  
**Fiscal Year Ending 6/30/2014 - as of 3/31/2014**

03	Makawao-Pukalani-Kula	Prior Year	Amended	Year	Current	Balance	% of
Index	Activity ** Program *** District	Encumbrance	Budget /	to Date	Encumbrance	Available	Budget
*	**	/	Lapses	Expended	03/31/2014	03/31/2014	Available
<b>905</b>	<b>** WATER SUPPLY</b>	<b>24,153,347</b>	<b>13,616,309</b>	<b>8,958,538</b>	<b>12,000,609</b>	<b>16,810,508</b>	<b>44.5 %</b>
317025	HALIIMAILE ROAD RESRFCNG	96,805		5,352	91,453		0.0 %
317026	MAKANI ROAD RESURFCNG	4,788		1,356	3,432		0.0 %
<b>91008</b>	<b>* Hmaile/Makani/Makwao rd rsrfcg</b>	<b>101,593</b>	<b>0</b>	<b>6,708</b>	<b>94,885</b>	<b>0</b>	<b>0.0 %</b>
327025	PUKALANI STREET IMPROVEMENTS	22,769		16,991	5,779		0.0 %
<b>92014</b>	<b>* PUKALANI STREET IMPROVMENTS</b>	<b>22,769</b>	<b>0</b>	<b>16,991</b>	<b>5,779</b>	<b>0</b>	<b>0.0 %</b>
327503	HALIIMAILE RD IMPROVEMENTS	874,240			94,735	779,505	89.2 %
327504	MAKANI RD RESURFACING/HALEAKAL	973,723		89,119	42,852	841,752	86.4 %
327508	PUKALANI STREET PAVEMENT	91,077		67,963	23,114		0.0 %
<b>92099</b>	<b>* State/Fed/Private FY2002/2012</b>	<b>1,939,040</b>	<b>0</b>	<b>157,082</b>	<b>160,701</b>	<b>1,621,257</b>	<b>83.6 %</b>
331121	HALIIMALE RD SFTY IMPRV PH2	710,000	(473,090)	225,598	11,312		0.0 %
<b>93021</b>	<b>* HALIIMAILE RD SAFETY PHASE-2</b>	<b>710,000</b>	<b>(473,090)</b>	<b>225,598</b>	<b>11,312</b>	<b>0</b>	<b>0.0 %</b>
331140	OLD HALEAKALA HWY SIDEWALK		998,000			998,000	100.0 %
337503	HALIIMAILE RD IMPRVMNT PHASE2	1,000,671		910,392	90,279		0.0 %
<b>93099</b>	<b>* State/Fed/Private FY2003/2013</b>	<b>1,000,671</b>	<b>998,000</b>	<b>910,392</b>	<b>90,279</b>	<b>998,000</b>	<b>49.9 %</b>
345240	HALEAKALA HWY INTERSECT IMPR		49,700		49,700		0.0 %
<b>94040</b>	<b>* HALEAKALA HWY INTERSEC/MAKAWAO</b>	<b>0</b>	<b>49,700</b>	<b>0</b>	<b>49,700</b>	<b>0</b>	<b>0.0 %</b>
345241	OLD HALEAKALA HWY SIDEWALK		37,360		37,360		0.0 %
<b>94041</b>	<b>* OLD HALEAKALA HWY SIDEWALK</b>	<b>0</b>	<b>37,360</b>	<b>0</b>	<b>37,360</b>	<b>0</b>	<b>0.0 %</b>
345242	OLD HALEAKALA/MAKANI RD IMPRO		255,211	176,201	79,010		0.0 %
<b>94042</b>	<b>* OLD HALEAKALA/MAKANI RD IMPROV</b>	<b>0</b>	<b>255,211</b>	<b>176,201</b>	<b>79,010</b>	<b>0</b>	<b>0.0 %</b>
367010	MAK/MAKANI ROAD IMPROVEMENTS	312,689			312,689		0.0 %
<b>96038</b>	<b>* Makawao/Makani road improvmts</b>	<b>312,689</b>	<b>0</b>	<b>0</b>	<b>312,689</b>	<b>0</b>	<b>0.0 %</b>

**County of Maui**  
**Statement of Appropriations and Expenditures**  
**Capital Improvement Program by District**  
**Fiscal Year Ending 6/30/2014 - as of 3/31/2014**

<b>03</b>	<b>Makawao-Pukalani-Kula</b>	<b>Prior Year</b>	<b>Amended</b>	<b>Year</b>	<b>Current</b>	<b>Balance</b>	<b>% of</b>
Index	Activity ** Program *** District	<b>Encumbrance</b>	<b>Budget /</b>	<b>to Date</b>	<b>Encumbrance</b>	<b>Available</b>	<b>Budget</b>
		<b>/ Carryover</b>	<b>Lapses</b>	<b>Expended</b>	<b>03/31/2014</b>		<b>Available</b>
397027	MAK/PUK/KULA ROAD RESURFACING	49,224	(49,224)				-
<b>99025</b>	<b>* MAK/PUK/KULA DIST ROAD RESRFNG</b>	<b>49,224</b>	<b>(49,224)</b>	<b>0</b>	<b>0</b>	<b>0</b>	<b>- -</b>
397052	POLIPOLI ROAD DRAINAGE IMPRVTS	53,148			53,148		0.0 %
<b>99097</b>	<b>* Polipoli road drainage imprvmt</b>	<b>53,148</b>	<b>0</b>	<b>0</b>	<b>53,148</b>	<b>0</b>	<b>0.0 %</b>
<b>907</b>	<b>** ROADS</b>	<b>4,189,134</b>	<b>817,957</b>	<b>1,492,972</b>	<b>894,863</b>	<b>2,619,257</b>	<b>52.3 %</b>
<b>District ***</b>	<b>Makawao-Pukalani-Kula</b>	<b>28,532,936</b>	<b>14,554,266</b>	<b>10,452,425</b>	<b>13,205,012</b>	<b>19,429,765</b>	<b>45.1 %</b>

**County of Maui**  
**Statement of Appropriations and Expenditures**  
**Capital Improvement Program by District**  
**Fiscal Year Ending 6/30/2014 - as of 3/31/2014**

04	Wailuku-Kahului	Prior Year	Amended	Year	Current	Balance	% of
Index	Activity ** Program *** District	Encumbrance	Budget /	to Date	Encumbrance	Available	Budget
		/ Carryover	Lapses	Expended	03/31/2014		Available
357007	ALEO PLACE DRAINAGE IMPRVMENT	48,982			48,982		0.0 %
<b>95019</b>	<b>* Aleo Place drainage improvemen</b>	<b>48,982</b>	<b>0</b>	<b>0</b>	<b>48,982</b>	<b>0</b>	<b>0.0 %</b>
371200	IAO STREAM IMPROVEMENTS	147,977			147,977		0.0 %
<b>97063</b>	<b>* IAO STREAM IMPROVEMENTS</b>	<b>147,977</b>	<b>0</b>	<b>0</b>	<b>147,977</b>	<b>0</b>	<b>0.0 %</b>
<b>901</b>	<b>** DRAINAGE</b>	<b>196,959</b>	<b>0</b>	<b>0</b>	<b>196,959</b>	<b>0</b>	<b>0.0 %</b>
345312	WAILUKU UNION CHCH/ADDL PARK		100,000	200		99,800	99.8 %
<b>94012</b>	<b>* WAILUKU UNION CHURCH/CO PARK'G</b>	<b>0</b>	<b>100,000</b>	<b>200</b>	<b>0</b>	<b>99,800</b>	<b>99.8 %</b>
<b>902</b>	<b>** Other Projects</b>	<b>0</b>	<b>100,000</b>	<b>200</b>	<b>0</b>	<b>99,800</b>	<b>99.8 %</b>
303577	EDA WAILUKU MUNICIPAL PARKNG	378,926				378,926	100.0 %
<b>90099</b>	<b>* State/federal/pri fy 2000&amp;2010</b>	<b>378,926</b>	<b>0</b>	<b>0</b>	<b>0</b>	<b>378,926</b>	<b>100.0 %</b>
303183	KALANA O MAUI FIRE SPRKLR IMPR	137,918		137,918			0.0 %
<b>90104</b>	<b>* Kalana o Maui fire sprklr impv</b>	<b>137,918</b>	<b>0</b>	<b>137,918</b>	<b>0</b>	<b>0</b>	<b>0.0 %</b>
303184	WAILUKU BASEYARD GARAGE REPAIR	2,137		2,137			0.0 %
<b>90105</b>	<b>* Wluku baseyrd garage repair</b>	<b>2,137</b>	<b>0</b>	<b>2,137</b>	<b>0</b>	<b>0</b>	<b>0.0 %</b>
323204	WAILUKU BASEYARD GARAGE REPAIR	69,915		69,915			0.0 %
<b>92030</b>	<b>* WAILUKU BASEYARD GARAGE REPAIR</b>	<b>69,915</b>	<b>0</b>	<b>69,915</b>	<b>0</b>	<b>0</b>	<b>0.0 %</b>
323205	OLD WAILUKU POST OFFICE REHAB	120,555	(60,000)	20,310	40,245		0.0 %
<b>92031</b>	<b>* OLD WAILUKU POST OFFICE REHABL</b>	<b>120,555</b>	<b>(60,000)</b>	<b>20,310</b>	<b>40,245</b>	<b>0</b>	<b>0.0 %</b>
331103	KAHULUI FIRE STN RENOVATIONS	250,000		250,000			0.0 %
<b>93003</b>	<b>* KAHULUI FIRE STATION RENOVATIO</b>	<b>250,000</b>	<b>0</b>	<b>250,000</b>	<b>0</b>	<b>0</b>	<b>0.0 %</b>
331243	REAL PROPERTY AT WAIKAPU	190,244			190,244		0.0 %
<b>93089</b>	<b>* REAL PROPERTY AT WAIKAPU</b>	<b>190,244</b>	<b>0</b>	<b>0</b>	<b>190,244</b>	<b>0</b>	<b>0.0 %</b>

**County of Maui**  
**Statement of Appropriations and Expenditures**  
**Capital Improvement Program by District**  
**Fiscal Year Ending 6/30/2014 - as of 3/31/2014**

04	Wailuku-Kahului	Prior Year Encumbrance / Carryover	Amended Budget / Lapses	Year to Date Expended	Current Encumbrance 03/31/2014	Balance Available	% of Budget Available
Index	* Activity ** Program *** District						
345306	KALANA/MAUI PARK'G LOT RESURF		200,000		199,973	27	0.0 %
<b>94006</b>	<b>* KALANA O MAUI PRKG LOT RESURFG</b>	<b>0</b>	<b>200,000</b>	<b>0</b>	<b>199,973</b>	<b>27</b>	<b>0.0 %</b>
345307	KALANA PAKUI REROOFING		250,000			250,000	100.0 %
<b>94007</b>	<b>* KALANA PAKUI RE-ROOFING</b>	<b>0</b>	<b>250,000</b>	<b>0</b>	<b>0</b>	<b>250,000</b>	<b>100.0 %</b>
345308	AIR CONDITION CHILLER REPLCT		100,000		98,041	1,959	2.0 %
<b>94008</b>	<b>* AIR CONDITIONING CHILLER REPLC</b>	<b>0</b>	<b>100,000</b>	<b>0</b>	<b>98,041</b>	<b>1,959</b>	<b>2.0 %</b>
345309	OLD COURTHOUSE REROOFING		200,000		200,000		0.0 %
<b>94009</b>	<b>* OLD COURTHOUSE RE-ROOFING</b>	<b>0</b>	<b>200,000</b>	<b>0</b>	<b>200,000</b>	<b>0</b>	<b>0.0 %</b>
345364	LIQUOR DEPT OFFICE IMPROVEMENT		100,000		4,687	95,313	95.3 %
<b>94064</b>	<b>* LIQUOR DEPT OFFICE IMPROVEMENT</b>	<b>0</b>	<b>100,000</b>	<b>0</b>	<b>4,687</b>	<b>95,313</b>	<b>95.3 %</b>
<b>903</b>	<b>** GOVERNMENT FACILITIES</b>	<b>1,149,695</b>	<b>790,000</b>	<b>480,280</b>	<b>733,190</b>	<b>726,225</b>	<b>37.4 %</b>
304011	WAR MEMORIAL FOOTBALL STDM IMP	13,344			13,344		0.0 %
<b>90108</b>	<b>* WM football stdm improvments</b>	<b>13,344</b>	<b>0</b>	<b>0</b>	<b>13,344</b>	<b>0</b>	<b>0.0 %</b>
314201	WM FOOTBALL STADIUM IMPROVMNTS	14,698			14,698		0.0 %
<b>91021</b>	<b>* WM football stdm imprvmnts</b>	<b>14,698</b>	<b>0</b>	<b>0</b>	<b>14,698</b>	<b>0</b>	<b>0.0 %</b>
314203	WM PARK OFFICE BLDG & GYM	57,638			57,638		0.0 %
<b>91023</b>	<b>* WM park office bldg &amp; gym</b>	<b>57,638</b>	<b>0</b>	<b>0</b>	<b>57,638</b>	<b>0</b>	<b>0.0 %</b>
324028	COACH S SAKAMOTO POOL IMPRVMTS	19,638			19,638		0.0 %
<b>92003</b>	<b>* COACH SOICHI SAKAMOTO POOL IMP</b>	<b>19,638</b>	<b>0</b>	<b>0</b>	<b>19,638</b>	<b>0</b>	<b>0.0 %</b>
331104	KEPANIWAI HERITAGE GARDENS	265,520		9,320	256,200		0.0 %
<b>93004</b>	<b>* KEPANIWAI HERITAGE GARDEN IMP</b>	<b>265,520</b>	<b>0</b>	<b>9,320</b>	<b>256,200</b>	<b>0</b>	<b>0.0 %</b>
331105	WM FOOTBALL STADIUM IMPRVMTS	100,000		100,000			0.0 %



**County of Maui**  
**Statement of Appropriations and Expenditures**  
**Capital Improvement Program by District**  
**Fiscal Year Ending 6/30/2014 - as of 3/31/2014**

04	Wailuku-Kahului	Prior Year Encumbrance / Carryover	Amended Budget / Lapses	Year to Date Expended	Current Encumbrance 03/31/2014	Balance Available	% of Budget Available
Index	* Activity ** Program *** District						
93005	* WAR MEMORIAL FOOTBALL STADIUM	100,000	0	100,000	0	0	0.0 %
331106	WAILUKU GYM IMPROVEMENTS	31,682		31,682			0.0 %
93006	* WAILUKU GYM IMPROVEMENTS	31,682	0	31,682	0	0	0.0 %
331107	WM CENTRAL MAUI CIVIC COMPLEX	100,000			100,000		0.0 %
93007	* WAR MEM CENTRAL MAUI CIVIC CO	100,000	0	0	100,000	0	0.0 %
345310	WAR MEMORIAL CIVIC COMPLEX		200,000		194,182	5,818	2.9 %
94010	* WAR MEMORIAL CIVIC COMPLEX	0	200,000	0	194,182	5,818	2.9 %
345311	WM COMPLEX PAVING IMPROVEMENTS		400,000	190,625	39,013	170,363	42.6 %
94011	* WM COMPLEX PAVING IMPROVEMENTS	0	400,000	190,625	39,013	170,363	42.6 %
345245	WAILUKU GYM IMPROVEMENTS		1,653,642	14,045	1,639,441	156	0.0 %
94045	* WAILUKU GYM IMPROVEMENTS	0	1,653,642	14,045	1,639,441	156	0.0 %
374021	WAR MEMORIAL COMPLEX IMPRVMTS	19,415			19,415		0.0 %
97013	* WAR MEMORIAL COMPLEX IMPRVMNTS	19,415	0	0	19,415	0	0.0 %
904	** PARKS & RECREATION	621,935	2,253,642	345,672	2,353,569	176,337	6.1 %
543000	IAO SOURCE DEV WAIKAPU WELL	1,980			1,980		0.0 %
543020	NO WAIHEE SRC DEV MALUHIA WELL	7,790			7,790		0.0 %
543040	N WAIHEE SRC-KUPAA TRANSMISN	10,428			10,428		0.0 %
582100	NO WAIHEE SRC DEV-MALUHIA WELL	25,485			25,485		0.0 %
70021	* IAO AQUIFER	45,683	0	0	45,683	0	0.0 %
563015	MAALAEA STORAGE TANK	91,852			91,852		0.0 %
70023	* STORAGE	91,852	0	0	91,852	0	0.0 %
523500	KANALOA WATERLINE IMPVTS	7,966			7,966		0.0 %

**County of Maui**  
**Statement of Appropriations and Expenditures**  
**Capital Improvement Program by District**  
**Fiscal Year Ending 6/30/2014 - as of 3/31/2014**

04	Wailuku-Kahului	Prior Year Encumbrance / Carryover	Amended Budget / Lapses	Year to Date Expended	Current Encumbrance 03/31/2014	Balance Available	% of Budget Available
Index	* Activity ** Program *** District						
70024	* PIPELINE REPLACEMENT	7,966	0	0	7,966	0	0.0 %
520680	KANOA,OIHANA,PIKAKE WATERLINE	11,509		2,492	9,017		0.0 %
90192	* Wai/Kah distribution sys imprv	11,509	0	2,492	9,017	0	0.0 %
501030	KAHULUI TANK II - CONSTRUCTION	1,750,000			1,750,000		0.0 %
91024	* Wai-kah distr system imprvmnts	1,750,000	0	0	1,750,000	0	0.0 %
541180	NANI,LOKE,WAILANI,KANIELA W/L	452		452			0.0 %
541190	WAILUKU WELL I-EXP DRILL/DESIG	7,717		7,717			0.0 %
91059	* Wai-Kah distrbtn sys/srce impr	8,169	0	8,169	0	0	0.0 %
532150	WAILUKU WELL DEVELOPMT PROJECT	2,000,000			2,000,000		0.0 %
92069	* WAILUKU WELL-DEVLPMNT PROJECT	2,000,000	0	0	2,000,000	0	0.0 %
542290	CENTRAL MAUI SOURCE IMPRVMENTS	398,594		62,210	336,384		0.0 %
92075	* CENTRAL MAUI SOURCE IMPROVMNTS	398,594	0	62,210	336,384	0	0.0 %
542300	WAILUKU-KAHULUI DISTR SYS IMPV	352,989		339,304	13,685		0.0 %
92076	* WAI/KAH DISTRIBUTION SYS IMPRV	352,989	0	339,304	13,685	0	0.0 %
542310	WAILUKU-KAHULUI SOURCE IMPRVMT	350,000			350,000		0.0 %
92077	* WAI/KAH SOURCE IMPROVEMENTS	350,000	0	0	350,000	0	0.0 %
522850	WAILUKU-KAHULUI DIST SYS IMPR	83,182		65,082	18,100		0.0 %
92084	* WAI/KAH DISTRIBUTION SYS IMPRV	83,182	0	65,082	18,100	0	0.0 %
503020	WAI-KAH DISTRIB SYSTEM IMPROVM		500,000		500,000		0.0 %
93043	* WAILUKU/KAHULUI DISTRIBUTION	0	500,000	0	500,000	0	0.0 %
523520	WAI-KAH SOURCE IMPROVEMENTS	300,000	(74,100)	12,576	213,324		0.0 %
93085	* WAILUKU-KAHULUI SOURCE IMPROV	300,000	(74,100)	12,576	213,324	0	0.0 %

**County of Maui**  
**Statement of Appropriations and Expenditures**  
**Capital Improvement Program by District**  
**Fiscal Year Ending 6/30/2014 - as of 3/31/2014**

04	Wailuku-Kahului	Prior Year Encumbrance / Carryover	Amended Budget / Lapses	Year to Date Expended	Current Encumbrance 03/31/2014	Balance Available	% of Budget Available
Index	* Activity ** Program *** District						
523530	WAI-KAH DIST SYSTEM IMPROVEMTS	2,000,000			2,000,000		0.0 %
<b>93086</b>	<b>* WAILUKU-KAHULUI DISTRIBUTION</b>	<b>2,000,000</b>	<b>0</b>	<b>0</b>	<b>2,000,000</b>	<b>0</b>	<b>0.0 %</b>
524490	Vineyard Street Improvements	23,169	(9,169)	14,000			0.0 %
<b>94000</b>	<b>* FY 2004 &amp; 1994 CIP Projects</b>	<b>23,169</b>	<b>(9,169)</b>	<b>14,000</b>	<b>0</b>	<b>0</b>	<b>0.0 %</b>
534150	WAILUKU WELL #2 EXPLORATORY		500,000			500,000	100.0 %
<b>94086</b>	<b>* WAILUKU WELL #2 EXPLORATORY</b>	<b>0</b>	<b>500,000</b>	<b>0</b>	<b>0</b>	<b>500,000</b>	<b>100.0 %</b>
524760	WAI-KAH DIST SYSTEM IMPROVMTS		100,000			100,000	100.0 %
<b>94091</b>	<b>* WAILUKU KAHULUI DIST SYSTEM IM</b>	<b>0</b>	<b>100,000</b>	<b>0</b>	<b>0</b>	<b>100,000</b>	<b>100.0 %</b>
509120	WAIHEE WELLS BACKUP GENERATOR	29,026			29,026		0.0 %
<b>99051</b>	<b>* WAIHEE WELLS/WAILUKU WTR LINE</b>	<b>29,026</b>	<b>0</b>	<b>0</b>	<b>29,026</b>	<b>0</b>	<b>0.0 %</b>
549380	IAO SOURCE DEVELOPMENT	22,360			22,360		0.0 %
549400	WAIKAPU SOURCE DEVELOPMENT	436,897			436,897		0.0 %
<b>99087</b>	<b>* IAO SRC/WAIALE-KIHEI PMP/WAIKA</b>	<b>459,257</b>	<b>0</b>	<b>0</b>	<b>459,257</b>	<b>0</b>	<b>0.0 %</b>
<b>905</b>	<b>** WATER SUPPLY</b>	<b>7,911,396</b>	<b>1,016,731</b>	<b>503,833</b>	<b>7,824,294</b>	<b>600,000</b>	<b>6.7 %</b>
396250	BINHI AT ANI FILIPINO CC GRANT	30,269	(4)	30,265			0.0 %
<b>99000</b>	<b>* FY 1999 CIP projects</b>	<b>30,269</b>	<b>(4)</b>	<b>30,265</b>	<b>0</b>	<b>0</b>	<b>0.0 %</b>
<b>906</b>	<b>** ECONOMIC DEVELOPMENT</b>	<b>30,269</b>	<b>(4)</b>	<b>30,265</b>	<b>0</b>	<b>0</b>	<b>0.0 %</b>
307500	LWR MAIN TRF SGL HOOKAI3830(5)	4,841	(4,841)				-
307503	ARRA09 MARKET ST IMP ARR34052	2,241,208	(2,241,208)				-
307510	LWR MAIN TRF SGL MILL 3830(4)	155,765	(155,765)				-
<b>90099</b>	<b>* State/federal/pri fy 2000&amp;2010</b>	<b>2,401,814</b>	<b>(2,401,814)</b>	<b>0</b>	<b>0</b>	<b>0</b>	<b>- -</b>
307201	KAM AVE TRAFFIC SIGNL@HINA AVE	16,762		16,762			0.0 %

**County of Maui**  
**Statement of Appropriations and Expenditures**  
**Capital Improvement Program by District**  
**Fiscal Year Ending 6/30/2014 - as of 3/31/2014**

04	Wailuku-Kahului	Prior Year Encumbrance / Carryover	Amended Budget / Lapses	Year to Date Expended	Current Encumbrance 03/31/2014	Balance Available	% of Budget Available
Index	* Activity ** Program *** District						
90137	* Kam ave traffic signl @ Hina	16,762	0	16,762	0	0	0.0 %
307203	MARKET ST IMPRV PH II	31,273	(31,110)	163			0.0 %
90139	* Market st imprvmnt Ph 2	31,273	(31,110)	163	0	0	0.0 %
317502	ARRA09 LWR MAIN/KANALOA SLURRY	8,467	(8,467)				-
317503	LWR MAIN/KANALOA AVE SLURRY SL	8,840	(8,840)				-
317504	KAM/HINA AVE TRAFFIC SIGNAL	411,721		26,168	32,479	353,074	85.8 %
317514	WAKEA SO.T/S KEA STP3920(4)	39,590	(39,590)				-
317515	WAKEA E.T/S HOOHANA STP3920(5)	60,250	(60,250)				-
317518	MAHALANI/KAHUMANU STP3231(1)	252,581	(252,581)				-
91099	* State/Fed/Private FY2001/2011	781,449	(369,728)	26,168	32,479	353,074	85.8 %
327028	KAM AVE/KANE ST IMPRVMENTS	8,875		8,875			0.0 %
92016	* KAMEHAMEHA AVE IMPR AT KANE ST	8,875	0	8,875	0	0	0.0 %
327030	LONO AVENUE IMPROVEMENTS	73,524	1,747	45,454	29,817		0.0 %
92018	* LONO AVENUE IMPROVEMENTS	73,524	1,747	45,454	29,817	0	0.0 %
327501	KAHEKILI HWAY PAVMENT/REHAB	1,207,783		325,784	128,917	753,083	62.4 %
327502	KANALOA AV/MIKOH/KAHBCH3900/56	80,354	(80,354)				-
327507	LONO AVE PAVEMENT REHABILITATI	292,563		160,062	108,162	24,340	8.3 %
92099	* State/Fed/Private FY2002/2012	1,580,700	(80,354)	485,846	237,079	777,423	51.8 %
337234	KAMEHAMEHA AVE TRAFFIC SIGNL03	22,720	(22,720)				-
93000	* FY 2003 & 1993 CIP projects	22,720	(22,720)	0	0	0	- -
331122	KAM AVE/HINA PVTMNT REHAB	1,200,000	(44,346)	905,992	249,663		0.0 %
93022	* KAMEHAMEHA/HINA PAVEMENT	1,200,000	(44,346)	905,992	249,663	0	0.0 %
331124	WAKEA PVMNT KAAHUMANU/PUUNENE	800,000	(47,101)	553,695	199,204		0.0 %
93024	* WAKEA/KAHUMANU/PUUNENE PVMNT	800,000	(47,101)	553,695	199,204	0	0.0 %

**County of Maui**  
**Statement of Appropriations and Expenditures**  
**Capital Improvement Program by District**  
**Fiscal Year Ending 6/30/2014 - as of 3/31/2014**

04	Wailuku-Kahului	Prior Year Encumbrance / Carryover	Amended Budget / Lapses	Year to Date Expended	Current Encumbrance 03/31/2014	Balance Available	% of Budget Available
Index	* Activity ** Program *** District						
331125	KAMEHAMEHA AVE AT KANE ST	250,000	(131,572)	12,225	106,203		0.0 %
<b>93025</b>	<b>* KAMEHAMEHA AT KANE STREET</b>	<b>250,000</b>	<b>(131,572)</b>	<b>12,225</b>	<b>106,203</b>	<b>0</b>	<b>0.0 %</b>
331126	WAIALE RD IMPRV AT WAIINU RD	156,000	(156,000)				-
<b>93026</b>	<b>* WAIALE RD IMP AT WAIINU RD</b>	<b>156,000</b>	<b>(156,000)</b>	<b>0</b>	<b>0</b>	<b>0</b>	<b>- -</b>
331242	MILL STREET RETAINING WALL	430,882			430,882		0.0 %
<b>93042</b>	<b>* MILL STREET RETAINING WALL</b>	<b>430,882</b>	<b>0</b>	<b>0</b>	<b>430,882</b>	<b>0</b>	<b>0.0 %</b>
337504	KAMEHAMEHA AVE PAVEMENT REHAB	3,727,252		2,215,121	577,690	934,441	25.1 %
337505	KAMEHAMEHA TRFC SIGNAL @ KANE	493,177			404,110	89,067	18.1 %
337515	WAKEA AVE PAVEMENT REHAB	3,275,686		2,222,892	246,775	806,018	24.6 %
<b>93099</b>	<b>* State/Fed/Private FY2003/2013</b>	<b>7,496,115</b>	<b>0</b>	<b>4,438,013</b>	<b>1,228,575</b>	<b>1,829,526</b>	<b>24.4 %</b>
347005	WAILUKU/KAHULUI DIST RD RESURF	19,860			19,860		0.0 %
347008	LONO AVE TRAFFIC SIGNAL	35,498			35,498		0.0 %
<b>94000</b>	<b>* FY 2004 &amp; 1994 CIP Projects</b>	<b>55,358</b>	<b>0</b>	<b>0</b>	<b>55,358</b>	<b>0</b>	<b>0.0 %</b>
345326	WAKEA/KAMEHAMEHA AVE TRAFFIC		180,000		5,000	175,000	97.2 %
<b>94026</b>	<b>* WAKEA/KAMEHAMEHA TRAFFIC SIGN</b>	<b>0</b>	<b>180,000</b>	<b>0</b>	<b>5,000</b>	<b>175,000</b>	<b>97.2 %</b>
345327	ONEHEE AVE BIKE PLAN IMPROVE		40,000			40,000	100.0 %
<b>94027</b>	<b>* ONEHEE AVE BIKE PLAN IMPROVEME</b>	<b>0</b>	<b>40,000</b>	<b>0</b>	<b>0</b>	<b>40,000</b>	<b>100.0 %</b>
345328	IAO SCHOOL PEDESTRIAN IMPRVT		250,000			250,000	100.0 %
<b>94028</b>	<b>* IAO SCH PEDESTRIAN IMPROVEMENT</b>	<b>0</b>	<b>250,000</b>	<b>0</b>	<b>0</b>	<b>250,000</b>	<b>100.0 %</b>
345247	PAPA AVE PAVEMENT REHABILITATI		2,380,000		1,655,793	724,207	30.4 %
<b>94047</b>	<b>* PAPA AVE PAVEMENT REHAB/PUUNEN</b>	<b>0</b>	<b>2,380,000</b>	<b>0</b>	<b>1,655,793</b>	<b>724,207</b>	<b>30.4 %</b>
345248	WAIALE RD SHOULDER IMPROVEMENT		114,900			114,900	100.0 %
<b>94048</b>	<b>* WAIALE RD SHOULDER IMPROVEMENT</b>	<b>0</b>	<b>114,900</b>	<b>0</b>	<b>0</b>	<b>114,900</b>	<b>100.0 %</b>

**County of Maui**  
**Statement of Appropriations and Expenditures**  
**Capital Improvement Program by District**  
**Fiscal Year Ending 6/30/2014 - as of 3/31/2014**

04	Wailuku-Kahului							
	Index		Prior Year	Amended	Year	Current	% of	
	* Activity ** Program *** District		Encumbrance	Budget /	to Date	Encumbrance	Budget	
			/ Carryover	Lapses	Expended	03/31/2014	Available	
							Available	
345249	WAKEA AVE TRAFFIC SIGNALS			12,200	2,400		9,800	80.3 %
<b>94049</b>	<b>* WAKEA AVE TRAFFIC SIGNALS/HINA</b>		<b>0</b>	<b>12,200</b>	<b>2,400</b>	<b>0</b>	<b>9,800</b>	<b>80.3 %</b>
345250	WAKEA AVE/WELLS PAVEMENT REHAB			517,573		517,573		0.0 %
<b>94050</b>	<b>* WAKEA/WELLS ST PAVEMENT REHAB</b>		<b>0</b>	<b>517,573</b>	<b>0</b>	<b>517,573</b>	<b>0</b>	<b>0.0 %</b>
345401	WAKEA AVE/WELLS ST PAVEMENT RE			2,237,601	8,000	2,070,292	159,309	7.1 %
347520	PAPA AVE PAVEMENT REHABILITATI			6,625,000		6,623,172	1,828	0.0 %
<b>94099</b>	<b>* State/Fed/Private FY94/04/2014</b>		<b>0</b>	<b>8,862,601</b>	<b>8,000</b>	<b>8,693,464</b>	<b>161,137</b>	<b>1.8 %</b>
357501	MARKET ST IMPR-MOKUHAO 3405(1)		989,351	(835,818)	153,533			0.0 %
<b>95099</b>	<b>* State/federal/private 95 &amp; 05</b>		<b>989,351</b>	<b>(835,818)</b>	<b>153,533</b>	<b>0</b>	<b>0</b>	<b>0.0 %</b>
377023	WAI/KAH DIST ROAD RESURFACING			(153,533)	(153,533)			0.0 %
<b>97048</b>	<b>* WAI/KAH ROAD IMPROVEMENTS</b>		<b>0</b>	<b>(153,533)</b>	<b>(153,533)</b>	<b>0</b>	<b>0</b>	<b>0.0 %</b>
377503	LONO AVE TRFC SGNL UPGR3950/5		96,518	(96,518)				-
377521	WAIALE/MAHALANI #900(41)		129,620	(129,620)				-
<b>97099</b>	<b>* State/federal/private 97 &amp; 07</b>		<b>226,138</b>	<b>(226,138)</b>	<b>0</b>	<b>0</b>	<b>0</b>	<b>--</b>
397028	WAILUKU/KAH ROAD RESURFACING		38,998	(17,650)	21,348			0.0 %
<b>99026</b>	<b>* WAILUKU/KAH DIST ROAD RESRFCNG</b>		<b>38,998</b>	<b>(17,650)</b>	<b>21,348</b>	<b>0</b>	<b>0</b>	<b>0.0 %</b>
397030	KAHEKILI HWAY IMPROVEMENTS		66,126		66,126			0.0 %
<b>99027</b>	<b>* KAHEKILI HWAY IMPROVEMENTS</b>		<b>66,126</b>	<b>0</b>	<b>66,126</b>	<b>0</b>	<b>0</b>	<b>0.0 %</b>
<b>907</b>	<b>** ROADS</b>		<b>16,626,085</b>	<b>7,841,137</b>	<b>6,591,067</b>	<b>13,441,090</b>	<b>4,435,067</b>	<b>18.1 %</b>
308201	CML GAS COLLECTN SYSTEM EXPSN		20,689			20,689		0.0 %
<b>90141</b>	<b>* CML gas collectn system expsn</b>		<b>20,689</b>	<b>0</b>	<b>0</b>	<b>20,689</b>	<b>0</b>	<b>0.0 %</b>
308001	CML GAS TO ENERGY FACILITY		71,816	(71,816)				-

**County of Maui**  
**Statement of Appropriations and Expenditures**  
**Capital Improvement Program by District**  
**Fiscal Year Ending 6/30/2014 - as of 3/31/2014**

04	Wailuku-Kahului	Prior Year Encumbrance / Carryover	Amended Budget / Lapses	Year to Date Expended	Current Encumbrance 03/31/2014	Balance Available	% of Budget Available
Index	* Activity ** Program *** District						
90164	* CML gas to energy facility	71,816	(71,816)	0	0	0	- -
318200	CMLF NON POTABLE WTR TANK SYST	78,328			78,328		0.0 %
91026	* CMLF nonpotable wtr tnk system	78,328	0	0	78,328	0	0.0 %
328003	CMLF PH IV FINAL CLOSURE	204,847		53,538	151,309		0.0 %
92063	* CMLF PH IV FINAL CLOSURE	204,847	0	53,538	151,309	0	0.0 %
331152	CENTRAL MAUI LANDFILL (CML)	390,000		211,539	178,461		0.0 %
331182	CTRL MAUI LDFILL WIND TURBINE	350,000		72,435	277,565		0.0 %
93052	* CRTL MAUI LANDFILL IMPROVEMNTS	740,000	0	283,974	456,026	0	0.0 %
345205	CTRL MAUI LNDFILL WIND TURBINE		18,927			18,927	100.0 %
94105	* CTRL MAUI LDFILL WIND TURBIN	0	18,927	0	0	18,927	100.0 %
388013	MATRLS RECVRY FAC ENGG/PERMTNG	3,750	(3,750)				-
98093	* Materials recovry fac prelim	3,750	(3,750)	0	0	0	- -
398200	CENTRAL MAUI LF PHV CONSTRCTN		(9,287)	(9,287)			0.0 %
398202	CENTRAL MAUI LF PHV CONSTRCTN		9,287	9,287			0.0 %
99049	* CNTL MAUI LANDFILL PH V CONSTR	0	0	0	0	0	- -
908	** SOLID WASTE FACILITIES	1,119,430	(56,639)	337,512	706,352	18,927	1.8 %
309002	KAHULUI FORCE MAIN REPLCEMNT	89,016		89,016			0.0 %
90168	* Kahului force main replacemnt	89,016	0	89,016	0	0	0.0 %
309004	WAILUKU FORCE MAIN REPLACEMNT	18,890		7,743	11,147		0.0 %
90170	* Wluku force main repl-valve bx	18,890	0	7,743	11,147	0	0.0 %
319201	EPA CONSENT DECREE SWR REHAB	54,434		17,113	37,321		0.0 %
91028	* EPA consent decree sewer	54,434	0	17,113	37,321	0	0.0 %

**County of Maui**  
**Statement of Appropriations and Expenditures**  
**Capital Improvement Program by District**  
**Fiscal Year Ending 6/30/2014 - as of 3/31/2014**

04	Wailuku-Kahului	Prior Year	Amended	Year	Current	Balance	% of
Index	Activity ** Program *** District	Encumbrance	Budget /	to Date	Encumbrance	Available	Budget
		/ Carryover	Lapses	Expended	03/31/2014		Available
319202	WAILUKU WWPS BUILDING RENOVTN	1,000		1,000			0.0 %
<b>91029</b>	<b>* Wluku WWPS bldg renovtn</b>	<b>1,000</b>	<b>0</b>	<b>1,000</b>	<b>0</b>	<b>0</b>	<b>0.0 %</b>
329006	HOO HUI ANA FORCE MAIN REPLMNT	30,950		3,950	27,000		0.0 %
<b>92043</b>	<b>* HOO HUI ANA FORCE MAIN REPLMNT</b>	<b>30,950</b>	<b>0</b>	<b>3,950</b>	<b>27,000</b>	<b>0</b>	<b>0.0 %</b>
329007	MALUHIA BEACH LOTS SWR SYSTEM	53,218		3,497	49,721		0.0 %
<b>92044</b>	<b>* MALUHIA BEACH LOTS SWR SYSTM</b>	<b>53,218</b>	<b>0</b>	<b>3,497</b>	<b>49,721</b>	<b>0</b>	<b>0.0 %</b>
329008	WAIEHU WW PUMP STATION MODFCTN	77,543		77,543			0.0 %
<b>92045</b>	<b>* WAIEHU WW PUMP STN MODIFICATNS</b>	<b>77,543</b>	<b>0</b>	<b>77,543</b>	<b>0</b>	<b>0</b>	<b>0.0 %</b>
329009	CENTRAL MAUI RECLAIMED WATER	88,007		32,735	55,272		0.0 %
<b>92046</b>	<b>* CENTRAL MAUI RECLAIMED WATER</b>	<b>88,007</b>	<b>0</b>	<b>32,735</b>	<b>55,272</b>	<b>0</b>	<b>0.0 %</b>
329500	KAHULUI FORCE MAIN REPLACEMENT	2,271,563		2,271,563			0.0 %
<b>92067</b>	<b>* KAHULUI FORCE MAIN REPLACEMENT</b>	<b>2,271,563</b>	<b>0</b>	<b>2,271,563</b>	<b>0</b>	<b>0</b>	<b>0.0 %</b>
329501	WAILUKU FORCE MAIN REPLACEMENT	831,040		546,377	284,663		0.0 %
<b>92068</b>	<b>* WAILUKU FORCE MAIN REPLACEMENT</b>	<b>831,040</b>	<b>0</b>	<b>546,377</b>	<b>284,663</b>	<b>0</b>	<b>0.0 %</b>
331161	EPA CONSENT DEC SEWER REHAB	500,000		500,000			0.0 %
<b>93061</b>	<b>* EPA SEWER REHABILITATION</b>	<b>500,000</b>	<b>0</b>	<b>500,000</b>	<b>0</b>	<b>0</b>	<b>0.0 %</b>
331162	WAILUKU/KAH WWRF SHORELINE	6,000,000	(2,076,500)		3,923,500		0.0 %
<b>93062</b>	<b>* WAILUKU/KAHULUI WWRF SHORELINE</b>	<b>6,000,000</b>	<b>(2,076,500)</b>	<b>0</b>	<b>3,923,500</b>	<b>0</b>	<b>0.0 %</b>
345367	EPA CONSENT DECREE SEWER REHAB		2,500,000	305,190	906,306	1,288,505	51.5 %
<b>94067</b>	<b>* EPA CONSENT DECREE SEWER REHAB</b>	<b>0</b>	<b>2,500,000</b>	<b>305,190</b>	<b>906,306</b>	<b>1,288,505</b>	<b>51.5 %</b>
345368	HAWAIIAN HOMES FM REPLACEMENT		280,000			280,000	100.0 %
<b>94068</b>	<b>* HAWAIIAN HOMES FM REPLACEMENT</b>	<b>0</b>	<b>280,000</b>	<b>0</b>	<b>0</b>	<b>280,000</b>	<b>100.0 %</b>



**County of Maui**  
**Statement of Appropriations and Expenditures**  
**Capital Improvement Program by District**  
**Fiscal Year Ending 6/30/2014 - as of 3/31/2014**

<b>04</b>	<b>Wailuku-Kahului</b>	<b>Prior Year</b>	<b>Amended</b>	<b>Year</b>	<b>Current</b>	<b>Balance</b>	<b>% of</b>
Index	Activity ** Program *** District	<b>Encumbrance</b>	<b>Budget /</b>	<b>to Date</b>	<b>Encumbrance</b>	<b>Available</b>	<b>Budget</b>
		<b>/ Carryover</b>	<b>Lapses</b>	<b>Expended</b>	<b>03/31/2014</b>		<b>Available</b>
345369	HOO HUI ANA FM REPLACEMENT		900,000			900,000	100.0 %
<b>94069</b>	<b>* HOO HUI ANA FM REPLACEMENT</b>	<b>0</b>	<b>900,000</b>	<b>0</b>	<b>0</b>	<b>900,000</b>	<b>100.0 %</b>
345370	MALUHIA BEACH LOTS SEWER SYSTE		1,000,000			1,000,000	100.0 %
<b>94070</b>	<b>* MALUHIA BEACH LOTS SEWER SYSTE</b>	<b>0</b>	<b>1,000,000</b>	<b>0</b>	<b>0</b>	<b>1,000,000</b>	<b>100.0 %</b>
345371	WAIEHU WW PUMP STN MODIFICATIO		2,000,000			2,000,000	100.0 %
<b>94071</b>	<b>* WAIEHU WW PUMP STN MODIFICATIO</b>	<b>0</b>	<b>2,000,000</b>	<b>0</b>	<b>0</b>	<b>2,000,000</b>	<b>100.0 %</b>
389200	WAI/KAH WWRF SHORELINE EROSION	398,000		212,000	186,000		0.0 %
<b>98071</b>	<b>* WWRF shoreline erosion protctn</b>	<b>398,000</b>	<b>0</b>	<b>212,000</b>	<b>186,000</b>	<b>0</b>	<b>0.0 %</b>
<b>909</b>	<b>** WASTEWATER FACILITIES</b>	<b>10,413,661</b>	<b>4,603,500</b>	<b>4,067,727</b>	<b>5,480,930</b>	<b>5,468,505</b>	<b>36.4 %</b>
<b>District ***</b>	<b>Wailuku-Kahului</b>	<b>38,069,430</b>	<b>16,548,367</b>	<b>12,356,556</b>	<b>30,736,384</b>	<b>11,524,861</b>	<b>21.1 %</b>

**County of Maui**  
**Statement of Appropriations and Expenditures**  
**Capital Improvement Program by District**  
**Fiscal Year Ending 6/30/2014 - as of 3/31/2014**

05	Kihei-Makena	Prior Year Encumbrance / Carryover	Amended Budget / Lapses	Year to Date Expended	Current Encumbrance 03/31/2014	Balance Available	% of Budget Available
Index	* Activity ** Program *** District						
331108	SOUTH MAUI WATERSHED STUDY	100,000	(100,000)				-
<b>93008</b>	<b>* SOUTH MAUI WATERSHED STUDY</b>	<b>100,000</b>	<b>(100,000)</b>	<b>0</b>	<b>0</b>	<b>0</b>	<b>- -</b>
331244	HAUOLI ST DRAINAGE IMPRVMT	1,969,710	(685)	469,028	1,499,997		0.0 %
<b>93044</b>	<b>* HAUOLI ST DRAINAGE IMPROVEMNT</b>	<b>1,969,710</b>	<b>(685)</b>	<b>469,028</b>	<b>1,499,997</b>	<b>0</b>	<b>0.0 %</b>
357010	KIHEI DRAINAGE MASTER PLAN	24,556			24,556		0.0 %
<b>95022</b>	<b>* Kihei drainage master plan</b>	<b>24,556</b>	<b>0</b>	<b>0</b>	<b>24,556</b>	<b>0</b>	<b>0.0 %</b>
381003	HAUOLI STREET DRAINAGE IMPRVMT	9,675		9,675			0.0 %
<b>98053</b>	<b>* Hauoli st drainage imprvmnts</b>	<b>9,675</b>	<b>0</b>	<b>9,675</b>	<b>0</b>	<b>0</b>	<b>0.0 %</b>
391001	HAUOLI ST DRAINAGE IMPROVMNTS	95,000		34,456	60,544		0.0 %
<b>99028</b>	<b>* HAUOLI ST DRAINAGE IMPROVMNTS</b>	<b>95,000</b>	<b>0</b>	<b>34,456</b>	<b>60,544</b>	<b>0</b>	<b>0.0 %</b>
<b>901</b>	<b>** DRAINAGE</b>	<b>2,198,941</b>	<b>(100,685)</b>	<b>513,159</b>	<b>1,585,097</b>	<b>0</b>	<b>0.0 %</b>
303301	KIHEI POLICE STATION	468,297		468,297			0.0 %
<b>90158</b>	<b>* Kihei police station</b>	<b>468,297</b>	<b>0</b>	<b>468,297</b>	<b>0</b>	<b>0</b>	<b>0.0 %</b>
323600	ARRA KIHEI POLICE STATION	5,179,071		5,179,070			0.0 %
<b>92099</b>	<b>* State/Fed/Private FY2002/2012</b>	<b>5,179,071</b>	<b>0</b>	<b>5,179,070</b>	<b>0</b>	<b>0</b>	<b>0.0 %</b>
331253	KIHEI POLICE STATION	3,102,031		2,451,913	650,118		0.0 %
<b>93093</b>	<b>* KIHEI POLICE STATION</b>	<b>3,102,031</b>	<b>0</b>	<b>2,451,913</b>	<b>650,118</b>	<b>0</b>	<b>0.0 %</b>
345313	DMVL KIHEI SATELLITE OFF EXP		100,000			100,000	100.0 %
<b>94013</b>	<b>* DMVL KIHEI SATELLITE OFFICE EX</b>	<b>0</b>	<b>100,000</b>	<b>0</b>	<b>0</b>	<b>100,000</b>	<b>100.0 %</b>
383200	KIHEI POLICE STATION	378,250		302,600	75,650		0.0 %
<b>98072</b>	<b>* Kihei police station</b>	<b>378,250</b>	<b>0</b>	<b>302,600</b>	<b>75,650</b>	<b>0</b>	<b>0.0 %</b>
<b>903</b>	<b>** GOVERNMENT FACILITIES</b>	<b>9,127,649</b>	<b>100,000</b>	<b>8,401,880</b>	<b>725,768</b>	<b>100,000</b>	<b>1.1 %</b>

**County of Maui**  
**Statement of Appropriations and Expenditures**  
**Capital Improvement Program by District**  
**Fiscal Year Ending 6/30/2014 - as of 3/31/2014**

05	Kihei-Makena	Prior Year	Amended	Year	Current	Balance	% of
Index	Activity ** Program *** District	Encumbrance	Budget /	to Date	Encumbrance	Available	Budget
*	**	/	Lapses	Expended	03/31/2014	03/31/2014	Available
331245	KENOLIO BUILDING RENOVATIONS	304,562		3,126	301,436		0.0 %
<b>93045</b>	<b>* KENOLIO BUILDING RENOVATIONS</b>	<b>304,562</b>	<b>0</b>	<b>3,126</b>	<b>301,436</b>	<b>0</b>	<b>0.0 %</b>
331156	S MAUI COMMUNITY PARK	225,000		116,138	108,862		0.0 %
<b>93056</b>	<b>* SO MAUI COMMUNITY PARK</b>	<b>225,000</b>	<b>0</b>	<b>116,138</b>	<b>108,862</b>	<b>0</b>	<b>0.0 %</b>
345314	KENOLIO BLDG RENOVATION		314,000	2,774	166,952	144,274	45.9 %
<b>94014</b>	<b>* KENOLIO BUILDING RENOVATION</b>	<b>0</b>	<b>314,000</b>	<b>2,774</b>	<b>166,952</b>	<b>144,274</b>	<b>45.9 %</b>
<b>904</b>	<b>** PARKS &amp; RECREATION</b>	<b>529,562</b>	<b>314,000</b>	<b>122,038</b>	<b>577,250</b>	<b>144,274</b>	<b>17.1 %</b>
501070	MAUI MEADOWS #17 BOOSTER PUMP	1,132,431		990,239	142,191		0.0 %
<b>91031</b>	<b>* Kihe-Makena distr system imprv</b>	<b>1,132,431</b>	<b>0</b>	<b>990,239</b>	<b>142,191</b>	<b>0</b>	<b>0.0 %</b>
521540	BOOSTER PMP/MTR	56,724		23,344	33,380		0.0 %
<b>91065</b>	<b>* Kihei-Makena distrbtn sys impr</b>	<b>56,724</b>	<b>0</b>	<b>23,344</b>	<b>33,380</b>	<b>0</b>	<b>0.0 %</b>
522860	KIHEI-MAKENA DIST SYSTEM IMPR	15,120		11,620	3,500		0.0 %
<b>92085</b>	<b>* KIHEI/MAKENA DISTRIBUTION SYS</b>	<b>15,120</b>	<b>0</b>	<b>11,620</b>	<b>3,500</b>	<b>0</b>	<b>0.0 %</b>
503030	KIHEI-MAKENA DIST SYSTEM IMPRV	488,441		488,441			0.0 %
<b>93046</b>	<b>* KIHEI-MAKENA DISTRIBUTION SYS</b>	<b>488,441</b>	<b>0</b>	<b>488,441</b>	<b>0</b>	<b>0</b>	<b>0.0 %</b>
533150	MAUI MEADOWS BOOST PUMP 18 IMP	1,100,000			1,100,000		0.0 %
<b>93079</b>	<b>* MAUI MEADOWS BOOSTER PUMP #8</b>	<b>1,100,000</b>	<b>0</b>	<b>0</b>	<b>1,100,000</b>	<b>0</b>	<b>0.0 %</b>
528880	MAUI MEADOWS #17 BSTR PUMP STN	40,200		40,200			0.0 %
<b>98123</b>	<b>* MAUI MEADOWS #17 PUMP STATION</b>	<b>40,200</b>	<b>0</b>	<b>40,200</b>	<b>0</b>	<b>0</b>	<b>0.0 %</b>
<b>905</b>	<b>** WATER SUPPLY</b>	<b>2,832,916</b>	<b>0</b>	<b>1,553,844</b>	<b>1,279,071</b>	<b>0</b>	<b>0.0 %</b>
307504	ARRA09 OHUKAI RD RSURF#3190(1)	69,362	(69,362)				-
307520	KIHEI SO TRF SGN KEALA 3100(8)	132,256	(132,256)				-

**County of Maui**  
**Statement of Appropriations and Expenditures**  
**Capital Improvement Program by District**  
**Fiscal Year Ending 6/30/2014 - as of 3/31/2014**

05	Kihei-Makena	Prior Year Encumbrance / Carryover	Amended Budget / Lapses	Year to Date Expended	Current Encumbrance 03/31/2014	Balance Available	% of Budget Available
Index	* Activity ** Program *** District						
90099	* State/federal/pri fy 2000&2010	201,618	(201,618)	0	0	0	--
317030	KULANIHAKOI BRIDGE REPLACEMNT	379,614		68,397	311,217		0.0 %
91011	* Kulanihakoi bridge replcmnt	379,614	0	68,397	311,217	0	0.0 %
327031	S KIHEI ROAD STUDY KAMIII/KILO	12,165			12,165		0.0 %
92019	* S KIHEI RD STUDY/KAMAOLE III	12,165	0	0	12,165	0	0.0 %
327036	KIHEI GREENWAY IMPROVEMNTS	110,122			110,122		0.0 %
92026	* KIHEI GREENWAY IMPROVEMENTS	110,122	0	0	110,122	0	0.0 %
331127	S KIHEI RD PAVEMENT REHAB	600,000	(248,851)		351,149		0.0 %
93027	* SO KIHEI RD PVMNT REHAB	600,000	(248,851)	0	351,149	0	0.0 %
331128	S MAUI REG'L TRAFFIC MTR PLAN	80,000	(80,000)				-
93028	* SO MAUI REGIONAL TRAFFIC	80,000	(80,000)	0	0	0	--
331129	S KIHEI RD TRAFFIC SIGNAL MOD	80,000	(19,950)	12,010	48,040		0.0 %
93029	* SO KIHEI RD TRAFFIC SIGNAL	80,000	(19,950)	12,010	48,040	0	0.0 %
331137	WAIPUILANI BIKE PATH	320,000	(320,000)				-
93037	* WAIPUILANI BIKE PATH	320,000	(320,000)	0	0	0	--
345329	SO KIHEI RD PAVEMENT REHAB		150,000	1,779		148,221	98.8 %
94029	* SO KIHEI RD PAVEMENT REHAB	0	150,000	1,779	0	148,221	98.8 %
345330	SO KIHEI SIDEWALK/BOAT RAMP/KI		550,000			550,000	100.0 %
94030	* S KIHEI SIDEWK/BOAT RAMP/KILOH	0	550,000	0	0	550,000	100.0 %
345331	NORTH SO COLLECTOR RD/NAMAUI		250,000			250,000	100.0 %
94031	* NORTH SOUTH COLLECTOR ROAD	0	250,000	0	0	250,000	100.0 %
345400	SO KIHEI RD PAVEMENT REHAB		1,404,596		1,404,596		0.0 %

**County of Maui**  
**Statement of Appropriations and Expenditures**  
**Capital Improvement Program by District**  
**Fiscal Year Ending 6/30/2014 - as of 3/31/2014**

05	Kihei-Makena	Prior Year Encumbrance / Carryover	Amended Budget / Lapses	Year to Date Expended	Current Encumbrance 03/31/2014	Balance Available	% of Budget Available
Index	* Activity ** Program *** District						
347501	KIHEI BIKEWAY-PIILANI NORTH	382,245	(382,245)				-
<b>94099</b>	<b>* State/Fed/Private FY94/04/2014</b>	<b>382,245</b>	<b>1,022,351</b>	<b>0</b>	<b>1,404,596</b>	<b>0</b>	<b>0.0 %</b>
377529	KIHEI SO ROAD STP-3100(7)	416,406	(416,406)				-
<b>97099</b>	<b>* State/federal/private 97 &amp; 07</b>	<b>416,406</b>	<b>(416,406)</b>	<b>0</b>	<b>0</b>	<b>0</b>	<b>- -</b>
397520	KIHEI ROAD C STP0900(42)	540,312	(540,312)				-
<b>99099</b>	<b>* State/Fed/Private 99/09/19</b>	<b>540,312</b>	<b>(540,312)</b>	<b>0</b>	<b>0</b>	<b>0</b>	<b>- -</b>
<b>907</b>	<b>** ROADS</b>	<b>3,122,482</b>	<b>145,214</b>	<b>82,186</b>	<b>2,237,289</b>	<b>948,221</b>	<b>29.0 %</b>
319004	KIHEI WWPS#6 ODOR CONTRL/WET W	16,304		5,650	10,654		0.0 %
<b>91046</b>	<b>* Kihei FM9/PS10/PS6/UV ch2 upgr</b>	<b>16,304</b>	<b>0</b>	<b>5,650</b>	<b>10,654</b>	<b>0</b>	<b>0.0 %</b>
329010	KIHEI FORCE MAIN#10 REPLMNT	98,364			98,364		0.0 %
<b>92047</b>	<b>* KIHEI FORCE MAIN#10 REPLACEMNT</b>	<b>98,364</b>	<b>0</b>	<b>0</b>	<b>98,364</b>	<b>0</b>	<b>0.0 %</b>
329011	KIHEI WWPS#6 ODOR CONTRL WELL	727,009		720,074	6,935		0.0 %
<b>92048</b>	<b>* KIHEI WW PUMP STN#6 ODOR CONTRL</b>	<b>727,009</b>	<b>0</b>	<b>720,074</b>	<b>6,935</b>	<b>0</b>	<b>0.0 %</b>
331163	KIHEI FM NO.9 REPLACEMENT	550,000	(211,590)	338,410			0.0 %
<b>93063</b>	<b>* KIHEI FM #9 REPLACEMENT</b>	<b>550,000</b>	<b>(211,590)</b>	<b>338,410</b>	<b>0</b>	<b>0</b>	<b>0.0 %</b>
331164	S MAUI RECYCLED WTR DIST SYS	125,195		36,672	88,523		0.0 %
<b>93064</b>	<b>* SO MAUI RECYCLED WTR DISTRIBUT</b>	<b>125,195</b>	<b>0</b>	<b>36,672</b>	<b>88,523</b>	<b>0</b>	<b>0.0 %</b>
331178	S MAUI RECYCLED WTR DIST SYS	1,500,000			1,500,000		0.0 %
<b>93078</b>	<b>* S MAUI RECYCLED WTR DISTRIB</b>	<b>1,500,000</b>	<b>0</b>	<b>0</b>	<b>1,500,000</b>	<b>0</b>	<b>0.0 %</b>
345372	KIHEI FM #16 REPLACEMENT		500,000			500,000	100.0 %
<b>94072</b>	<b>* KIHEI FM #16 REPLACEMENT</b>	<b>0</b>	<b>500,000</b>	<b>0</b>	<b>0</b>	<b>500,000</b>	<b>100.0 %</b>
345387	KIHEI WWPS #10 FM REPLACEMENT		1,620,000			1,620,000	100.0 %

**County of Maui**  
**Statement of Appropriations and Expenditures**  
**Capital Improvement Program by District**  
**Fiscal Year Ending 6/30/2014 - as of 3/31/2014**

05	Kihei-Makena	Prior Year	Amended	Year	Current	Balance	% of
Index	Activity ** Program *** District	Encumbrance	Budget /	to Date	Encumbrance	Available	Budget
		/ Carryover	Lapses	Expended	03/31/2014		Available
94087	* KIHEI WW PUMP #10 FM REPLACEME	0	1,620,000	0	0	1,620,000	100.0 %
399019	KIHEI FORCE MAIN#2 REPLACEMNT	9,551	(6,594)	2,957			0.0 %
99077	* KIHEI FORCE MAIN #2 REPLCMNT	9,551	(6,594)	2,957	0	0	0.0 %
399020	KIHEI WWRF PROCESS STUDY	9,004		2,964	6,040		0.0 %
99078	* KIHEI WWRF PROCESS STUDY	9,004	0	2,964	6,040	0	0.0 %
909	** WASTEWATER FACILITIES	3,035,427	1,901,816	1,106,727	1,710,516	2,120,000	42.9 %
<b>District *** Kihei-Makena</b>		<b>20,846,977</b>	<b>2,360,345</b>	<b>11,779,834</b>	<b>8,114,991</b>	<b>3,312,495</b>	<b>14.3 %</b>

**County of Maui**  
**Statement of Appropriations and Expenditures**  
**Capital Improvement Program by District**  
**Fiscal Year Ending 6/30/2014 - as of 3/31/2014**

06	West Maui	Prior Year Encumbrance / Carryover	Amended Budget / Lapses	Year to Date Expended	Current Encumbrance 03/31/2014	Balance Available	% of Budget Available
Index	* Activity ** Program *** District						
301200	LAHAINA WATERSHD FLOOD CONTRL	1,210,999	(858,666)	204,622	147,711		0.0 %
<b>90149</b>	<b>* Lahaina watershed flood contrl</b>	<b>1,210,999</b>	<b>(858,666)</b>	<b>204,622</b>	<b>147,711</b>	<b>0</b>	<b>0.0 %</b>
311201	LAHAINA WATERSHED FLOOD CONTRL	420,168	(112,340)	299,606	8,222		0.0 %
<b>91072</b>	<b>* Lahaina watershed flood contrl</b>	<b>420,168</b>	<b>(112,340)</b>	<b>299,606</b>	<b>8,222</b>	<b>0</b>	<b>0.0 %</b>
317506	LAHAINA WATERSHED PROJ DIVERSI	936,262	347,279	760,152	510,469	12,919	1.0 %
<b>91099</b>	<b>* State/Fed/Private FY2001/2011</b>	<b>936,262</b>	<b>347,279</b>	<b>760,152</b>	<b>510,469</b>	<b>12,919</b>	<b>1.0 %</b>
321213	LAHAINA WATERSHED FLOOD CTRL	359,710		31,006	328,704		0.0 %
<b>92033</b>	<b>* LAHAINA WATERSHED FLOOD CONTRL</b>	<b>359,710</b>	<b>0</b>	<b>31,006</b>	<b>328,704</b>	<b>0</b>	<b>0.0 %</b>
382501	LAH WATERSHED EIS USDA NRCS	12,926				12,926	100.0 %
<b>92099</b>	<b>* State/Fed/Private FY2002/2012</b>	<b>12,926</b>	<b>0</b>	<b>0</b>	<b>0</b>	<b>12,926</b>	<b>100.0 %</b>
331247	LAHAINA WATERSHED FLD CONTROL	1,045,662		246,194	799,468		0.0 %
<b>93047</b>	<b>* LAHAINA WATERSHED FLD CONTROL</b>	<b>1,045,662</b>	<b>0</b>	<b>246,194</b>	<b>799,468</b>	<b>0</b>	<b>0.0 %</b>
337506	LAH WATERSHED PROJ DIV PH 3A	2,282,913			1,504,607	778,305	34.1 %
<b>93099</b>	<b>* State/Fed/Private FY2003/2013</b>	<b>2,282,913</b>	<b>0</b>	<b>0</b>	<b>1,504,607</b>	<b>778,305</b>	<b>34.1 %</b>
345254	LAHAINA WATERSHED FLOOD CTRL		372,686	20,160	352,527		0.0 %
<b>94054</b>	<b>* LAHAINA WATERSHED FLOOD CNTRL</b>	<b>0</b>	<b>372,686</b>	<b>20,160</b>	<b>352,527</b>	<b>0</b>	<b>0.0 %</b>
362500	USDA NRCS LAH WTRSHD#92514670	461,437	(461,437)				-
362501	USDA NRCS LAH WTRSHD#92515702	24,865	(24,865)				-
<b>96099</b>	<b>* State/federal/private 96 &amp; 06</b>	<b>486,302</b>	<b>(486,302)</b>	<b>0</b>	<b>0</b>	<b>0</b>	<b>- -</b>
391002	LAHAINA TOWN DRAINAGE IMPRVMTS	341,151			341,151		0.0 %
<b>99030</b>	<b>* LAHAINA TOWN DRAINAGE IMPRVMTS</b>	<b>341,151</b>	<b>0</b>	<b>0</b>	<b>341,151</b>	<b>0</b>	<b>0.0 %</b>
<b>901</b>	<b>** DRAINAGE</b>	<b>7,096,093</b>	<b>(737,343)</b>	<b>1,561,740</b>	<b>3,992,859</b>	<b>804,150</b>	<b>12.6 %</b>

**County of Maui**  
**Statement of Appropriations and Expenditures**  
**Capital Improvement Program by District**  
**Fiscal Year Ending 6/30/2014 - as of 3/31/2014**

<b>06</b>	<b>West Maui</b>	<b>Prior Year Encumbrance / Carryover</b>	<b>Amended Budget / Lapses</b>	<b>Year to Date Expended</b>	<b>Current Encumbrance 03/31/2014</b>	<b>Balance Available</b>	<b>% of Budget Available</b>
<b>Index</b>	<b>* Activity ** Program *** District</b>						
345204	WEST MAUI LAND ACQUISITION		4,228,178	3,400,000		828,178	19.6 %
<b>94104</b>	<b>* W MAUI LAND ACQUISITION</b>	<b>0</b>	<b>4,228,178</b>	<b>3,400,000</b>	<b>0</b>	<b>828,178</b>	<b>19.6 %</b>
<b>902</b>	<b>** Other Projects</b>	<b>0</b>	<b>4,228,178</b>	<b>3,400,000</b>	<b>0</b>	<b>828,178</b>	<b>19.6 %</b>
331109	WAHIKULI BCH PARK PAVILION	150,000	(56)	136,534	13,411		0.0 %
<b>93009</b>	<b>* WAHIKULI BEACH PARK PAVILION</b>	<b>150,000</b>	<b>(56)</b>	<b>136,534</b>	<b>13,411</b>	<b>0</b>	<b>0.0 %</b>
331157	LAHAINA CIVIC CTR AMPHITHEATER	500,000	(492,700)	7,300			0.0 %
<b>93057</b>	<b>* LAHAINA CIVIC CTR AMPHITHEATER</b>	<b>500,000</b>	<b>(492,700)</b>	<b>7,300</b>	<b>0</b>	<b>0</b>	<b>0.0 %</b>
331158	LAHAINA REC CTR BALLFLD LITE	18,870	(2,193)		16,677		0.0 %
<b>93058</b>	<b>* LAHAINA REC CTR BALFLD LIGHTS</b>	<b>18,870</b>	<b>(2,193)</b>	<b>0</b>	<b>16,677</b>	<b>0</b>	<b>0.0 %</b>
345315	LAHAINA CIVIC CENTER		250,000	74,658		175,342	70.1 %
<b>94015</b>	<b>* LAHAINA CIVIC CTR IMPROVEMENTS</b>	<b>0</b>	<b>250,000</b>	<b>74,658</b>	<b>0</b>	<b>175,342</b>	<b>70.1 %</b>
345365	LAHAINA REC CTR BALLFLD LITES		398,000		397,700	300	0.1 %
<b>94065</b>	<b>* LAHAINA REC CTR BALLFIELD LTS</b>	<b>0</b>	<b>398,000</b>	<b>0</b>	<b>397,700</b>	<b>300</b>	<b>0.1 %</b>
345366	LAHAINA SKATE PRK COMFORT STN		250,000			250,000	100.0 %
<b>94066</b>	<b>* LAHAINA SKATE PARK COMFORT STN</b>	<b>0</b>	<b>250,000</b>	<b>0</b>	<b>0</b>	<b>250,000</b>	<b>100.0 %</b>
345103	LAHAINA CC TENNIS COMPLEX		335,000			335,000	100.0 %
<b>94103</b>	<b>* LAHAINA CC TENNIS COMPLEX</b>	<b>0</b>	<b>335,000</b>	<b>0</b>	<b>0</b>	<b>335,000</b>	<b>100.0 %</b>
<b>904</b>	<b>** PARKS &amp; RECREATION</b>	<b>668,870</b>	<b>738,051</b>	<b>218,492</b>	<b>427,788</b>	<b>760,642</b>	<b>54.1 %</b>
524132	MAHINAHINA/LAHAINA WTP	4,627			4,627		0.0 %
<b>70020</b>	<b>* SDWA COMPLIANCE</b>	<b>4,627</b>	<b>0</b>	<b>0</b>	<b>4,627</b>	<b>0</b>	<b>0.0 %</b>
520240	FRONT ST - KAHOMA TO BAKER ST	3,150	(3,150)		3,150	(3,150)	-
<b>70024</b>	<b>* PIPELINE REPLACEMENT</b>	<b>3,150</b>	<b>(3,150)</b>	<b>0</b>	<b>3,150</b>	<b>(3,150)</b>	<b>--</b>



**County of Maui**  
**Statement of Appropriations and Expenditures**  
**Capital Improvement Program by District**  
**Fiscal Year Ending 6/30/2014 - as of 3/31/2014**

06	West Maui	Prior Year	Amended	Year	Current	Balance	% of
Index	Activity ** Program *** District	Encumbrance	Budget /	to Date	Encumbrance	Available	Budget
*	**	/	Lapses	Expended	03/31/2014	*	Available
541210	WEST MAUI SOURCE DEVELOPMENTS	134,729			134,729		0.0 %
<b>91060</b>	<b>* West Maui srce/trmnt plnt impr</b>	<b>134,729</b>	<b>0</b>	<b>0</b>	<b>134,729</b>	<b>0</b>	<b>0.0 %</b>
542320	WEST MAUI SOURCE IMPROVEMENTS	151,205		23,935	127,270		0.0 %
<b>92078</b>	<b>* WEST MAUI SOURCE IMPROVEMENTS</b>	<b>151,205</b>	<b>0</b>	<b>23,935</b>	<b>127,270</b>	<b>0</b>	<b>0.0 %</b>
543140	WEST MAUI SOURCE IMPROVEMENTS	1,000,000			1,000,000		0.0 %
<b>93082</b>	<b>* W MAUI SOURCE IMPROVEMENTS</b>	<b>1,000,000</b>	<b>0</b>	<b>0</b>	<b>1,000,000</b>	<b>0</b>	<b>0.0 %</b>
524560	Lahaina WTP Impvts Pre-Sed Mod	17,457	(17,457)		17,457	(17,457)	-
524570	Panaewa and Mill St W/L Projct	21,865			21,865		0.0 %
<b>94000</b>	<b>* FY 2004 &amp; 1994 CIP Projects</b>	<b>39,322</b>	<b>(17,457)</b>	<b>0</b>	<b>39,322</b>	<b>(17,457)</b>	<b>(79.8)%</b>
544110	WEST MAUI SOURCE IMPROVEMENT			137,941	1,522,443	(1,660,384)	-
<b>94089</b>	<b>* WEST MAUI SOURCE IMPROVEMENTS</b>	<b>0</b>	<b>0</b>	<b>137,941</b>	<b>1,522,443</b>	<b>(1,660,384)</b>	<b>- -</b>
524850	WEST MAUI DIST SYSTEM IMPROVMT		200,000			200,000	100.0 %
<b>94101</b>	<b>* WEST MAUI DIST SYSTEM IMPRVMT</b>	<b>0</b>	<b>200,000</b>	<b>0</b>	<b>0</b>	<b>200,000</b>	<b>100.0 %</b>
534160	MAHINAHINA WELL #1 DEVELOPMENT		9,000,000			9,000,000	100.0 %
<b>94108</b>	<b>* MAHINAHINA WELL #1 DEVELOPMENT</b>	<b>0</b>	<b>9,000,000</b>	<b>0</b>	<b>0</b>	<b>9,000,000</b>	<b>100.0 %</b>
525360	MAHINAHINA WTP IMPROVEMENTS	16,140			16,140		0.0 %
<b>95074</b>	<b>* DWS West Maui projects</b>	<b>16,140</b>	<b>0</b>	<b>0</b>	<b>16,140</b>	<b>0</b>	<b>0.0 %</b>
538010	NAPILI WELL "A" TANK	79,433			79,433		0.0 %
<b>98108</b>	<b>* NAPILI WELL "A" TANK</b>	<b>79,433</b>	<b>0</b>	<b>0</b>	<b>79,433</b>	<b>0</b>	<b>0.0 %</b>
529770	MAHINAHINA WTP IMPROVEMENTS	4,975			4,975		0.0 %
<b>99093</b>	<b>* KANAHA/MAHINAHINA WTP/NAPILI</b>	<b>4,975</b>	<b>0</b>	<b>0</b>	<b>4,975</b>	<b>0</b>	<b>0.0 %</b>
<b>905</b>	<b>** WATER SUPPLY</b>	<b>1,433,581</b>	<b>9,179,393</b>	<b>161,876</b>	<b>2,932,089</b>	<b>7,519,009</b>	<b>70.8 %</b>

**County of Maui**  
**Statement of Appropriations and Expenditures**  
**Capital Improvement Program by District**  
**Fiscal Year Ending 6/30/2014 - as of 3/31/2014**

<b>06</b>	<b>West Maui</b>	<b>Prior Year</b>	<b>Amended</b>	<b>Year</b>	<b>Current</b>	<b>Balance</b>	<b>% of</b>
	Index	<b>Encumbrance</b>	<b>Budget /</b>	<b>to Date</b>	<b>Encumbrance</b>	<b>Available</b>	<b>Budget</b>
	<b>* Activity ** Program *** District</b>	<b>/ Carryover</b>	<b>Lapses</b>	<b>Expended</b>	<b>03/31/2014</b>		<b>Available</b>
316003	MOKU'ULA RESTORATION PROJECT	163,933			163,933		0.0 %
<b>91000</b>	<b>* FY 2001 CIP projects</b>	<b>163,933</b>	<b>0</b>	<b>0</b>	<b>163,933</b>	<b>0</b>	<b>0.0 %</b>
<b>906</b>	<b>** ECONOMIC DEVELOPMENT</b>	<b>163,933</b>	<b>0</b>	<b>0</b>	<b>163,933</b>	<b>0</b>	<b>0.0 %</b>
307027	SHAW ST SIDEWALK/WAINEE ST	74,357			74,357		0.0 %
<b>90126</b>	<b>* Shaw st/Wainee st to Hpiilani</b>	<b>74,357</b>	<b>0</b>	<b>0</b>	<b>74,357</b>	<b>0</b>	<b>0.0 %</b>
367700	FRONT ST.IMPROVEMENT (PVT)	11,391				11,391	100.0 %
<b>96099</b>	<b>* State/federal/private 96 &amp; 06</b>	<b>11,391</b>	<b>0</b>	<b>0</b>	<b>0</b>	<b>11,391</b>	<b>100.0 %</b>
397032	WEST MAUI ROAD RESURFACING	99,587	(6,169)	93,418			0.0 %
<b>99031</b>	<b>* WEST MAUI DISTR ROAD RESURFCNG</b>	<b>99,587</b>	<b>(6,169)</b>	<b>93,418</b>	<b>0</b>	<b>0</b>	<b>0.0 %</b>
397590	LWR H'PIILANI STP-3080(7)	12,848	(12,848)				-
<b>99099</b>	<b>* State/Fed/Private 99/09/19</b>	<b>12,848</b>	<b>(12,848)</b>	<b>0</b>	<b>0</b>	<b>0</b>	<b>--</b>
<b>907</b>	<b>** ROADS</b>	<b>198,183</b>	<b>(19,017)</b>	<b>93,418</b>	<b>74,357</b>	<b>11,391</b>	<b>6.4 %</b>
309017	LAHAINA FORCE MAIN#2 REPLCMNT	48,076		4,950	43,126		0.0 %
<b>90175</b>	<b>* Lahaina force main#2 replacmnt</b>	<b>48,076</b>	<b>0</b>	<b>4,950</b>	<b>43,126</b>	<b>0</b>	<b>0.0 %</b>
329202	WEST MAUI RE-USE SYSTEM IMPRVT	7,728		7,728			0.0 %
<b>92035</b>	<b>* WEST MAUI RE-USE SYSTEM IMPRVT</b>	<b>7,728</b>	<b>0</b>	<b>7,728</b>	<b>0</b>	<b>0</b>	<b>0.0 %</b>
329013	KAANAPALI WWPS MODIFICATIONS	2,481		2,481			0.0 %
<b>92050</b>	<b>* KAAANAPALI WWPS MODIFICATIONS</b>	<b>2,481</b>	<b>0</b>	<b>2,481</b>	<b>0</b>	<b>0</b>	<b>0.0 %</b>
329014	LAHAINA FORCE MAIN#2 REPLCMNT	1,480,935		1,348,885	132,050		0.0 %
<b>92051</b>	<b>* LAHAINA FORCE MAIN#2 REPLACMNT</b>	<b>1,480,935</b>	<b>0</b>	<b>1,348,885</b>	<b>132,050</b>	<b>0</b>	<b>0.0 %</b>
329015	LAHAINA FORCE MAIN#7 REPLCMNT	4,618			4,618		0.0 %
<b>92052</b>	<b>* LAHAINA FORCE MAIN#7 REPLACMNT</b>	<b>4,618</b>	<b>0</b>	<b>0</b>	<b>4,618</b>	<b>0</b>	<b>0.0 %</b>

**County of Maui**  
**Statement of Appropriations and Expenditures**  
**Capital Improvement Program by District**  
**Fiscal Year Ending 6/30/2014 - as of 3/31/2014**

06	West Maui	Prior Year Encumbrance / Carryover	Amended Budget / Lapses	Year to Date Expended	Current Encumbrance 03/31/2014	Balance Available	% of Budget Available
Index	* Activity ** Program *** District						
329016	LAHAINA WWPS#2 MODIFICATIONS	528		528			0.0 %
<b>92053</b>	<b>* LAHAINA WWPS#2 MODIFICATIONS</b>	<b>528</b>	<b>0</b>	<b>528</b>	<b>0</b>	<b>0</b>	<b>0.0 %</b>
329017	LAHAINA WWRF ODOR CONTROL	19,629		19,629			0.0 %
<b>92054</b>	<b>* LAHAINA WWRF ODOR CONTROL</b>	<b>19,629</b>	<b>0</b>	<b>19,629</b>	<b>0</b>	<b>0</b>	<b>0.0 %</b>
329019	WEST MAUI RE-USE SYSTEM IMPRVT	113,195		113,195			0.0 %
<b>92056</b>	<b>* WEST MAUI RE-USE SYS IMPRVMNTS</b>	<b>113,195</b>	<b>0</b>	<b>113,195</b>	<b>0</b>	<b>0</b>	<b>0.0 %</b>
331165	KAANAPALI WW PUMP STN MODIFICA	100,000		4,595	95,405		0.0 %
<b>93065</b>	<b>* KAAANAPALI WWPS MODOFICATION</b>	<b>100,000</b>	<b>0</b>	<b>4,595</b>	<b>95,405</b>	<b>0</b>	<b>0.0 %</b>
331166	LAHAINA FORCE MAIN #4 REPLCMN	1,000,000	(229,050)		770,950		0.0 %
<b>93066</b>	<b>* LAHAINA FM #4 REPLACEMENT</b>	<b>1,000,000</b>	<b>(229,050)</b>	<b>0</b>	<b>770,950</b>	<b>0</b>	<b>0.0 %</b>
331167	LAHAINA WWRF EFFLUENT FILTER	50,000	(50,000)				-
<b>93067</b>	<b>* LAHAINA WWRF EFFLUENT FILTER</b>	<b>50,000</b>	<b>(50,000)</b>	<b>0</b>	<b>0</b>	<b>0</b>	<b>- -</b>
331168	LAHAINA WWRF ODOR CONTROL	800,000	(337,429)		462,571		0.0 %
<b>93068</b>	<b>* LAHAINA WWRF ODOR CONTROL</b>	<b>800,000</b>	<b>(337,429)</b>	<b>0</b>	<b>462,571</b>	<b>0</b>	<b>0.0 %</b>
331169	WAHIKULI SEWER SYSTEM	300,000	(300,000)				-
<b>93069</b>	<b>* WAHIKULI SEWER SYSTEM</b>	<b>300,000</b>	<b>(300,000)</b>	<b>0</b>	<b>0</b>	<b>0</b>	<b>- -</b>
331180	LAHAINA WW PUMP STATION #2	5,000,000	(521,897)		4,478,103		0.0 %
<b>93080</b>	<b>* LAHAINA WW PUMP STATION#2</b>	<b>5,000,000</b>	<b>(521,897)</b>	<b>0</b>	<b>4,478,103</b>	<b>0</b>	<b>0.0 %</b>
331183	WEST MAUI RECYCLED WATER PROJ	3,012,200	(131,612)	2,880,588			0.0 %
<b>93091</b>	<b>* WEST MAUI RECYCLED WATER PROJ</b>	<b>3,012,200</b>	<b>(131,612)</b>	<b>2,880,588</b>	<b>0</b>	<b>0</b>	<b>0.0 %</b>
345373	HONOAPIILANI RECYCLED WATER LA		50,000			50,000	100.0 %
<b>94073</b>	<b>* HONOAPIILANI HWY RECYCLED H2O</b>	<b>0</b>	<b>50,000</b>	<b>0</b>	<b>0</b>	<b>50,000</b>	<b>100.0 %</b>

**County of Maui**  
**Statement of Appropriations and Expenditures**  
**Capital Improvement Program by District**  
**Fiscal Year Ending 6/30/2014 - as of 3/31/2014**

06	West Maui	Prior Year Encumbrance / Carryover	Amended Budget / Lapses	Year to Date Expended	Current Encumbrance 03/31/2014	Balance Available	% of Budget Available
Index	* Activity ** Program *** District						
345374	KAANAPALI RESORT R-1 WATER DIS		700,000			700,000	100.0 %
<b>94074</b>	<b>* KAAANAPALI RESORT R-1 H2O DIST</b>	<b>0</b>	<b>700,000</b>	<b>0</b>	<b>0</b>	<b>700,000</b>	<b>100.0 %</b>
345375	KAANAPALI WWPS MODIFICATIONS		1,000,000			1,000,000	100.0 %
<b>94075</b>	<b>* KAAANAPALI WW PUMP STN MODIFICA</b>	<b>0</b>	<b>1,000,000</b>	<b>0</b>	<b>0</b>	<b>1,000,000</b>	<b>100.0 %</b>
345376	LAHAINA WW RECLAM FAC CONCRRT		750,000			750,000	100.0 %
<b>94076</b>	<b>* LAHAINA WW RECLAMATION FAC CON</b>	<b>0</b>	<b>750,000</b>	<b>0</b>	<b>0</b>	<b>750,000</b>	<b>100.0 %</b>
345377	W MAUI RECYC'D WATER SYS EXP		50,000			50,000	100.0 %
<b>94077</b>	<b>* WEST MAUI RECYCLED H2O SYS EXP</b>	<b>0</b>	<b>50,000</b>	<b>0</b>	<b>0</b>	<b>50,000</b>	<b>100.0 %</b>
345388	W MAUI RECY'D WATER SYS/PH1B		3,160,684			3,160,684	100.0 %
<b>94088</b>	<b>* WEST MAUI RECYCLED H2O PHASE-B</b>	<b>0</b>	<b>3,160,684</b>	<b>0</b>	<b>0</b>	<b>3,160,684</b>	<b>100.0 %</b>
369201	LAHAINA WWRF MODFCTN STAGE 1A	900,280		122,319	777,961		0.0 %
<b>96064</b>	<b>* Lahaina WWRF modifctns,stagelA</b>	<b>900,280</b>	<b>0</b>	<b>122,319</b>	<b>777,961</b>	<b>0</b>	<b>0.0 %</b>
<b>909</b>	<b>** WASTEWATER FACILITIES</b>	<b>12,839,670</b>	<b>4,140,696</b>	<b>4,504,898</b>	<b>6,764,784</b>	<b>5,710,684</b>	<b>33.6 %</b>
<b>District *** West Maui</b>		<b>22,400,330</b>	<b>17,529,958</b>	<b>9,940,424</b>	<b>14,355,810</b>	<b>15,634,054</b>	<b>39.2 %</b>

**County of Maui**  
**Statement of Appropriations and Expenditures**  
**Capital Improvement Program by District**  
**Fiscal Year Ending 6/30/2014 - as of 3/31/2014**

07	Lanai	Prior Year	Amended	Year	Current	Balance	% of
Index	Activity ** Program *** District	Encumbrance	Budget /	to Date	Encumbrance	Available	Budget
*	**	/ Carryover	Lapses	Expended	03/31/2014	03/31/2014	Available
363018	LANAI COMMUNITY CENTER	10,210			10,210		0.0 %
<b>96022</b>	<b>* Lanai community center</b>	<b>10,210</b>	<b>0</b>	<b>0</b>	<b>10,210</b>	<b>0</b>	<b>0.0 %</b>
383022	LANAI CITY AFFORDABLE HOUSING	8,487			8,487		0.0 %
<b>98031</b>	<b>* Lanai City affordable hsg prj</b>	<b>8,487</b>	<b>0</b>	<b>0</b>	<b>8,487</b>	<b>0</b>	<b>0.0 %</b>
<b>903</b>	<b>** GOVERNMENT FACILITIES</b>	<b>18,697</b>	<b>0</b>	<b>0</b>	<b>18,697</b>	<b>0</b>	<b>0.0 %</b>
331110	LANAI MULTI-PURPOSE FIELD	74,750	(74,750)				-
<b>93010</b>	<b>* LANAI MULTI-PURPOSE FIELD</b>	<b>74,750</b>	<b>(74,750)</b>	<b>0</b>	<b>0</b>	<b>0</b>	<b>--</b>
331111	LANAI LITTLE LEAGUE FLD COMPLE	15,000	(15,000)				-
<b>93011</b>	<b>* LANAI LITTLE LEAGUE FLD CMLPX</b>	<b>15,000</b>	<b>(15,000)</b>	<b>0</b>	<b>0</b>	<b>0</b>	<b>--</b>
345317	LANAI SKATEBOARD PARK		25,000			25,000	100.0 %
<b>94017</b>	<b>* LANAI SKATEBOARD PARK</b>	<b>0</b>	<b>25,000</b>	<b>0</b>	<b>0</b>	<b>25,000</b>	<b>100.0 %</b>
374028	LANAI COMM CTR GREASE TRAP	65,000			65,000		0.0 %
<b>97022</b>	<b>* LANAI COMM CTR GREASE TRAP</b>	<b>65,000</b>	<b>0</b>	<b>0</b>	<b>65,000</b>	<b>0</b>	<b>0.0 %</b>
374029	LANAI COMM CTR CERTIFIED KITCH	11,858			11,858		0.0 %
<b>97023</b>	<b>* LANAI COMM CTR CERTIFIED KTCHN</b>	<b>11,858</b>	<b>0</b>	<b>0</b>	<b>11,858</b>	<b>0</b>	<b>0.0 %</b>
<b>904</b>	<b>** PARKS &amp; RECREATION</b>	<b>166,608</b>	<b>(64,750)</b>	<b>0</b>	<b>76,858</b>	<b>25,000</b>	<b>24.5 %</b>
345316	LANAI RECYCLING CTR PAVING		75,000			75,000	100.0 %
<b>94016</b>	<b>* LANAI RECYCLING CTR PAVING</b>	<b>0</b>	<b>75,000</b>	<b>0</b>	<b>0</b>	<b>75,000</b>	<b>100.0 %</b>
<b>907</b>	<b>** ROADS</b>	<b>0</b>	<b>75,000</b>	<b>0</b>	<b>0</b>	<b>75,000</b>	<b>100.0 %</b>
331153	LANAI LANDFILL MOISTURE PRBS	106,188	(4,106)	63,039	39,043		0.0 %
<b>93053</b>	<b>* LANAI LANDFILL MOISTURE PROBE</b>	<b>106,188</b>	<b>(4,106)</b>	<b>63,039</b>	<b>39,043</b>	<b>0</b>	<b>0.0 %</b>

**County of Maui**  
**Statement of Appropriations and Expenditures**  
**Capital Improvement Program by District**  
**Fiscal Year Ending 6/30/2014 - as of 3/31/2014**

07	Lanai	Prior Year	Amended	Year	Current	Balance	% of
Index	Activity ** Program *** District	Encumbrance	Budget /	to Date	Encumbrance	Available	Budget
* Activity ** Program *** District		/ Carryover	Lapses	Expended	03/31/2014		Available
908	** SOLID WASTE FACILITIES	106,188	(4,106)	63,039	39,043	0	0.0 %
District *** Lanai		<u>291,493</u>	<u>6,144</u>	<u>63,039</u>	<u>134,598</u>	<u>100,000</u>	<u>33.6 %</u>

**County of Maui**  
**Statement of Appropriations and Expenditures**  
**Capital Improvement Program by District**  
**Fiscal Year Ending 6/30/2014 - as of 3/31/2014**

08	Molokai	Prior Year Encumbrance / Carryover	Amended Budget / Lapses	Year to Date Expended	Current Encumbrance 03/31/2014	Balance Available	% of Budget Available
Index	* Activity ** Program *** District						
321002	KAUNAKAKAI DRAINAGE SYS B PH1	101,934	(66,425)	35,510			0.0 %
<b>92004</b>	<b>* KAUNAKAKAI DRNAGE SYS B PH 1</b>	<b>101,934</b>	<b>(66,425)</b>	<b>35,510</b>	<b>0</b>	<b>0</b>	<b>0.0 %</b>
331112	KAUNAKAKAI LEVEE CERTIFICATION	400,000		28,017	371,983		0.0 %
<b>93012</b>	<b>* KAUNAKAKAI LEVEE CERTIFICATION</b>	<b>400,000</b>	<b>0</b>	<b>28,017</b>	<b>371,983</b>	<b>0</b>	<b>0.0 %</b>
367201	K'KAI DRAINAGE IMPROVEMENT SYS	277,693			277,693		0.0 %
<b>96065</b>	<b>* Kaunakakai drainage improvment</b>	<b>277,693</b>	<b>0</b>	<b>0</b>	<b>277,693</b>	<b>0</b>	<b>0.0 %</b>
371202	K'KAKAI DRAINAGE IMPRVMNT SYS	2,000,000			2,000,000		0.0 %
<b>97074</b>	<b>* KAUNAKAKAI DRAINAGE IMPR SYSTEM</b>	<b>2,000,000</b>	<b>0</b>	<b>0</b>	<b>2,000,000</b>	<b>0</b>	<b>0.0 %</b>
<b>901</b>	<b>** DRAINAGE</b>	<b>2,779,627</b>	<b>(66,425)</b>	<b>63,527</b>	<b>2,649,676</b>	<b>0</b>	<b>0.0 %</b>
331114	KAUNAKAKAI POLICE STN RENOVA	267,611	(4,035)	154,089	15,395	94,092	35.7 %
<b>93014</b>	<b>* KAUNAKAKAI POLICE STN RENO</b>	<b>267,611</b>	<b>(4,035)</b>	<b>154,089</b>	<b>15,395</b>	<b>94,092</b>	<b>35.7 %</b>
345318	KAUNAKAKAI POLICE STATION		5,000	3,125		1,875	37.5 %
<b>94018</b>	<b>* KAUNAKAKAI POLICE STATION</b>	<b>0</b>	<b>5,000</b>	<b>3,125</b>	<b>0</b>	<b>1,875</b>	<b>37.5 %</b>
383035	NEW KAUNAKAKAI FIRE STATION	105,971		105,971			0.0 %
<b>98214</b>	<b>* Kaunakakai fire station new</b>	<b>105,971</b>	<b>0</b>	<b>105,971</b>	<b>0</b>	<b>0</b>	<b>0.0 %</b>
393203	MOLOKAI BASEYARD	1,956	(195)	1,761			0.0 %
<b>99060</b>	<b>* MOLOKAI BASEYARD</b>	<b>1,956</b>	<b>(195)</b>	<b>1,761</b>	<b>0</b>	<b>0</b>	<b>0.0 %</b>
<b>903</b>	<b>** GOVERNMENT FACILITIES</b>	<b>375,538</b>	<b>770</b>	<b>264,946</b>	<b>15,395</b>	<b>95,967</b>	<b>25.5 %</b>
324029	DUKE MALIU PARKING DESIGN	2,170			2,170		0.0 %
<b>92005</b>	<b>* DUKE MALIU PARKING DESIGN</b>	<b>2,170</b>	<b>0</b>	<b>0</b>	<b>2,170</b>	<b>0</b>	<b>0.0 %</b>
324030	MITCHELL PAUOLE CTR IMPRVMNTS	24,265		17,920	6,345		0.0 %
<b>92006</b>	<b>* MITCHELL PAUOLE CTR IMPROVMNTS</b>	<b>24,265</b>	<b>0</b>	<b>17,920</b>	<b>6,345</b>	<b>0</b>	<b>0.0 %</b>

**County of Maui**  
**Statement of Appropriations and Expenditures**  
**Capital Improvement Program by District**  
**Fiscal Year Ending 6/30/2014 - as of 3/31/2014**

<b>08</b>	<b>Molokai</b>	<b>Prior Year Encumbrance / Carryover</b>	<b>Amended Budget / Lapses</b>	<b>Year to Date Expended</b>	<b>Current Encumbrance 03/31/2014</b>	<b>Balance Available</b>	<b>% of Budget Available</b>
<b>Index</b>	<b>* Activity ** Program *** District</b>						
331113	DUKE MALIU PARK IMPROVEMENTS	198,299		1,133	197,166		0.0 %
331181	DUKE MALIU BALLFLD LIGHT REPLC	20,133	(6,175)	7,415	6,542		0.0 %
<b>93013</b>	<b>* DUKE MALIU PARK IMPROVEMENTS</b>	<b>218,432</b>	<b>(6,175)</b>	<b>8,548</b>	<b>203,708</b>	<b>0</b>	<b>0.0 %</b>
345258	MITCHELL PAUOLE COMM CTR IMP		1,000,000	816	999,184		0.0 %
<b>94058</b>	<b>* MITCHELL PAUOLE COMM CTR IMPR</b>	<b>0</b>	<b>1,000,000</b>	<b>816</b>	<b>999,184</b>	<b>0</b>	<b>0.0 %</b>
<b>904</b>	<b>** PARKS &amp; RECREATION</b>	<b>244,867</b>	<b>993,825</b>	<b>27,284</b>	<b>1,211,407</b>	<b>0</b>	<b>0.0 %</b>
520300	KAPAAKEA LOOP - DESIGN	8,627	(8,627)		8,627	(8,627)	-
<b>70024</b>	<b>* PIPELINE REPLACEMENT</b>	<b>8,627</b>	<b>(8,627)</b>	<b>0</b>	<b>8,627</b>	<b>(8,627)</b>	<b>--</b>
585026	KUNAKAKAI WELL #2 PH I	49,120			49,120		0.0 %
<b>70026</b>	<b>* RELIABILITY</b>	<b>49,120</b>	<b>0</b>	<b>0</b>	<b>49,120</b>	<b>0</b>	<b>0.0 %</b>
541250	KAUNAKAKAI EXPLORATORY WELL	122,154			122,154		0.0 %
<b>91061</b>	<b>* Molokai distrbn sys/srcce imprv</b>	<b>122,154</b>	<b>0</b>	<b>0</b>	<b>122,154</b>	<b>0</b>	<b>0.0 %</b>
533160	KAUNAKAKAI-KAWELA WELL SYST 2	300,000				300,000	100.0 %
<b>93081</b>	<b>* KAUNAKAKAI-KAWELA WELL SYSTEM</b>	<b>300,000</b>	<b>0</b>	<b>0</b>	<b>0</b>	<b>300,000</b>	<b>100.0 %</b>
524780	MOLOKAI DISTRIB SYST IMPRVMTS		100,000		31,815	68,185	68.2 %
<b>94093</b>	<b>* MOLOKAI DIST SYSTEM IMPROVEMEN</b>	<b>0</b>	<b>100,000</b>	<b>0</b>	<b>31,815</b>	<b>68,185</b>	<b>68.2 %</b>
524790	MOLOKAI SOURCE IMPROVEMENTS		300,000			300,000	100.0 %
<b>94094</b>	<b>* MOLOKAI SOURCE IMPROVEMENTS</b>	<b>0</b>	<b>300,000</b>	<b>0</b>	<b>0</b>	<b>300,000</b>	<b>100.0 %</b>
<b>905</b>	<b>** WATER SUPPLY</b>	<b>479,901</b>	<b>391,373</b>	<b>0</b>	<b>211,716</b>	<b>659,558</b>	<b>75.7 %</b>
317202	MOLOKAI BASEYARD	3,593,505			3,593,505		0.0 %
<b>91074</b>	<b>* Molokai baseyard</b>	<b>3,593,505</b>	<b>0</b>	<b>0</b>	<b>3,593,505</b>	<b>0</b>	<b>0.0 %</b>
337500	ALANUI KA IMI IKE STP#0900(63)	87,679	(87,679)				-



**County of Maui**  
**Statement of Appropriations and Expenditures**  
**Capital Improvement Program by District**  
**Fiscal Year Ending 6/30/2014 - as of 3/31/2014**

08	Molokai	Prior Year Encumbrance / Carryover	Amended Budget / Lapses	Year to Date Expended	Current Encumbrance 03/31/2014	Balance Available	% of Budget Available
Index	* Activity ** Program *** District						
93099	* State/Fed/Private FY2003/2013	87,679	(87,679)	0	0	0	- -
907	** ROADS	3,681,184	(87,679)	0	3,593,505	0	0.0 %
331154	MOLOKAI LANDFILL CELL NO.4	97,593	(700)	57,765	39,128		0.0 %
93054	* MOLOKAI LANDFILL CELL#4	97,593	(700)	57,765	39,128	0	0.0 %
345259	MOLOKAI LDFILL CELL#4 CONSTRUC		2,269,485		2,269,485		0.0 %
94059	* MOLOKAI LANDFILL CELL#4 CONSTR	0	2,269,485	0	2,269,485	0	0.0 %
908	** SOLID WASTE FACILITIES	97,593	2,268,785	57,765	2,308,613	0	0.0 %
District ***	Molokai	<u>7,658,710</u>	<u>3,500,649</u>	<u>413,522</u>	<u>9,990,312</u>	<u>755,525</u>	<u>6.8 %</u>

**County of Maui**  
**Statement of Appropriations and Expenditures**  
**Capital Improvement Program by District**  
**Fiscal Year Ending 6/30/2014 - as of 3/31/2014**

09	Countywide	Prior Year	Amended	Year	Current	Balance	% of
Index	Activity ** Program *** District	Encumbrance	Budget /	to Date	Encumbrance	Available	Budget
		/ Carryover	Lapses	Expended	03/31/2014		Available
301029	CW DRAINAGE IMPROVEMENTS	5,200			5,200		0.0 %
<b>90128</b>	<b>* CW drainage improvmts</b>	<b>5,200</b>	<b>0</b>	<b>0</b>	<b>5,200</b>	<b>0</b>	<b>0.0 %</b>
321203	CW DRAINAGE IMPROVEMENTS	1,053,688	(20,687)	224,622	808,379		0.0 %
<b>92037</b>	<b>* CW DRAINAGE IMPROVEMENTS</b>	<b>1,053,688</b>	<b>(20,687)</b>	<b>224,622</b>	<b>808,379</b>	<b>0</b>	<b>0.0 %</b>
331249	CW DRAINAGE IMPROVEMENTS	1,025,052	(11,476)	505,717	507,859		0.0 %
<b>93049</b>	<b>* CW DRAINAGE IMPROVEMENTS</b>	<b>1,025,052</b>	<b>(11,476)</b>	<b>505,717</b>	<b>507,859</b>	<b>0</b>	<b>0.0 %</b>
345319	CW DRAINAGE IMPROVEMENTS		1,350,000	305,709	742,755	301,536	22.3 %
345389	PAPA AVE DRAINAGE IMPROVEMENTS		250,000			250,000	100.0 %
<b>94019</b>	<b>* CW DRAINAGE IMPROVEMENTS</b>	<b>0</b>	<b>1,600,000</b>	<b>305,709</b>	<b>742,755</b>	<b>551,536</b>	<b>34.5 %</b>
371203	CW DRAINAGE IMPROVEMENTS	66,797			66,797		0.0 %
<b>97076</b>	<b>* CTYWIDE DRAINAGE IMPRVMTS</b>	<b>66,797</b>	<b>0</b>	<b>0</b>	<b>66,797</b>	<b>0</b>	<b>0.0 %</b>
<b>901</b>	<b>** DRAINAGE</b>	<b>2,150,737</b>	<b>1,567,837</b>	<b>1,036,048</b>	<b>2,130,990</b>	<b>551,536</b>	<b>14.8 %</b>
331136	CW PW ADA IMPROVEMENTS	454,543	(39,078)	212,185	203,280		0.0 %
<b>93036</b>	<b>* CW PW ADA IMPROVEMENTS</b>	<b>454,543</b>	<b>(39,078)</b>	<b>212,185</b>	<b>203,280</b>	<b>0</b>	<b>0.0 %</b>
333250	CW EQUIPMENT	1,946,979		1,946,979			0.0 %
<b>93050</b>	<b>* CW EQUIPMENT</b>	<b>1,946,979</b>	<b>0</b>	<b>1,946,979</b>	<b>0</b>	<b>0</b>	<b>0.0 %</b>
331251	PUBLIC SAFETY RADIO SYSTEM	4,808,191		338,819	4,469,372		0.0 %
<b>93051</b>	<b>* PUBLIC SAFETY RADIO SYSTEM</b>	<b>4,808,191</b>	<b>0</b>	<b>338,819</b>	<b>4,469,372</b>	<b>0</b>	<b>0.0 %</b>
345260	BUS STOPS & SHELTERS		62,807	18,982	43,825		0.0 %
<b>94060</b>	<b>* BUS STOPS &amp; SHELTERS</b>	<b>0</b>	<b>62,807</b>	<b>18,982</b>	<b>43,825</b>	<b>0</b>	<b>0.0 %</b>
345261	CW EQUIPMENT		3,015,115		3,015,115		0.0 %
<b>94061</b>	<b>* CW EQUIPMENT</b>	<b>0</b>	<b>3,015,115</b>	<b>0</b>	<b>3,015,115</b>	<b>0</b>	<b>0.0 %</b>

**County of Maui**  
**Statement of Appropriations and Expenditures**  
**Capital Improvement Program by District**  
**Fiscal Year Ending 6/30/2014 - as of 3/31/2014**

09	Countywide	Prior Year	Amended	Year	Current	Balance	% of
Index	Activity ** Program *** District	Encumbrance	Budget /	to Date	Encumbrance	Available	Budget
*	**	/ Carryover	Lapses	Expended	03/31/2014	Available	Available
345363	PUBLIC SAFETY RADIO SYSTEM REP		529,000	17,522	166,581	344,898	65.2 %
<b>94063</b>	<b>* PUBLIC SAFETY RADIO SYS REPLAC</b>	<b>0</b>	<b>529,000</b>	<b>17,522</b>	<b>166,581</b>	<b>344,898</b>	<b>65.2 %</b>
<b>902</b>	<b>** Other Projects</b>	<b>7,209,713</b>	<b>3,567,844</b>	<b>2,534,487</b>	<b>7,898,173</b>	<b>344,898</b>	<b>3.2 %</b>
303189	COUNTY BUILDING RENOVATION	171,954		82,886	89,068		0.0 %
<b>90113</b>	<b>* County bldg renovations</b>	<b>171,954</b>	<b>0</b>	<b>82,886</b>	<b>89,068</b>	<b>0</b>	<b>0.0 %</b>
303190	CW FACILITY BUILDING IMPRMNTS	88,000		88,000			0.0 %
<b>90114</b>	<b>* CW facility bldg imprvmts</b>	<b>88,000</b>	<b>0</b>	<b>88,000</b>	<b>0</b>	<b>0</b>	<b>0.0 %</b>
303191	CW FIRE FACILITIES	33,337	(22,374)	9,213	1,750		0.0 %
<b>90115</b>	<b>* CW fire facilities</b>	<b>33,337</b>	<b>(22,374)</b>	<b>9,213</b>	<b>1,750</b>	<b>0</b>	<b>0.0 %</b>
313006	CW FIRE FACILITIES	2,635		2,635			0.0 %
<b>91003</b>	<b>* CW fire facilities</b>	<b>2,635</b>	<b>0</b>	<b>2,635</b>	<b>0</b>	<b>0</b>	<b>0.0 %</b>
313007	CW POLICE FACILITIES	2,529			2,529		0.0 %
<b>91004</b>	<b>* CW police facilities</b>	<b>2,529</b>	<b>0</b>	<b>0</b>	<b>2,529</b>	<b>0</b>	<b>0.0 %</b>
314018	CW PARK FACILITIES	7,933			7,933		0.0 %
<b>91005</b>	<b>* CW parks facilities</b>	<b>7,933</b>	<b>0</b>	<b>0</b>	<b>7,933</b>	<b>0</b>	<b>0.0 %</b>
313008	BUS STOPS & SHELTERS	9,715	(2,531)	7,184			0.0 %
<b>91006</b>	<b>* Bus stops and shelters</b>	<b>9,715</b>	<b>(2,531)</b>	<b>7,184</b>	<b>0</b>	<b>0</b>	<b>0.0 %</b>
313204	CW FACILITY BUILDING IMPRVMNTS	47,589			47,589		0.0 %
<b>91034</b>	<b>* CW facility bldg improvements</b>	<b>47,589</b>	<b>0</b>	<b>0</b>	<b>47,589</b>	<b>0</b>	<b>0.0 %</b>
313205	CW FIRE FACILITIES	38,075			38,075		0.0 %
<b>91035</b>	<b>* CW fire facilities</b>	<b>38,075</b>	<b>0</b>	<b>0</b>	<b>38,075</b>	<b>0</b>	<b>0.0 %</b>
313207	CW PUBLIC WRKS ADA IMPRVMNTS	16,059		15,349	710		0.0 %

**County of Maui**  
**Statement of Appropriations and Expenditures**  
**Capital Improvement Program by District**  
**Fiscal Year Ending 6/30/2014 - as of 3/31/2014**

09	Countywide	Prior Year	Amended	Year	Current	Balance	% of
Index	Activity ** Program *** District	Encumbrance	Budget /	to Date	Encumbrance	Available	Budget
		/ Carryover	Lapses	Expended	03/31/2014		Available
<b>91037</b>	<b>* CW public wrks ADA</b>	<b>16,059</b>	<b>0</b>	<b>15,349</b>	<b>710</b>	<b>0</b>	<b>0.0 %</b>
314206	CW PARKS ADA IMPROVMENTS	601		601			0.0 %
<b>91039</b>	<b>* CW parks ADA improvments</b>	<b>601</b>	<b>0</b>	<b>601</b>	<b>0</b>	<b>0</b>	<b>0.0 %</b>
323020	CW FACILITY BLDG IMPROVEMNTS	36,942	475	6,600	30,817		0.0 %
<b>92007</b>	<b>* CW FACILITY BLDG IMPROVEMENT</b>	<b>36,942</b>	<b>475</b>	<b>6,600</b>	<b>30,817</b>	<b>0</b>	<b>0.0 %</b>
323021	CW FIRE FACILITIES	3,958			3,958		0.0 %
<b>92008</b>	<b>* CW FIRE FACILITIES</b>	<b>3,958</b>	<b>0</b>	<b>0</b>	<b>3,958</b>	<b>0</b>	<b>0.0 %</b>
323022	CW POLICE FACILITIES	23,501	(19,401)		4,100		0.0 %
<b>92009</b>	<b>* CW POLICE FACILITIES</b>	<b>23,501</b>	<b>(19,401)</b>	<b>0</b>	<b>4,100</b>	<b>0</b>	<b>0.0 %</b>
323023	PUBLIC SAFETY RADIO SYSTEM RPL	7,644,678		7,644,370	308		0.0 %
<b>92010</b>	<b>* PUBLIC SAFETY RADIO SYS REPLT</b>	<b>7,644,678</b>	<b>0</b>	<b>7,644,370</b>	<b>308</b>	<b>0</b>	<b>0.0 %</b>
323024	CW PUBLIC WRKS ADA IMPROVMNTS	36,506		13,226	23,280		0.0 %
<b>92020</b>	<b>* CW PUBLIC WRKS ADA IMPROVEMNTS</b>	<b>36,506</b>	<b>0</b>	<b>13,226</b>	<b>23,280</b>	<b>0</b>	<b>0.0 %</b>
323025	BUS STOP AND SHELTERS	29,455		6,647	22,808		0.0 %
<b>92024</b>	<b>* BUS STOPS AND SHELTERS</b>	<b>29,455</b>	<b>0</b>	<b>6,647</b>	<b>22,808</b>	<b>0</b>	<b>0.0 %</b>
323206	PUBLIC SAFETY RADIO SYS REPLMT	721,265		130,273	590,992		0.0 %
323210	PUBLIC SAFETY RADIO SYS REPLMT	507,156		507,156			0.0 %
<b>92038</b>	<b>* PUBLIC SAFETY RADIO SYSTM REPL</b>	<b>1,228,421</b>	<b>0</b>	<b>637,429</b>	<b>590,992</b>	<b>0</b>	<b>0.0 %</b>
323026	PUBLIC SAFETY RADIO SYS REPLMT	5,522,692		1,104,502	4,418,190		0.0 %
<b>92040</b>	<b>* PUBLIC SAFETY RADIO SYSTM REPL</b>	<b>5,522,692</b>	<b>0</b>	<b>1,104,502</b>	<b>4,418,190</b>	<b>0</b>	<b>0.0 %</b>
331115	CW FACILITY BLDG IMPROVEMENTS	297,361	(761)	132,276	164,324		0.0 %
331185	CW FAC BLDG RENO KALANA 4TH FL	50,000	(50,000)				-

**County of Maui**  
**Statement of Appropriations and Expenditures**  
**Capital Improvement Program by District**  
**Fiscal Year Ending 6/30/2014 - as of 3/31/2014**

09	Countywide							
	Index		Prior Year	Amended	Year	Current	Balance	% of
	* Activity ** Program *** District		Encumbrance	Budget /	to Date	Encumbrance	Available	Budget
			/ Carryover	Lapses	Expended	03/31/2014		Available
93015	* CW FACILITY BLDG IMPROVEMENTS		347,361	(50,761)	132,276	164,324	0	0.0 %
331116	CW FIRE FACILITIES		188,390		150,400	37,990		0.0 %
93016	* CW FIRE FACILITIES		188,390	0	150,400	37,990	0	0.0 %
331117	CW POLICE FACILITIES		247,426		98,700	148,726		0.0 %
93017	* CW POLICE FACILITIES		247,426	0	98,700	148,726	0	0.0 %
331130	BUS STOPS AND SHELTERS		173,316	(610)	77,541	95,165		0.0 %
93030	* BUS STOPS AND SHELTERS		173,316	(610)	77,541	95,165	0	0.0 %
345320	CW FACILITY BLDG IMPROVEMENTS			500,000	23,587	5,222	471,191	94.2 %
94020	* CW FACILITY BLDG IMPROVEMENTS		0	500,000	23,587	5,222	471,191	94.2 %
345321	CW FIRE FACILITIES			300,000	58,698	44,453	196,850	65.6 %
94021	* CW FIRE FACILITIES		0	300,000	58,698	44,453	196,850	65.6 %
345322	CW POLICE FACILITIES			300,000	30,178	99,567	170,255	56.8 %
94022	* CW POLICE FACILITIES		0	300,000	30,178	99,567	170,255	56.8 %
345323	CW FUEL TANK REPLACEMENTS			250,000			250,000	100.0 %
94023	* CW FUEL TANK REPLACEMENTS		0	250,000	0	0	250,000	100.0 %
393015	CW FACILITY BLDG IMPROVMNTS		54,549	(54,347)	203			0.0 %
99014	* CW FACILITY BLDG IMPROVEMENTS		54,549	(54,347)	203	0	0	0.0 %
393016	CW FIRE FACILITIES		29,513			29,513		0.0 %
99015	* CW FIRE FACILITIES		29,513	0	0	29,513	0	0.0 %
903	** GOVERNMENT FACILITIES		15,985,135	1,200,451	10,190,225	5,907,067	1,088,296	6.3 %
304015	CW ADA IMPROVEMENTS		8,441		8,441			0.0 %

**County of Maui**  
**Statement of Appropriations and Expenditures**  
**Capital Improvement Program by District**  
**Fiscal Year Ending 6/30/2014 - as of 3/31/2014**

09	Countywide	Prior Year	Amended	Year	Current	Balance	% of
Index	Activity ** Program *** District	Encumbrance	Budget /	to Date	Encumbrance	Available	Budget
		/ Carryover	Lapses	Expended	03/31/2014		Available
<b>90117</b>	<b>* CW ADA act improvmts</b>	<b>8,441</b>	<b>0</b>	<b>8,441</b>	<b>0</b>	<b>0</b>	<b>0.0 %</b>
324031	CW PARK FACILITIES	792			792		0.0 %
<b>92011</b>	<b>* CW PARK FACILITIES</b>	<b>792</b>	<b>0</b>	<b>0</b>	<b>792</b>	<b>0</b>	<b>0.0 %</b>
324201	CW PARKS ADA IMPROVEMENTS	25,504	(1,862)	23,641			0.0 %
324208	CW PARKS ADA IMPROVEMENTS	23,731		23,731			0.0 %
<b>92039</b>	<b>* CW PARKS ADA IMPROVEMENTS</b>	<b>49,235</b>	<b>(1,862)</b>	<b>47,372</b>	<b>0</b>	<b>0</b>	<b>0.0 %</b>
331118	CW PARK FACILITIES	194,876		123,069	71,808		0.0 %
<b>93018</b>	<b>* CW PARK FACILITIES</b>	<b>194,876</b>	<b>0</b>	<b>123,069</b>	<b>71,808</b>	<b>0</b>	<b>0.0 %</b>
331119	CW PARKS ADA IMPROVEMENTS	445,495		196,935	248,560		0.0 %
<b>93019</b>	<b>* CW PARK ADA IMPROVEMENTS</b>	<b>445,495</b>	<b>0</b>	<b>196,935</b>	<b>248,560</b>	<b>0</b>	<b>0.0 %</b>
331120	LARGE CAP CESSPOOL CLOSURE	263,666	(190,556)	51,774	21,336		0.0 %
<b>93020</b>	<b>* LARGE CAPACITY CESSPOOL CLOSE</b>	<b>263,666</b>	<b>(190,556)</b>	<b>51,774</b>	<b>21,336</b>	<b>0</b>	<b>0.0 %</b>
345324	CW PARKS ADA IMPROVEMENTS		300,000		50,319	249,681	83.2 %
<b>94024</b>	<b>* CW PARKS ADA IMPROVEMENTS</b>	<b>0</b>	<b>300,000</b>	<b>0</b>	<b>50,319</b>	<b>249,681</b>	<b>83.2 %</b>
345325	CW PARK FACILITIES		175,000	4,740	21,314	148,946	85.1 %
<b>94025</b>	<b>* CW PARK FACILITIES</b>	<b>0</b>	<b>175,000</b>	<b>4,740</b>	<b>21,314</b>	<b>148,946</b>	<b>85.1 %</b>
<b>904</b>	<b>** PARKS &amp; RECREATION</b>	<b>962,505</b>	<b>282,582</b>	<b>432,331</b>	<b>414,129</b>	<b>398,627</b>	<b>32.0 %</b>
533170	DOH WELLHEAD PROTECTION GRANT	725,000		308,535	416,465		0.0 %
<b>00001</b>	<b>* Federal passed thru state/c&amp;c</b>	<b>725,000</b>	<b>0</b>	<b>308,535</b>	<b>416,465</b>	<b>0</b>	<b>0.0 %</b>
509160	C'WIDE PUMP FACILITY IMPROV.	53,148			53,148		0.0 %
<b>90157</b>	<b>* CW facility improvements</b>	<b>53,148</b>	<b>0</b>	<b>0</b>	<b>53,148</b>	<b>0</b>	<b>0.0 %</b>
540330	C'WIDE LAND APPRAISAL/ACQUIS.	29,697		29,697			0.0 %

**County of Maui**  
**Statement of Appropriations and Expenditures**  
**Capital Improvement Program by District**  
**Fiscal Year Ending 6/30/2014 - as of 3/31/2014**

09	Countywide	Prior Year	Amended	Year	Current	Balance	% of
Index	Activity ** Program *** District	Encumbrance	Budget /	to Date	Encumbrance	Available	Budget
*	**	/ Carryover	Lapses	Expended	03/31/2014	Available	Available
<b>90189</b>	<b>* CW facility improvements</b>	<b>29,697</b>	<b>0</b>	<b>29,697</b>	<b>0</b>	<b>0</b>	<b>0.0 %</b>
520740	C'WIDE ARCHAEOLOGICAL MONITOR.	70,000			70,000		0.0 %
520760	C'WIDE PIPE/FACILITY IMPROVM.	47,271			47,271		0.0 %
520770	C'WIDE TANK/FACILITY IMPROVEM.	6,970		1,070	5,900		0.0 %
<b>90196</b>	<b>* CW facility improvements</b>	<b>124,241</b>	<b>0</b>	<b>1,070</b>	<b>123,171</b>	<b>0</b>	<b>0.0 %</b>
541260	COUNTYWIDE LAND APPRAISAL/ACQ	184,548			184,548		0.0 %
<b>91062</b>	<b>* CW facility imprvments</b>	<b>184,548</b>	<b>0</b>	<b>0</b>	<b>184,548</b>	<b>0</b>	<b>0.0 %</b>
521590	FACILITY IMPRVMTS	82,830		60,101	8,255	14,474	17.5 %
<b>91067</b>	<b>* CW facility improvements</b>	<b>82,830</b>	<b>0</b>	<b>60,101</b>	<b>8,255</b>	<b>14,474</b>	<b>17.5 %</b>
522900	C'WIDE PIPE/FACILITY IMPROVMTS	24,579		9,556	15,022		0.0 %
522910	C'WIDE PMP/FACLT/ENERGY UPGRDS	506,258		435,409	61,350	9,499	1.9 %
522920	C'WIDE TANK/FACILITY REPLCMNTS	2,089			2,089		0.0 %
522930	C'WIDE LAND APPRAISL/ACQUISITN	505,076		11,935	493,141		0.0 %
<b>92087</b>	<b>* CW FACILITY IMPROVEMENTS</b>	<b>1,038,002</b>	<b>0</b>	<b>456,900</b>	<b>571,602</b>	<b>9,499</b>	<b>0.9 %</b>
543150	COUNTYWIDE SOURCE DEVELOP/ACQ	1,000,000		107,456	892,543		0.0 %
<b>93083</b>	<b>* CW SOURCE DEVT/ACQUISITION</b>	<b>1,000,000</b>	<b>0</b>	<b>107,456</b>	<b>892,543</b>	<b>0</b>	<b>0.0 %</b>
523540	COUNTYWIDE FACILITY IMPROVEMTS	2,500,000	(140,984)	647,214	1,304,305	407,497	17.3 %
<b>93087</b>	<b>* CW FACILITY IMPROVEMENTS</b>	<b>2,500,000</b>	<b>(140,984)</b>	<b>647,214</b>	<b>1,304,305</b>	<b>407,497</b>	<b>17.3 %</b>
523550	COUNTYWIDE CONSERVATION PROGRM	1,000,000	(1)	98,592	901,407		0.0 %
<b>93088</b>	<b>* CW CONSERVATION PROGRAM</b>	<b>1,000,000</b>	<b>(1)</b>	<b>98,592</b>	<b>901,407</b>	<b>0</b>	<b>0.0 %</b>
524620	Pipeline and Facility Impvts	7,974	(7,974)		7,974	(7,974)	-
524670	Water Mainline Size Increase	28,070			28,070		0.0 %
<b>94000</b>	<b>* FY 2004 &amp; 1994 CIP Projects</b>	<b>36,044</b>	<b>(7,974)</b>	<b>0</b>	<b>36,044</b>	<b>(7,974)</b>	<b>(28.4)%</b>
524820	COUNTYWIDE FACILITY IMPROVMTS		3,100,000	33,171	381,527	2,685,302	86.6 %

**County of Maui**  
**Statement of Appropriations and Expenditures**  
**Capital Improvement Program by District**  
**Fiscal Year Ending 6/30/2014 - as of 3/31/2014**

09	Countywide	Prior Year	Amended	Year	Current	Balance	% of
Index	Activity ** Program *** District	Encumbrance	Budget /	to Date	Encumbrance	Available	Budget
524830	COUNTYWIDE PUMP IMPROVEMENTS		Lapses	Expended	03/31/2014		Available
			1,000,000			1,000,000	100.0 %
<b>94095</b>	<b>* CW FACILITY IMPROVEMENTS</b>	<b>0</b>	<b>4,100,000</b>	<b>33,171</b>	<b>381,527</b>	<b>3,685,302</b>	<b>89.9 %</b>
544120	CW Source Dev/Acquisition		4,000,000			4,000,000	100.0 %
<b>94096</b>	<b>* CW SOURCE DEV'T/ACQUISITION</b>	<b>0</b>	<b>4,000,000</b>	<b>0</b>	<b>0</b>	<b>4,000,000</b>	<b>100.0 %</b>
526210	COUNTYWIDE PIPE/FACILITY IMPRV	1,816		631	1,185		0.0 %
<b>96100</b>	<b>* DWS COUNTYWIDE</b>	<b>1,816</b>	<b>0</b>	<b>631</b>	<b>1,185</b>	<b>0</b>	<b>0.0 %</b>
528930	C'WIDE PUMP REPLACEMENTS	22,205			22,205		0.0 %
<b>98128</b>	<b>* COUNTYWIDE PUMP REPLACEMENTS</b>	<b>22,205</b>	<b>0</b>	<b>0</b>	<b>22,205</b>	<b>0</b>	<b>0.0 %</b>
549310	COUNTYWIDE FACILITY IMPROV	91,301		83,105	8,196		0.0 %
<b>99091</b>	<b>* CW FACILITY IMPROVEMENTS</b>	<b>91,301</b>	<b>0</b>	<b>83,105</b>	<b>8,196</b>	<b>0</b>	<b>0.0 %</b>
529720	COUNTYWIDE FACILITY IMPROV	97,147			97,147		0.0 %
<b>99094</b>	<b>* CW FACILITY IMPROVEMENTS</b>	<b>97,147</b>	<b>0</b>	<b>0</b>	<b>97,147</b>	<b>0</b>	<b>0.0 %</b>
<b>905</b>	<b>** WATER SUPPLY</b>	<b>6,985,979</b>	<b>7,951,041</b>	<b>1,826,472</b>	<b>5,001,748</b>	<b>8,108,798</b>	<b>54.3 %</b>
307029	COUNTYWIDE ROAD RESURFACING	239,495	(53,969)		185,526		0.0 %
<b>90129</b>	<b>* CW road resurfacing</b>	<b>239,495</b>	<b>(53,969)</b>	<b>0</b>	<b>185,526</b>	<b>0</b>	<b>0.0 %</b>
317016	CW BRIDGE REPAIR/MAINTENANCE	92,214			92,214		0.0 %
317020	BIKEWAY PROJECTS	146,568			146,568		0.0 %
<b>91000</b>	<b>* FY 2001 CIP projects</b>	<b>238,782</b>	<b>0</b>	<b>0</b>	<b>238,782</b>	<b>0</b>	<b>0.0 %</b>
317031	CW ROAD RESURFACING	477,937	(13,427)	91,576	372,934		0.0 %
<b>91012</b>	<b>* CW road resurfacing</b>	<b>477,937</b>	<b>(13,427)</b>	<b>91,576</b>	<b>372,934</b>	<b>0</b>	<b>0.0 %</b>
317033	CW SPEED HUMP PRGRM	5,580	(5,580)				-
<b>91014</b>	<b>* CW speed hump prgrm</b>	<b>5,580</b>	<b>(5,580)</b>	<b>0</b>	<b>0</b>	<b>0</b>	<b>- -</b>



**County of Maui**  
**Statement of Appropriations and Expenditures**  
**Capital Improvement Program by District**  
**Fiscal Year Ending 6/30/2014 - as of 3/31/2014**

09	Countywide	Prior Year	Amended	Year	Current	Balance	% of
Index	Activity ** Program *** District	Encumbrance	Budget /	to Date	Encumbrance	Available	Budget
*	**	/	Lapses	Expended	03/31/2014	Available	Available
317034	CW PUBLIC WORKS IMPROVEMENTS	14,218	(14,218)				-
<b>91015</b>	<b>* CW public works improvements</b>	<b>14,218</b>	<b>(14,218)</b>	<b>0</b>	<b>0</b>	<b>0</b>	<b>- -</b>
327020	BIKEWAY PROGRAMS	61,251			61,251		0.0 %
<b>92000</b>	<b>* FY 2002 CIP projects</b>	<b>61,251</b>	<b>0</b>	<b>0</b>	<b>61,251</b>	<b>0</b>	<b>0.0 %</b>
327032	CW ROAD RESURFACING	1,285,664	(2,054)	197,894	1,085,715		0.0 %
<b>92021</b>	<b>* CW ROAD RESURFACING</b>	<b>1,285,664</b>	<b>(2,054)</b>	<b>197,894</b>	<b>1,085,715</b>	<b>0</b>	<b>0.0 %</b>
327033	CW SAFETY IMPROVEMENTS	20,951		7,697	13,254		0.0 %
<b>92022</b>	<b>* CW SAFETY IMPROVEMENTS</b>	<b>20,951</b>	<b>0</b>	<b>7,697</b>	<b>13,254</b>	<b>0</b>	<b>0.0 %</b>
327034	CW SPEED HUMP PROGRAM	70,346		5,993	64,353		0.0 %
<b>92023</b>	<b>* CW SPEED HUMP PRGRAM</b>	<b>70,346</b>	<b>0</b>	<b>5,993</b>	<b>64,353</b>	<b>0</b>	<b>0.0 %</b>
337014	BIKEWAY PROGRAMS 2003	207,616			207,616		0.0 %
<b>93000</b>	<b>* FY 2003 &amp; 1993 CIP projects</b>	<b>207,616</b>	<b>0</b>	<b>0</b>	<b>207,616</b>	<b>0</b>	<b>0.0 %</b>
331131	CW ROAD RESURFACING	3,984,057	(116,778)	1,702,602	2,164,678		0.0 %
<b>93031</b>	<b>* CW ROAD RESURFACING</b>	<b>3,984,057</b>	<b>(116,778)</b>	<b>1,702,602</b>	<b>2,164,678</b>	<b>0</b>	<b>0.0 %</b>
331132	CW SAFETY IMPROVEMENTS	403,216	(5,940)	124,380	272,896		0.0 %
<b>93032</b>	<b>* CW SAFETY IMPROVEMENTS</b>	<b>403,216</b>	<b>(5,940)</b>	<b>124,380</b>	<b>272,896</b>	<b>0</b>	<b>0.0 %</b>
331133	CW SIDEWALK IMPROVEMENTS	354,636	(35,844)	149,296	169,496		0.0 %
<b>93033</b>	<b>* CW SIDEWALK IMPROVEMENTS</b>	<b>354,636</b>	<b>(35,844)</b>	<b>149,296</b>	<b>169,496</b>	<b>0</b>	<b>0.0 %</b>
331134	CW SLURRY SEAL	7,376	(6,934)		443		0.0 %
<b>93034</b>	<b>* CW SLURRY SEAL</b>	<b>7,376</b>	<b>(6,934)</b>	<b>0</b>	<b>443</b>	<b>0</b>	<b>0.0 %</b>
331135	CW SPEED HUMP TABLE PROGRAM	499,980	(33,258)	369,582	97,140		0.0 %
<b>93035</b>	<b>* CW SPEED HUMP/SPEED TABLE PRG</b>	<b>499,980</b>	<b>(33,258)</b>	<b>369,582</b>	<b>97,140</b>	<b>0</b>	<b>0.0 %</b>

**County of Maui**  
**Statement of Appropriations and Expenditures**  
**Capital Improvement Program by District**  
**Fiscal Year Ending 6/30/2014 - as of 3/31/2014**

09	Countywide	Prior Year	Amended	Year	Current	Balance	% of
Index	Activity ** Program *** District	Encumbrance	Budget /	to Date	Encumbrance	Available	Budget
*	**	/	Lapses	Expended	03/31/2014	Available	Available
331138	CW BIKEWAY IMPROVEMENTS	299,771		43,849	255,923		0.0 %
<b>93038</b>	<b>* CW BIKEWAY IMPROVEMENTS</b>	<b>299,771</b>	<b>0</b>	<b>43,849</b>	<b>255,923</b>	<b>0</b>	<b>0.0 %</b>
337502	WHEELCHAIR RAMPS-STP0900(64)	192,623	(192,623)				-
337507	KAMALII ELEM SCH SAFE ROUTES	459,000			427,130	31,871	6.9 %
337508	PRINCESS NAHIENAENA SAFE ROUTE	155,000			125,769	29,231	18.9 %
<b>93099</b>	<b>* State/Fed/Private FY2003/2013</b>	<b>806,623</b>	<b>(192,623)</b>	<b>0</b>	<b>552,899</b>	<b>61,102</b>	<b>10.0 %</b>
347020	CW BIKEWAY PROGRAMS	71,590			71,590		0.0 %
<b>94000</b>	<b>* FY 2004 &amp; 1994 CIP Projects</b>	<b>71,590</b>	<b>0</b>	<b>0</b>	<b>71,590</b>	<b>0</b>	<b>0.0 %</b>
345332	CW BRIDGE IMPROVEMENTS		295,000	143,973	151,787	(761)	(0.3)%
345390	WAIIEHU STREAM BRIDGE REPAIR		75,000			75,000	100.0 %
<b>94032</b>	<b>* CW BRIDGE IMPROVEMENTS</b>	<b>0</b>	<b>370,000</b>	<b>143,973</b>	<b>151,787</b>	<b>74,239</b>	<b>20.1 %</b>
345333	CW RD RESURFACING/PAVEMENT PR		5,546,744	981,782	2,189,463	2,375,499	42.8 %
<b>94033</b>	<b>* CW RD RESURFACING/PAVEMENT PRE</b>	<b>0</b>	<b>5,546,744</b>	<b>981,782</b>	<b>2,189,463</b>	<b>2,375,499</b>	<b>42.8 %</b>
345334	CW SAFETY IMPROVEMENTS		500,000	188,417	194,990	116,593	23.3 %
<b>94034</b>	<b>* CW SAFETY IMPROVEMENTS</b>	<b>0</b>	<b>500,000</b>	<b>188,417</b>	<b>194,990</b>	<b>116,593</b>	<b>23.3 %</b>
345335	CW SIDEWALK IMPROVEMENTS		450,000	29,976	185,721	234,303	52.1 %
<b>94035</b>	<b>* CW SIDEWALK IMPROVEMENTS</b>	<b>0</b>	<b>450,000</b>	<b>29,976</b>	<b>185,721</b>	<b>234,303</b>	<b>52.1 %</b>
345336	CW SPEED HUMP/SPEED TABLE PRG		500,000		63,400	436,600	87.3 %
<b>94036</b>	<b>* CW SPEED HUMP/SPEED TABLE PRG</b>	<b>0</b>	<b>500,000</b>	<b>0</b>	<b>63,400</b>	<b>436,600</b>	<b>87.3 %</b>
345337	CW BIKEWAY IMPROVEMENTS		300,000	314	148,744	150,942	50.3 %
<b>94037</b>	<b>* CW BIKEWAY IMPROVEMENTS</b>	<b>0</b>	<b>300,000</b>	<b>314</b>	<b>148,744</b>	<b>150,942</b>	<b>50.3 %</b>
347502	CURB RAMPS-VARS.STP#0900-65	331,450	(331,450)				-
<b>94099</b>	<b>* State/Fed/Private FY94/04/2014</b>	<b>331,450</b>	<b>(331,450)</b>	<b>0</b>	<b>0</b>	<b>0</b>	<b>--</b>

**County of Maui**  
**Statement of Appropriations and Expenditures**  
**Capital Improvement Program by District**  
**Fiscal Year Ending 6/30/2014 - as of 3/31/2014**

09	Countywide	Prior Year	Amended	Year	Current	Balance	% of
Index	Activity ** Program *** District	Encumbrance	Budget /	to Date	Encumbrance	Available	Budget
		/ Carryover	Lapses	Expended	03/31/2014		Available
357020	WHEELCHAIR RAMPS-VAR LOCATIONS	2,916	(2,916)				-
<b>95031</b>	<b>* Wheelchair ramps-various locat</b>	<b>2,916</b>	<b>(2,916)</b>	<b>0</b>	<b>0</b>	<b>0</b>	<b>- -</b>
367045	CURB RAMPS-VARIOUS LOCATIONS		(44,164)	(44,164)			0.0 %
<b>96053</b>	<b>* Curb ramps at var locations</b>	<b>0</b>	<b>(44,164)</b>	<b>(44,164)</b>	<b>0</b>	<b>0</b>	<b>0.0 %</b>
367053	CW BRIDGE REPAIR & MAINTENANCE	163,540			163,540		0.0 %
<b>96055</b>	<b>* CW bridge repair &amp; maintenance</b>	<b>163,540</b>	<b>0</b>	<b>0</b>	<b>163,540</b>	<b>0</b>	<b>0.0 %</b>
367502	CURB RAMPS@ VAR LCTNS0900/69	427,879	(383,715)	44,164			0.0 %
<b>96099</b>	<b>* State/federal/private 96 &amp; 06</b>	<b>427,879</b>	<b>(383,715)</b>	<b>44,164</b>	<b>0</b>	<b>0</b>	<b>0.0 %</b>
377014	CW BRIDGE REPAIR/MAINTENANCE	4,624		1,207	3,418		0.0 %
<b>97000</b>	<b>* FY 1997 CIP projects</b>	<b>4,624</b>	<b>0</b>	<b>1,207</b>	<b>3,418</b>	<b>0</b>	<b>0.0 %</b>
377033	CW SAFETY IMPROVEMNTS	45,252			45,252		0.0 %
377035	CW BRIDGE REPAIR & MAINTENANCE	11,211	(11,211)				-
<b>97055</b>	<b>* CW RD RESRFG/SAFETY IMPR/URBAN</b>	<b>56,463</b>	<b>(11,211)</b>	<b>0</b>	<b>45,252</b>	<b>0</b>	<b>0.0 %</b>
387030	CW SAFETY IMPROVEMENTS	89,068			89,068		0.0 %
<b>98062</b>	<b>* CW safety improvements</b>	<b>89,068</b>	<b>0</b>	<b>0</b>	<b>89,068</b>	<b>0</b>	<b>0.0 %</b>
<b>907</b>	<b>** ROADS</b>	<b>10,125,029</b>	<b>6,412,663</b>	<b>4,038,538</b>	<b>9,049,879</b>	<b>3,449,278</b>	<b>20.9 %</b>
313208	LANDFILL GAS MONITORING WELLS	10,076			10,076		0.0 %
<b>91040</b>	<b>* Landfill gas monitoring wells</b>	<b>10,076</b>	<b>0</b>	<b>0</b>	<b>10,076</b>	<b>0</b>	<b>0.0 %</b>
<b>908</b>	<b>** SOLID WASTE FACILITIES</b>	<b>10,076</b>	<b>0</b>	<b>0</b>	<b>10,076</b>	<b>0</b>	<b>0.0 %</b>
309207	CW WASTEWATER SYSTEM MODIFCTNS	2,998	4,598	7,596			0.0 %
<b>90156</b>	<b>* CW wastewater system modifcatn</b>	<b>2,998</b>	<b>4,598</b>	<b>7,596</b>	<b>0</b>	<b>0</b>	<b>0.0 %</b>
309019	CW EPA CONSENT DECR WWRF RENVT	8,799		8,799			0.0 %

**County of Maui**  
**Statement of Appropriations and Expenditures**  
**Capital Improvement Program by District**  
**Fiscal Year Ending 6/30/2014 - as of 3/31/2014**

09	Countywide	Prior Year	Amended	Year	Current	Balance	% of
Index	Activity ** Program *** District	Encumbrance	Budget /	to Date	Encumbrance	Available	Budget
		/ Carryover	Lapses	Expended	03/31/2014		Available
90177	* CW EPA WWRF renovtn projects	8,799	0	8,799	0	0	0.0 %
309020	EPA CONSENT DECR COMPLNCE PRJS	5,325			5,325		0.0 %
90178	* EPA consnt decree complnce prj	5,325	0	0	5,325	0	0.0 %
313216	CW INJECTION WELL REHABILITN	326,199			326,199		0.0 %
91044	* CW injection well rehabilitn	326,199	0	0	326,199	0	0.0 %
319010	CW PUMP STATION RENOVATIONS	262,429		100,527	161,902		0.0 %
91049	* CW pump stn renovations	262,429	0	100,527	161,902	0	0.0 %
319011	CW WASTEWATER SYSTEM MODIFICTN	35,555	(27,677)	7,878			0.0 %
91050	* CW WW system modifications	35,555	(27,677)	7,878	0	0	0.0 %
319012	CW WET WELL REHABILITATION	492,101		153,683	338,418		0.0 %
91051	* CW wet well rehabilitation	492,101	0	153,683	338,418	0	0.0 %
319013	CW EPA CONSNT DECR COMPLNC PRJ	79,087	(28,061)	47,156	3,870		0.0 %
91052	* CW EPA consent decree	79,087	(28,061)	47,156	3,870	0	0.0 %
329020	CW EPA CONST DECR COMPLNCE PRJ	258,445		153,698	104,747		0.0 %
92057	* CW EPA CONSNT DECR COMPLNCE PR	258,445	0	153,698	104,747	0	0.0 %
329021	CW EPA WWRF RENOVATION PRJS	22,941		22,941			0.0 %
92058	* CW EPA CNSNT DEC WWRF RNVTN PR	22,941	0	22,941	0	0	0.0 %
329023	CW WSTWTR SYSTEM MODIFICATION	516,047	(63,393)	152,217	300,437		0.0 %
92060	* CW WW SYSTEM MODIFICATIONS	516,047	(63,393)	152,217	300,437	0	0.0 %
329024	CW WET WELL REHABILITATION	940,974		753,240	187,734		0.0 %
92061	* CW WET WELL REHABILITATION	940,974	0	753,240	187,734	0	0.0 %
329502	CW PUMP STATION RENOVATIONS	3,568,179		1,575,345	1,992,834		0.0 %

**County of Maui**  
**Statement of Appropriations and Expenditures**  
**Capital Improvement Program by District**  
**Fiscal Year Ending 6/30/2014 - as of 3/31/2014**

09	Countywide	Prior Year	Amended	Year	Current	Balance	% of
Index	Activity ** Program *** District	Encumbrance	Budget /	to Date	Encumbrance	Available	Budget
		/ Carryover	Lapses	Expended	03/31/2014		Available
<b>92071</b>	<b>* CW PUMP STATION RENOVATIONS</b>	<b>3,568,179</b>	<b>0</b>	<b>1,575,345</b>	<b>1,992,834</b>	<b>0</b>	<b>0.0 %</b>
331170	CW EPA CONSENT DECREE COMPLIAN	559,751		259,333	300,418		0.0 %
<b>93070</b>	<b>* CW EPA COMPLIANCE PROJECTS</b>	<b>559,751</b>	<b>0</b>	<b>259,333</b>	<b>300,418</b>	<b>0</b>	<b>0.0 %</b>
331171	CW EPA WW RECLAMATION FACILITY	967,064		456,053	511,010		0.0 %
<b>93071</b>	<b>* CW EPA WWRF RENOVATION PROJ</b>	<b>967,064</b>	<b>0</b>	<b>456,053</b>	<b>511,010</b>	<b>0</b>	<b>0.0 %</b>
331172	CW WASTEWATER SYSTEM MODIFICAT	899,494	(12,027)	50,839	836,627		0.0 %
<b>93072</b>	<b>* CW WW SYSTEM MODIFICATION</b>	<b>899,494</b>	<b>(12,027)</b>	<b>50,839</b>	<b>836,627</b>	<b>0</b>	<b>0.0 %</b>
331173	CW WET WELL REHABILITATION	1,000,000			1,000,000		0.0 %
<b>93073</b>	<b>* CW WET WELL REHABILITATION</b>	<b>1,000,000</b>	<b>0</b>	<b>0</b>	<b>1,000,000</b>	<b>0</b>	<b>0.0 %</b>
345378	CW EPA DECREE COMPLIANCE PRJ		750,000		132,923	617,077	82.3 %
<b>94078</b>	<b>* CW EPA CONSENT COMPLIANCE PRJ</b>	<b>0</b>	<b>750,000</b>	<b>0</b>	<b>132,923</b>	<b>617,077</b>	<b>82.3 %</b>
345379	CW EPA DECREE WW RECL RENOV		2,800,000	2,012,836		787,164	28.1 %
<b>94079</b>	<b>* CW EPA CDECREE WW RECL FAC REN</b>	<b>0</b>	<b>2,800,000</b>	<b>2,012,836</b>	<b>0</b>	<b>787,164</b>	<b>28.1 %</b>
345380	CW WW SYSTEM MODIFICATIONS		1,000,000		342,319	657,681	65.8 %
<b>94080</b>	<b>* CW WW SYSTEM MODIFICATIONS</b>	<b>0</b>	<b>1,000,000</b>	<b>0</b>	<b>342,319</b>	<b>657,681</b>	<b>65.8 %</b>
345381	CW WET WELL REHABILITATION		1,000,000		1,000,000		0.0 %
<b>94081</b>	<b>* CW WET WELL REHABILITATION</b>	<b>0</b>	<b>1,000,000</b>	<b>0</b>	<b>1,000,000</b>	<b>0</b>	<b>0.0 %</b>
359205	EPA CONSENT DECREE COMPL-GOB06	9,119		7,149	1,970		0.0 %
<b>95046</b>	<b>* EPA consent decree compliance</b>	<b>9,119</b>	<b>0</b>	<b>7,149</b>	<b>1,970</b>	<b>0</b>	<b>0.0 %</b>
379203	EPA CONSENT DECR COMPLNCE PRJ	27,800		1,543	26,257		0.0 %
<b>97080</b>	<b>* EPA CONSNT DECREE COMPLNCE PRJ</b>	<b>27,800</b>	<b>0</b>	<b>1,543</b>	<b>26,257</b>	<b>0</b>	<b>0.0 %</b>
379507	CW PUMP STATION RNOVTNS-DESIGN	201,292		60,893	140,399		0.0 %


**County of Maui**  
**Statement of Appropriations and Expenditures**  
**Capital Improvement Program by District**  
**Fiscal Year Ending 6/30/2014 - as of 3/31/2014**

09	Countywide	Prior Year	Amended	Year	Current	Balance	% of
Index	* Activity ** Program *** District	Encumbrance	Budget /	to Date	Encumbrance	Available	Budget
		/ Carryover	Lapses	Expended	03/31/2014		Available
97096	* CENTRAL OPERATIONS/CW PUMP STN	201,292	0	60,893	140,399	0	0.0 %
389011	CW INJECTION WELL REHABILITATN	15,203		6,595	8,608		0.0 %
98203	* CW injection well rehabilitatn	15,203	0	6,595	8,608	0	0.0 %
909	** WASTEWATER FACILITIES	10,198,802	5,423,440	5,838,321	7,721,997	2,061,922	13.2 %
District ***	Countywide	<u>53,627,976</u>	<u>26,405,858</u>	<u>25,896,422</u>	<u>38,134,059</u>	<u>16,003,355</u>	<u>20.0 %</u>
	Grand Total	187,808,486	82,225,797	74,015,993	123,019,550	72,998,746	27.0 %

---

# V. Appendix

---





## GLOSSARY

### **Activity**

An activity is a program or part of a program. Each activity has a budget amount in the operating budget or Capital Improvement Program.

### **Appropriation**

Money authorized to spend for a specific use.

### **Bonds - General Obligation**

A funding tool that is a written promise to pay a specific sum plus interest in the future, used to fund capital improvement projects. A General Obligation bond is secured by the County's General Fund.

### **Capital Improvement Program (CIP)**

Capital projects are long-lived expenditures related to construction, expansion or major repair of infrastructure. An appropriation for a capital improvement lapses six months after the close of the fiscal year. There are eight programs: Drainage, Flood Control, Government Facilities, Parks and

Recreation, Economic Development / Planning, Roads, Solid Waste Facilities and Wastewater Facilities.

### **Carryover Savings (Fund Balance)**

Unappropriated revenue and unencumbered balances of any appropriations in a fund at the end of the fiscal year. For budget purposes this is an estimated amount.

### **Character**

Revenue is grouped by object and character. The character (Char) is a major group such as Taxes, or Licenses and Permits.

### **Countywide Costs**

Countywide costs include costs such as insurance, debt payments, inter-departmental transfers and employee benefits.

### **Debt Service**

The interest and principal payments on bond issues used to finance certain capital improvement projects and loans.

### **Encumbrance**

A commitment of funds to an expenditure at a future date as a result of a purchase order, contract or other funding commitment. An estimated amount of expenditures. The funds may not be used for any other purpose.

### **Expenditure**

An outlay of funds. A payment for goods or services rendered.

### **Fiscal Year**

The County fiscal year runs from July 1 to June 30 of the following year. The operating budget is based on this time frame.

### **Fund**

A separate accounting entity with revenues and expenditures for carrying on specific activities. The largest fund is the General Fund. The Wastewater Fund, the Highway Fund and the Solidwaste Fund are other examples. Also see **FUND DESCRIPTIONS**.

## GLOSSARY

### **Grants / Grant Revenue**

A grant is a financial contribution by the County or a State, Federal or private organization to support a particular function. The County receives as well as distributes grants. Grant funds are legally restricted to expenditures for specific purposes and provide a cost sharing alternative for programs and projects. Grant revenue was referred to as "Special Revenue" in previous years' budgets.

### **Interfund / Interdepartmental Transfers**

These are governmental accounting transfers of revenue between funds. These transfers include overhead, fringe benefits and debt service charges as well as supplemental transfers from the General Fund for special fund operations and CIP.

### **Lapsed Bond Proceeds**

These are funds appropriated from previous fiscal years that are

not encumbered by December 31 of the following fiscal year. Lapsed funds must be re-appropriated prior to expenditure.

### **Object**

Revenue is grouped by object and character. An object is a smaller group such as General Property Taxes, Business Licenses and Permits, or Interest Income.

### **Operating Budget**

Expenditures for all departments' salaries and wages, operations and equipment.

### **Program**

An activity or service or group of activities or services and the resources to carry them out, that are intended to achieve specific objectives. Each county department is responsible for at least one program. Some programs are funded by the Operating Budget and some by Grant Revenue.

### **Revenue**

Receipts received from various sources including real property tax, the transient accommodations tax, fuel tax and sewer/cesspool user fees.

### **Special Assessment**

A charge made against certain properties to help pay for all or part of the cost of a specific capital improvement project. Also park land or a monetary assessment fee received from new developments.

### **Transient Accommodations Tax**

Also known as hotel room tax. The County of Maui receives 22.8% of the total amount collected by the State, after 6% of the Statewide collections are withheld for administrative expense. The current TAT rate in Hawaii is 9.25%.

## FUND DESCRIPTIONS

The budget is organized into funds. A fund is a separate accounting entity with revenues and expenditures for carrying on specific activities. Each fund is a set of self-balancing accounts.

Following is a list of all funds that are subject to appropriation in the Maui County budget.

### **General Fund**

This is the largest of the County's funds. It accounts for all financial resources which are not required to be in another fund. Services within the General Fund include police and fire protection, parks and recreation (except golf), general administrative services, social concerns, planning and other activity for which a special fund has not been created.

### **Liquor Control Fund**

It receives revenue from all liquor license fees. Fund revenues are expended for the operation and administration of the Liquor Control Commission, Liquor Control Adjudication Board, and the Department of Liquor Control.

### **Highway Fund**

This fund was created for the deposit of fuel taxes, public utility franchise taxes and motor vehicle weight taxes. These revenues are expended for acquisition, design, construction, Improvement, repair and maintenance

of County highways, streets, street lights, storm drains and bridges.

### **Wastewater Fund**

It was established to receive all revenue derived from monthly sewer charges, assessments and service charges for pumping of cesspools, septic tanks, etc.. Revenue is expended for the repair, operation and maintenance of the wastewater facilities and sewer systems, including debt service.

### **Bikeway Fund**

This fund was established to collect revenue from bicycle licenses. It is expended for bikeway construction and maintenance.

### **Solid waste Fund**

All refuse collection fees and landfill disposal charges are deposited here. The fund is used for the operation of the County's collection and disposal programs and for diversion programs such as resource recovery and recycling.

### **Grant Funds**

A grant is a financial contribution by the County or a State, Federal or private organization to support a particular function. The County receives as well as distributes grants. Grant funds are legally restricted to expenditures for specific purposes and provide a cost sharing alternative for programs and projects. Grant revenue

was referred to as "Special Revenue" in previous years' budgets. The funds are aggressively pursued to relieve the reliance on County funds and to encourage participation of other government agencies.

### **Debt Service Fund**

Debt service of bonds and loans is accounted for in this fund. The transfer to this fund is included in the Operations by Budget Item report.

### **Golf Fund**

This fund was established to account for the proceeds of playing fees and for fees from golf course concessions (restaurant and pro shop). This revenue is expended for the operation, maintenance and capital improvements of the Waiehu Golf Course.

### **Capital Projects Fund**

It is used to account for general obligation bonds that are issued for capital improvement projects.

### **Utility Enterprise Fund**

The Department of Water Supply uses this. The receipts and disbursements are reported by the revenue categories and program appropriations in the budget ordinance.

