

**ALAN M. ARAKAWA**  
Mayor



**DANILO F. AGSALOG**  
Director

**MARK R. WALKER**  
Deputy Director

COUNTY OF MAUI  
**DEPARTMENT OF FINANCE**  
200 S. HIGH STREET  
WAILUKU, MAUI, HAWAII 96793

May 12, 2017

Honorable Alan M. Arakawa  
Mayor, County of Maui  
200 South High Street  
Wailuku, Hawaii 96793

For Transmittal to:

Honorable Mike White, Chair  
and Members of Maui County Council  
200 South High Street  
Wailuku, Hawaii 96793

Dear Chair White and Members:

**SUBJECT: FINANCE DIRECTOR'S QUARTERLY REPORT AS OF MARCH 31,  
2017 (FISCAL YEAR 2017 THIRD QUARTER)**

In compliance with the Maui County Code 3.08 and the Charter of the County of Maui, Section 8-4.3, I am transmitting one (1) bound copy along with a CD of the Finance Director's Quarterly Report for Fiscal Year (FY) July 1, 2016 to June 30, 2017 as of March 31, 2017 and the Capital Improvement Project as of March 31, 2017.

The reports are also available online on the County of Maui website, under the Department of Finance, Reports & Documents, Finance Director's Quarterly Report, Fiscal Year 2017, 3<sup>rd</sup> Quarter.

Should you have any questions, please feel free to contact me at x7475.

Sincerely,


A handwritten signature in blue ink, appearing to read "Danilo F. Agsalog", is written over a horizontal line.


**DANILO F. AGSALOG**  
Director of Finance

DFA: kc

**Attachments**

xc: Patrick K. Wong, Corporation Counsel  
Keith Regan, Managing Director  
Lynn Araki-Regan, Budget Director  
Rod Antone, Community Relations and Communications Director






# COUNTY OF MAUI

STATE OF HAWAII

FINANCE DIRECTOR'S QUARTERLY REPORT

FISCAL YEAR JULY 1, 2016 TO JUNE 30, 2017  
AS OF MARCH 31, 2017



**TABLE OF CONTENTS**

**I Graphic Overview:**

Revenue - Budget Ordinance by Category	9
Expenditure by Department	10
Countywide Expenditures	12

**II Revenue:**

A) Budget Ordinance	
General Fund	
-General	15
-Liquor Control	16
Special Revenue Fund - Highway	17
-Wastewater	17
-Bikeway	17
-Solid Waste	18
Debt Service Fund	
-Debt Service	19
Capital Projects Fund	
-Parks Assessment CIP	20
Enterprise Fund	
-Golf Course	21
Utility Enterprise Fund	
-DWS Revenue Fund	22
-DWS Water System Dev.	22
B) Appendices / Other	
Special Revenue Fund	
-County Revolving	25
-Intergovernmental Grant	25
-Sec 8 HUD Housing	26
-Special Assmt Parks	26
-Special Assmt Sewer	26
Capital Projects Fund-	27
Utility Enterprise Fund -	29

C) Grant Revenue Report

-Office of Mayor	33
-Management	38
-Prosecuting Attorney	39
-Finance	42
-Planning	43
-Police	44
-Fire and Public Safety	53
-Civil Defense	56
-Housing and Human Concerns	57
-Parks and Recreation	66
-Public Works	67
-Transportation	68
-Environmental Management	69

**III Expenditures:**


A) Operations by Activity	73
B) Grant Programs	91
C) Revolving / Special Programs	105

**IV Capital Improvement Program by District:**

Hana	111
Paia-Haiku	114
Makawao-Pukalani-Kula	116
Wailuku-Kahului	120
Kihei-Makena	128
West Maui	132
Lanai	138
Molokai	139
Countywide	141

**V Appendix:**

Glossary	163
Fund Descriptions	165




---

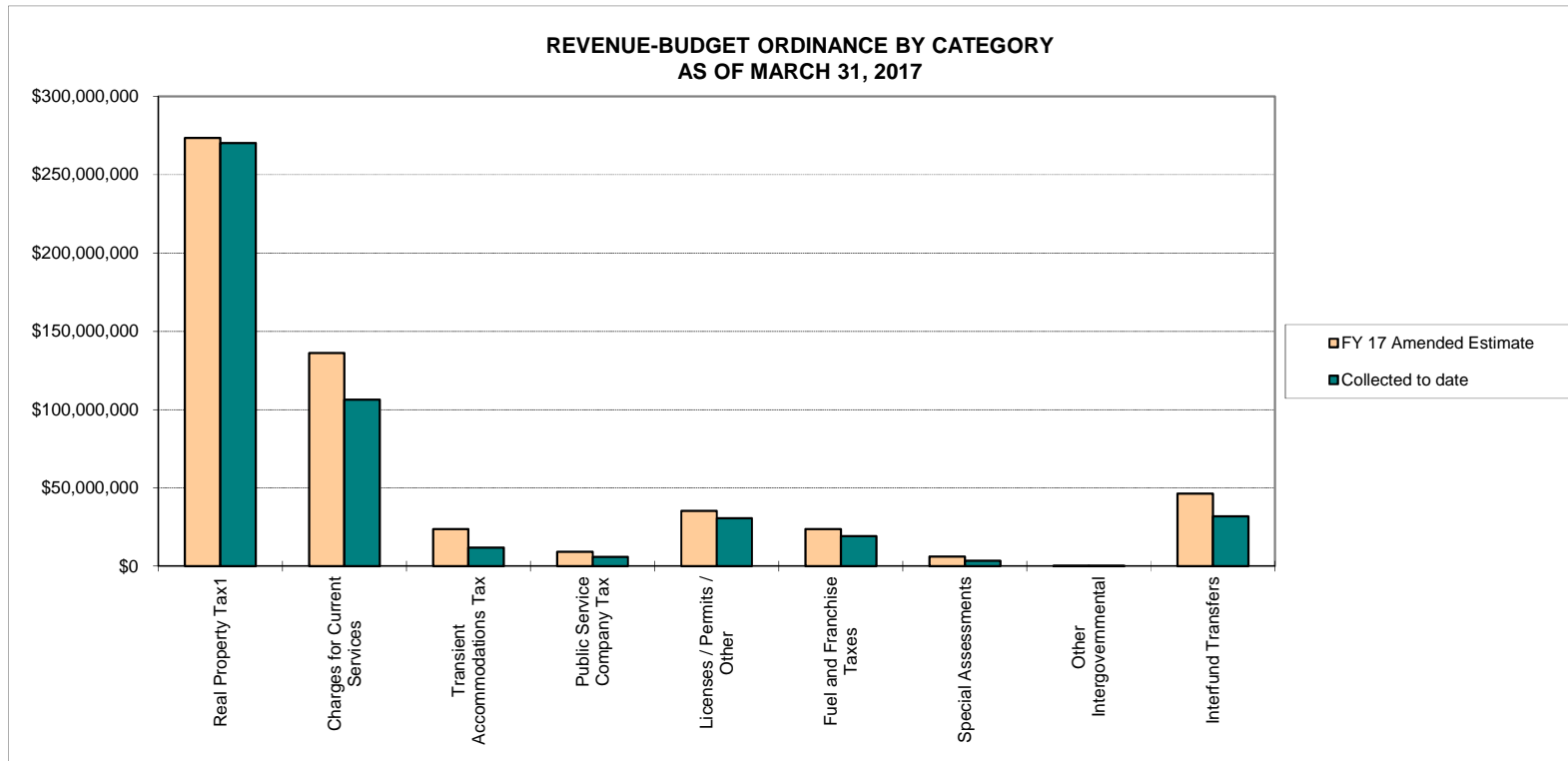
# I. Graphic Overview

---

I. Graphic Overview







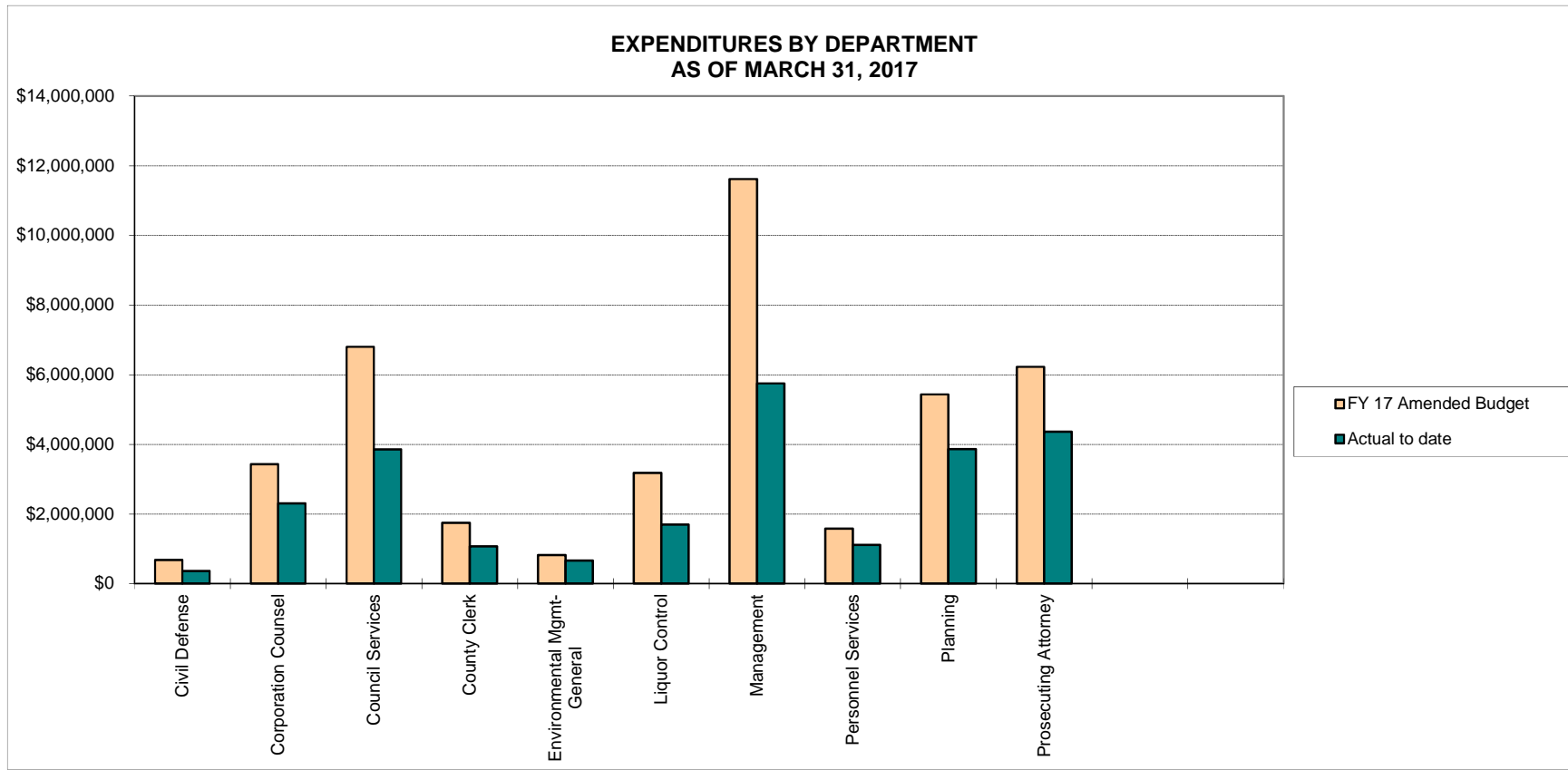
	FY 17 Original Estimate	FY 17 Amended Estimate	Collected to date	Budget (Over)/Under	% Collected	% Over/(Under)* Prorated Estimate
Real Property Tax <sup>1</sup>	273,489,153	273,489,153	270,343,503	3,145,650	99%	24%
Charges for Current Services	135,887,152	136,035,737	106,197,077	29,838,660	78%	3%
Transient Accommodations Tax	23,484,000	23,484,000	11,742,000	11,742,000	50%	(25%)
Public Service Company Tax	9,100,000	9,100,000	5,767,204	3,332,796	63%	(12%)
Licenses / Permits / Other	35,170,154	35,170,154	30,584,510	4,585,644	87%	12%
Fuel and Franchise Taxes	23,606,500	23,606,500	18,963,253	4,643,247	80%	5%
Special Assessments	5,975,000	5,975,000	3,302,530	2,672,470	55%	(20%)
Other Intergovernmental	75,000	75,000	41,632	33,368	56%	(19%)
Interfund Transfers	46,486,467	46,168,410	31,625,687	14,542,723	69%	(6%)
<b>Total<sup>2</sup></b>	<b>553,273,426</b>	<b>553,103,954</b>	<b>478,567,396</b>	<b>74,536,558</b>	<b>87%</b>	<b>12%</b>

NOTES:

<sup>1</sup> Net of circuit breaker adjustment.

<sup>2</sup> Total does not include carryover/savings, bond/lapsed bond proceeds, and/or State Revolving Fund (SRF) loan.

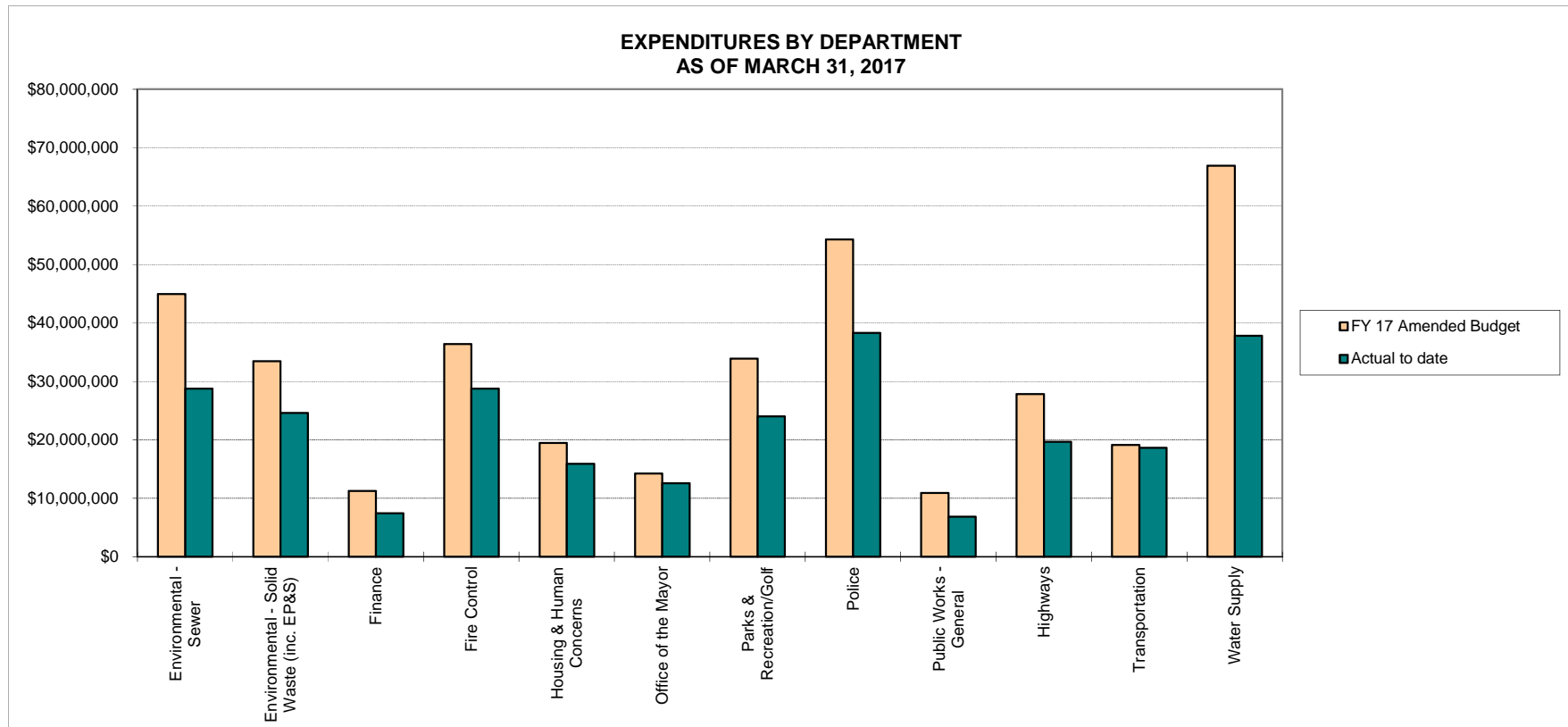
\* Prorated Estimate is 75% of Amended Estimate.



Actual includes encumbrances

	FY 17 Original Budget	FY 17 Amended Budget	Actual to date	(Over)/Under	% Used	% (Over)/Under Prorated Budget *
Civil Defense	675,507	675,507	364,080	311,427	54%	21%
Corporation Counsel	3,426,617	3,426,617	2,307,400	1,119,217	67%	8%
Council Services	6,800,936	6,800,936	3,857,121	2,943,815	57%	18%
County Clerk	1,744,443	1,744,443	1,072,840	671,603	62%	13%
Environmental Mgmt-General	821,875	821,875	659,598	162,277	80%	(5%)
Liquor Control	3,179,905	3,179,905	1,695,865	1,484,040	53%	22%
Management	11,618,662	11,618,662	5,744,047	5,874,615	49%	26%
Personnel Services	1,579,802	1,579,802	1,116,222	463,580	71%	4%
Planning	5,431,130	5,431,130	3,866,461	1,564,669	71%	4%
Prosecuting Attorney	6,221,824	6,221,824	4,364,521	1,857,303	70%	5%

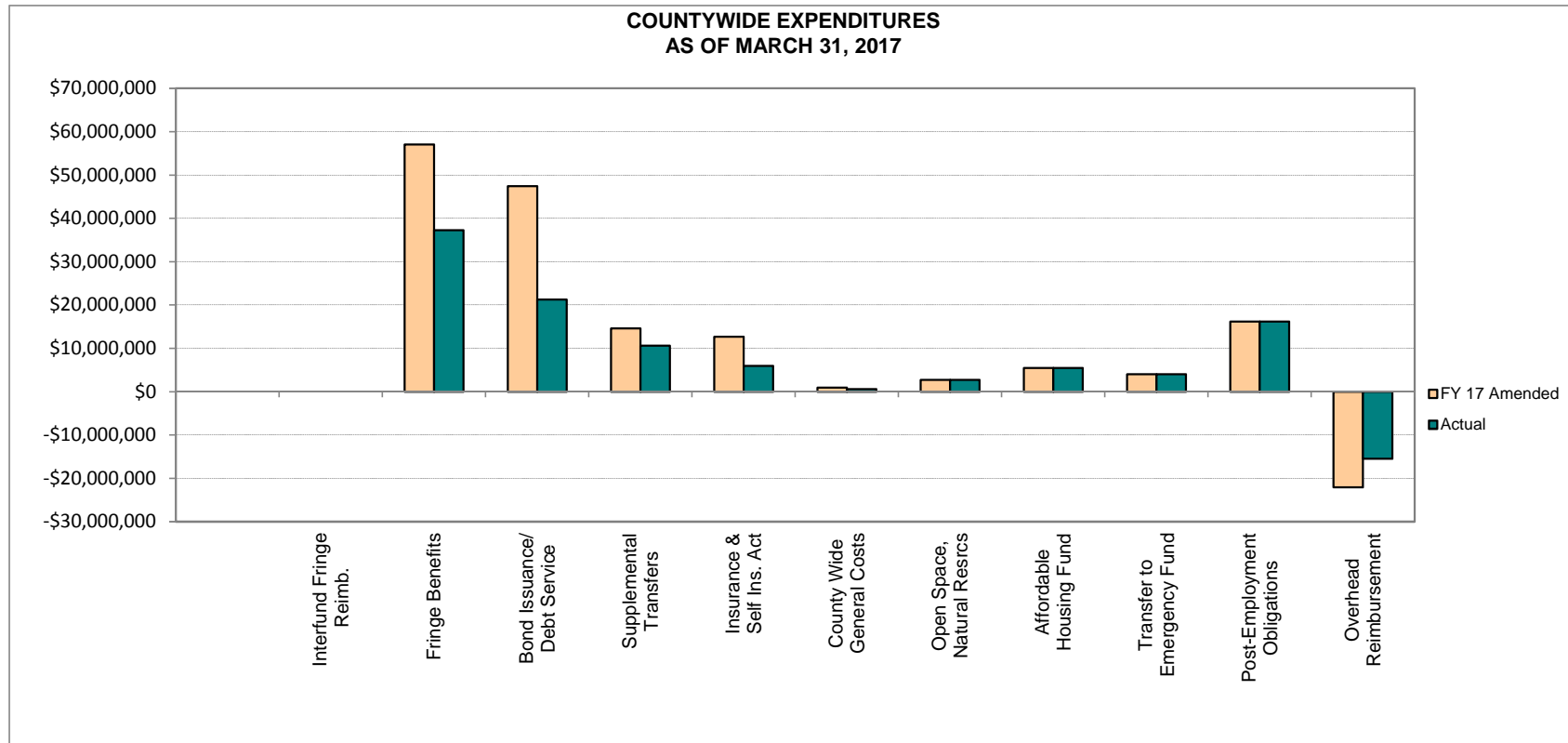
\*\* Prorated Budget is 75% of Amended Budget



Actual includes encumbrances

	FY 17 Original Budget	FY 17 Amended Budget	Actual to date	(Over)/Under	% Used	% (Over)/Under Prorated Budget **
Environmental - Sewer	44,759,400	44,960,707	28,779,945	16,180,762	64%	11%
Environmental - Solid Waste (inc. EP&S)	32,257,651	33,437,280	24,624,238	8,813,042	74%	1%
Finance	11,253,744	11,253,744	7,431,573	3,822,171	66%	9%
Fire Control	36,406,362	36,406,362	28,780,745	7,625,617	79%	(4%)
Housing & Human Concerns	19,483,553	19,483,553	15,886,083	3,597,470	82%	(7%)
Office of the Mayor	14,241,808	14,241,808	12,595,511	1,646,297	88%	(13%)
Parks & Recreation/Golf	33,702,963	33,877,163	24,035,700	9,841,463	71%	4%
Police	54,313,636	54,313,636	38,323,025	15,990,611	71%	4%
Public Works - General	10,900,516	10,900,516	6,847,634	4,052,882	63%	12%
Highways	27,834,997	27,834,997	19,660,141	8,174,856	71%	4%
Transportation	19,113,846	19,113,846	18,635,074	478,772	97%	(22%)
Water Supply	66,667,503	66,886,503	37,790,166	29,096,337	56%	19%

\*\* Prorated Budget is 75% of Amended Budget



	FY 17 Original Budget	FY 17 Amended Budget*	Actual to date	(Over)/Under	% Used	% (Over)/Under Prorated Budget **
Interfund Fringe Reimb.	-	-	-	-	0%	75%
Fringe Benefits	57,966,744	57,047,410	37,241,533	19,805,877	65%	10%
Bond Issuance/Debt Service	41,053,717	47,411,135	21,288,812	26,122,323	45%	30%
Supplemental Transfers	14,195,395	14,595,395	10,646,546	3,948,849	73%	2%
Insurance & Self Ins. Act	12,700,000	12,700,000	5,971,917	6,728,083	47%	28%
County Wide General Costs	936,126	936,126	610,126	326,000	65%	10%
Open Space, Natural Resrcs	2,734,892	2,734,892	2,734,892	-	100%	(25%)
Affordable Housing Fund	5,469,783	5,469,783	5,469,783	-	100%	(25%)
Transfer to Emergency Fund	4,000,000	4,000,000	4,000,000	-	100%	(25%)
Post-Employment Obligations	16,172,000	16,172,000	16,172,000	-	100%	(25%)
Overhead Reimbursement	(22,043,724)	(22,043,724)	(15,472,845)	(6,570,879)	70%	5%
<b>Total</b>	<b>133,184,933</b>	<b>139,023,017</b>	<b>88,662,764</b>	<b>50,360,253</b>	<b>64%</b>	<b>11%</b>


\*\* Prorated Budget is 75% of Amended Budget

---

## II. Revenue

---

### II.A. Budget Ordinance



**County of Maui**  
**Statement of Estimated and Actual Revenue**  
**Revenue - Budget Ordinance**  
**Fiscal Year Ending 6/30/2017 - as of 3/31/2017**

10	*** GENERAL FUND	Prior	Amended	Year	Budget	
Object		Year	Annual	to Date	(Over)/Under	
* Char	** Subfund	*** Fund	Uncollected	Estimate	Collected	
310			7,659,300	273,489,153	270,343,504	10,804,949
312				9,100,000	5,767,204	3,332,796
<b>31</b>	<b>* Taxes</b>		<b>7,659,300</b>	<b>282,589,153</b>	<b>276,110,708</b>	<b>14,137,745</b>
321				22,000	13,065	8,935
322				3,845,095	2,734,075	1,111,020
323				3,621,001	3,293,578	327,424
<b>32</b>	<b>* Licenses and permits</b>		<b>0</b>	<b>7,488,096</b>	<b>6,040,718</b>	<b>1,447,379</b>
330				10,938	41,632	(30,695)
331				7,188		7,188
333				23,484,000	11,742,000	11,742,000
335				50,000		50,000
336				6,875		6,875
<b>33</b>	<b>* Intergovernmental revenues</b>		<b>0</b>	<b>23,559,001</b>	<b>11,783,632</b>	<b>11,775,368</b>
341				300,000	826,401	(526,401)
342				570,999	758,185	(187,185)
347				400,000	274,198	125,802
<b>34</b>	<b>* Charges for current services</b>		<b>0</b>	<b>1,270,999</b>	<b>1,858,784</b>	<b>(587,784)</b>
351				1,900,000	1,714,707	185,293
353					4,685	(4,685)
<b>35</b>	<b>* Fines and forfeitures</b>		<b>0</b>	<b>1,900,000</b>	<b>1,719,392</b>	<b>180,608</b>
361				2,000,000	2,071,512	(71,512)
362				150,000	138,489	11,511
<b>36</b>	<b>* Interest &amp; investment</b>		<b>0</b>	<b>2,150,000</b>	<b>2,210,001</b>	<b>(60,001)</b>
377				274,625	276,914	(2,289)
378				760,000	603,662	156,338
<b>37</b>	<b>* Other revenues</b>		<b>0</b>	<b>1,034,625</b>	<b>880,576</b>	<b>154,049</b>

**County of Maui**  
**Statement of Estimated and Actual Revenue**  
**Revenue - Budget Ordinance**  
**Fiscal Year Ending 6/30/2017 - as of 3/31/2017**

10	*** GENERAL FUND	Prior	Amended	Year	Budget
Object	* Char ** Subfund *** Fund	Year	Annual	to Date	(Over)/Under
		Uncollected	Estimate	Collected	
741	Special Revenue Funds		16,056,101	11,629,557	4,426,544
744	Other Governmental Funds		5,381,931	3,770,483	1,611,449
745	Proprietary Funds		3,808,177	286,731	3,521,446
<b>74</b>	<b>* Transfers in</b>	<b>0</b>	<b>25,246,209</b>	<b>15,686,771</b>	<b>9,559,439</b>
<b>Subfund **</b>	<b>General Fund</b>	<b>7,659,300</b>	<b>345,238,083</b>	<b>316,290,582</b>	<b>36,606,803</b>
321	Business licenses and permits		2,382,022	2,388,518	(6,497)
<b>32</b>	<b>* Licenses and permits</b>	<b>0</b>	<b>2,382,022</b>	<b>2,388,518</b>	<b>(6,497)</b>
<b>Subfund **</b>	<b>Liquor Control Fund</b>	<b>0</b>	<b>2,382,022</b>	<b>2,388,518</b>	<b>(6,497)</b>
<b>Fund ***</b>	<b>GENERAL FUND</b>	<b>7,659,300</b>	<b>347,620,105</b>	<b>318,679,100</b>	<b>36,600,306</b>



**County of Maui**  
**Statement of Estimated and Actual Revenue**  
**Revenue - Budget Ordinance**  
**Fiscal Year Ending 6/30/2017 - as of 3/31/2017**

11	*** SPECIAL REVENUE FUND	Prior	Amended	Year	Budget
Object		Year	Annual	to Date	(Over)/Under
* Char	** Subfund	Uncollected	Estimate	Collected	
*** Fund					
313	Franchise Tax		8,700,000	7,747,154	952,846
314	Fuel Tax		14,906,500	11,216,099	3,690,401
<b>31</b>	<b>* Taxes</b>	<b>0</b>	<b>23,606,500</b>	<b>18,963,253</b>	<b>4,643,247</b>
323	Motor vehicle licenses & fees		19,700,000	16,395,788	3,304,212
<b>32</b>	<b>* Licenses and permits</b>	<b>0</b>	<b>19,700,000</b>	<b>16,395,788</b>	<b>3,304,212</b>
343	Public Transit Bus Fare		2,500,000	1,891,710	608,290
347	Recreation			300	(300)
<b>34</b>	<b>* Charges for current services</b>	<b>0</b>	<b>2,500,000</b>	<b>1,892,010</b>	<b>607,990</b>
378	Miscellaneous program receipts			460	(460)
<b>37</b>	<b>* Other revenues</b>	<b>0</b>	<b>0</b>	<b>460</b>	<b>(460)</b>
740	General Fund		75,000	56,250	18,750
744	Other Governmental Funds		340,000	255,000	85,000
<b>74</b>	<b>* Transfers in</b>	<b>0</b>	<b>415,000</b>	<b>311,250</b>	<b>103,750</b>
<b>Subfund ** Highway Fund</b>		<b>0</b>	<b>46,221,500</b>	<b>37,562,761</b>	<b>8,658,739</b>
322	Other licenses & permit			32,555	(32,555)
<b>32</b>	<b>* Licenses and permits</b>	<b>0</b>	<b>0</b>	<b>32,555</b>	<b>(32,555)</b>
346	Waste management	2,359,625	50,218,456	39,048,616	13,529,464
<b>34</b>	<b>* Charges for current services</b>	<b>2,359,625</b>	<b>50,218,456</b>	<b>39,048,616</b>	<b>13,529,464</b>
378	Miscellaneous program receipts		40,000	31,777	8,223
<b>37</b>	<b>* Other revenues</b>	<b>0</b>	<b>40,000</b>	<b>31,777</b>	<b>8,223</b>
<b>Subfund ** Sewer Fund</b>		<b>2,359,625</b>	<b>50,258,456</b>	<b>39,112,948</b>	<b>13,505,132</b>
323	Motor vehicle licenses & fees		50,000	49,135	865
<b>32</b>	<b>* Licenses and permits</b>	<b>0</b>	<b>50,000</b>	<b>49,135</b>	<b>865</b>
741	Special Revenue Funds			65,935	(65,935)

**County of Maui**  
**Statement of Estimated and Actual Revenue**  
**Revenue - Budget Ordinance**  
**Fiscal Year Ending 6/30/2017 - as of 3/31/2017**

11	*** SPECIAL REVENUE FUND	Prior	Amended	Year	Budget
Object		Year	Annual	to Date	(Over)/Under
* Char	** Subfund	Uncollected	Estimate	Collected	
*** Fund					
<b>74</b>	<b>* Transfers in</b>	<b>0</b>	<b>0</b>	<b>65,935</b>	<b>(65,935)</b>
<b>Subfund</b>	<b>** Bikeway Fund</b>	<b>0</b>	<b>50,000</b>	<b>115,070</b>	<b>(65,070)</b>
344	Refuse		8,048,540	7,699,201	349,339
345	Landfill Disposal Fee	1,873,480	11,528,345	8,549,626	4,852,199
<b>34</b>	<b>* Charges for current services</b>	<b>1,873,480</b>	<b>19,576,885</b>	<b>16,248,827</b>	<b>5,201,538</b>
378	Miscellaneous program receipts	7,932		28,307	(20,375)
<b>37</b>	<b>* Other revenues</b>	<b>7,932</b>	<b>0</b>	<b>28,307</b>	<b>(20,375)</b>
740	General Fund		11,828,064	8,571,048	3,257,016
741	Special Revenue Funds		2,345,508	1,789,297	556,211
<b>74</b>	<b>* Transfers in</b>	<b>0</b>	<b>14,173,572</b>	<b>10,360,345</b>	<b>3,813,227</b>
<b>Subfund</b>	<b>** Solid Waste Fund</b>	<b>1,881,412</b>	<b>33,750,457</b>	<b>26,637,479</b>	<b>8,994,390</b>
<b>Fund</b>	<b>*** SPECIAL REVENUE FUND</b>	<b>4,241,037</b>	<b>130,280,413</b>	<b>103,428,258</b>	<b>31,093,191</b>

County of Maui  
 Statement of Estimated and Actual Revenue  
 Revenue - Budget Ordinance  
 Fiscal Year Ending 6/30/2017 - as of 3/31/2017

12	*** DEBT SERVICE FUND	Prior	Amended	Year	Budget
Object		Year	Annual	to Date	(Over)/Under
* Char	** Subfund	Uncollected	Estimate	Collected	
*** Fund					
682	Interest and issuance costs		983,641	983,642	(1)
684	Principal		1,640,317	1,640,318	(1)
<b>68</b>	<b>* Debt service</b>	<b>0</b>	<b>2,623,958</b>	<b>2,623,960</b>	<b>(2)</b>
	<b>Subfund ** Debt Service Fund</b>	<b>0</b>	<b>2,623,958</b>	<b>2,623,960</b>	<b>(2)</b>
<b>Fund</b>	<b>*** DEBT SERVICE FUND</b>	<b>0</b>	<b>2,623,958</b>	<b>2,623,960</b>	<b>(2)</b>

**County of Maui**  
**Statement of Estimated and Actual Revenue**  
**Revenue - Budget Ordinance**  
**Fiscal Year Ending 6/30/2017 - as of 3/31/2017**

13	*** CAPITAL PROJECTS FUND	Prior	Amended	Year	Budget
Object		Year	Annual	to Date	(Over)/Under
* Char	** Subfund	Uncollected	Estimate	Collected	
*** Fund					
744	Other Governmental Funds		500,000		500,000
<b>74</b>	<b>* Transfers in</b>	<b>0</b>	<b>500,000</b>	<b>0</b>	<b>500,000</b>
<b>Subfund</b>	<b>** Parks Assessments CIP</b>	<b>0</b>	<b>500,000</b>	<b>0</b>	<b>500,000</b>
<b>Fund</b>	<b>*** CAPITAL PROJECTS FUND</b>	<b>0</b>	<b>500,000</b>	<b>0</b>	<b>500,000</b>

County of Maui  
 Statement of Estimated and Actual Revenue  
 Revenue - Budget Ordinance  
 Fiscal Year Ending 6/30/2017 - as of 3/31/2017

15	*** ENTERPRISE FUND	Prior	Amended	Year	Budget
Object		Year	Annual	to Date	(Over)/Under
* Char	** Subfund	Uncollected	Estimate	Collected	
*** Fund					
347	Recreation		700,000	614,241	85,759
<b>34</b>	<b>* Charges for current services</b>	<b>0</b>	<b>700,000</b>	<b>614,241</b>	<b>85,759</b>
362	Rental income		302,412	231,309	71,103
<b>36</b>	<b>* Interest &amp; investment</b>	<b>0</b>	<b>302,412</b>	<b>231,309</b>	<b>71,103</b>
740	General Fund		2,767,331	2,075,498	691,833
<b>74</b>	<b>* Transfers in</b>	<b>0</b>	<b>2,767,331</b>	<b>2,075,498</b>	<b>691,833</b>
Subfund	** Golf Course Special Fund	0	3,769,743	2,921,048	848,695
Fund	*** ENTERPRISE FUND	0	3,769,743	2,921,048	848,695


**County of Maui**  
**Statement of Estimated and Actual Revenue**  
**Revenue - Budget Ordinance**  
**Fiscal Year Ending 6/30/2017 - as of 3/31/2017**

25	<b>*** UTILITY ENTERPRISE FUND</b>	Prior	Amended	Year	Budget
Object	* Char ** Subfund *** Fund	Year	Annual	to Date	(Over)/Under
		Uncollected	Estimate	Collected	
349	Water Sales		61,837,397	46,449,486	15,387,911
350	Other Revenue		874,340	587,042	287,298
<b>34</b>	<b>* Charges for current services</b>	<b>0</b>	<b>62,711,737</b>	<b>47,036,528</b>	<b>15,675,209</b>
361	Interest on investments		100,000	534,603	(434,603)
<b>36</b>	<b>* Interest &amp; investment</b>	<b>0</b>	<b>100,000</b>	<b>534,603</b>	<b>(434,603)</b>
354	Other Non-Operating Revenue		23,000	2,217	20,783
<b>37</b>	<b>* Other revenues</b>	<b>0</b>	<b>23,000</b>	<b>2,217</b>	<b>20,783</b>
<b>Subfund **</b>	<b>DWS Revenue Fund</b>	<b>0</b>	<b>62,834,737</b>	<b>47,573,348</b>	<b>15,261,389</b>
372	Capital contributions			1,915,904	(1,915,904)
<b>37</b>	<b>* Other revenues</b>	<b>0</b>	<b>0</b>	<b>1,915,904</b>	<b>(1,915,904)</b>
748	Assessment Funds		4,575,000		4,575,000
<b>74</b>	<b>* Transfers in</b>	<b>0</b>	<b>4,575,000</b>	<b>0</b>	<b>4,575,000</b>
<b>Subfund **</b>	<b>DWS Water System Development</b>	<b>0</b>	<b>4,575,000</b>	<b>1,915,904</b>	<b>2,659,096</b>
<b>Fund ***</b>	<b>UTILITY ENTERPRISE FUND</b>	<b>0</b>	<b>67,409,737</b>	<b>49,489,252</b>	<b>17,920,485</b>
	<b>Grand Total</b>	<b>11,900,337</b>	<b>552,203,956</b>	<b>477,141,618</b>	<b>86,962,675</b>

---

## II. Revenue

---





**County of Maui**  
**Statement of Estimated and Actual Revenue**  
**Revenue - Appendices/Other**  
**Fiscal Year Ending 6/30/2017 - as of 3/31/2017**

11	<b>*** SPECIAL REVENUE FUND</b>	Prior	Amended	Year	Budget
Object		Year	Annual	to Date	(Over)/Under
* Char	** Subfund	Uncollected	Estimate	Collected	
*** Fund					
321	Business licenses and permits			6,000	(6,000)
322	Other licenses & permit			30,581	(30,581)
324	Ocean Permits			100	(100)
<b>32</b>	<b>* Licenses and permits</b>	<b>0</b>	<b>0</b>	<b>36,681</b>	<b>(36,681)</b>
352	Fines			61,315	(61,315)
<b>35</b>	<b>* Fines and forfeitures</b>	<b>0</b>	<b>0</b>	<b>61,315</b>	<b>(61,315)</b>
361	Interest on investments			1,854	(1,854)
<b>36</b>	<b>* Interest &amp; investment</b>	<b>0</b>	<b>0</b>	<b>1,854</b>	<b>(1,854)</b>
370	Misc income revolving		228,585	1,735,868	(1,507,283)
371	Operating contributions		121,051	169,555	(48,503)
378	Miscellaneous program receipts			160,849	(160,849)
<b>37</b>	<b>* Other revenues</b>	<b>0</b>	<b>349,636</b>	<b>2,066,272</b>	<b>(1,716,635)</b>
740	General Fund		12,204,675	12,204,675	
741	Special Revenue Funds		2,978,431	300,000	2,678,431
744	Other Governmental Funds		18,780,540	10,870,126	7,910,414
<b>74</b>	<b>* Transfers in</b>	<b>0</b>	<b>33,963,646</b>	<b>23,374,801</b>	<b>10,588,845</b>
<b>Subfund **</b>	<b>County Revolving Funds</b>	<b>0</b>	<b>34,313,282</b>	<b>25,540,923</b>	<b>8,772,360</b>
330	Federal grants	586,453	2,715,466	1,707,785	1,594,134
334	State grants	1,567,590	6,973,266	4,042,690	4,498,168
335	Federal grants passed thru the	2,949,770	6,793,660	5,968,434	3,774,995
<b>33</b>	<b>* Intergovernmental revenues</b>	<b>5,103,813</b>	<b>16,482,392</b>	<b>11,718,909</b>	<b>9,867,297</b>
371	Operating contributions	14,800	399,688	297,188	117,300
378	Miscellaneous program receipts			148,893	(148,893)
<b>37</b>	<b>* Other revenues</b>	<b>14,800</b>	<b>399,688</b>	<b>446,081</b>	<b>(31,593)</b>
741	Special Revenue Funds		552,516	369,579	182,937
<b>74</b>	<b>* Transfers in</b>	<b>0</b>	<b>552,516</b>	<b>369,579</b>	<b>182,937</b>

**County of Maui**  
**Statement of Estimated and Actual Revenue**  
**Revenue - Appendices/Other**  
**Fiscal Year Ending 6/30/2017 - as of 3/31/2017**

11	<b>*** SPECIAL REVENUE FUND</b>	Prior	Amended	Year	Budget
Object		Year	Annual	to Date	(Over)/Under
* Char	** Subfund	Uncollected	Estimate	Collected	
*** Fund					
<b>Subfund **</b>	<b>Intergovernmental Grant Fund</b>	5,118,613	17,434,596	12,534,569	10,018,641
330	Federal grants		19,677,282	14,530,208	5,147,074
335	Federal grants passed thru the			251,579	(251,579)
<b>33</b>	<b>* Intergovernmental revenues</b>	<b>0</b>	<b>19,677,282</b>	<b>14,781,787</b>	<b>4,895,495</b>
361	Interest on investments		762	10,874	(10,111)
<b>36</b>	<b>* Interest &amp; investment</b>	<b>0</b>	<b>762</b>	<b>10,874</b>	<b>(10,111)</b>
741	Special Revenue Funds		25,304	23,827	1,477
<b>74</b>	<b>* Transfers in</b>	<b>0</b>	<b>25,304</b>	<b>23,827</b>	<b>1,477</b>
<b>Subfund **</b>	<b>Sec.8 Hud Housing Assistance</b>	<b>0</b>	<b>19,703,348</b>	<b>14,816,488</b>	<b>4,886,861</b>
380	Assessment revenue		900,000	760,795	139,205
<b>38</b>	<b>* Assessments</b>	<b>0</b>	<b>900,000</b>	<b>760,795</b>	<b>139,205</b>
<b>Subfund **</b>	<b>Special Parks Assessment</b>	<b>0</b>	<b>900,000</b>	<b>760,795</b>	<b>139,205</b>
380	Assessment revenue			625,831	(625,831)
<b>38</b>	<b>* Assessments</b>	<b>0</b>	<b>0</b>	<b>625,831</b>	<b>(625,831)</b>
<b>Subfund **</b>	<b>Special Sewer Assessment Fund</b>	<b>0</b>	<b>0</b>	<b>625,831</b>	<b>(625,831)</b>
<b>Fund ***</b>	<b>SPECIAL REVENUE FUND</b>	<b>5,118,613</b>	<b>72,351,226</b>	<b>54,278,606</b>	<b>23,191,236</b>

**County of Maui**  
**Statement of Estimated and Actual Revenue**  
**Revenue - Appendices/Other**  
**Fiscal Year Ending 6/30/2017 - as of 3/31/2017**


13	*** CAPITAL PROJECTS FUND	Prior	Amended	Year	Budget
Object	* Char ** Subfund *** Fund	Year	Annual	to Date	(Over)/Under
		Uncollected	Estimate	Collected	
330	Federal grants	8,156			8,156
<b>33</b>	<b>* Intergovernmental revenues</b>	<b>8,156</b>	<b>0</b>	<b>0</b>	<b>8,156</b>
<b>Subfund **</b>	<b>Federal CIP Grants</b>	<b>8,156</b>	<b>0</b>	<b>0</b>	<b>8,156</b>
334	State grants		2,000,000	185,911	1,814,089
<b>33</b>	<b>* Intergovernmental revenues</b>	<b>0</b>	<b>2,000,000</b>	<b>185,911</b>	<b>1,814,089</b>
<b>Subfund **</b>	<b>State CIP Grants</b>	<b>0</b>	<b>2,000,000</b>	<b>185,911</b>	<b>1,814,089</b>
335	Federal grants passed thru the	1,847,780	7,430,908	4,853,360	4,425,328
<b>33</b>	<b>* Intergovernmental revenues</b>	<b>1,847,780</b>	<b>7,430,908</b>	<b>4,853,360</b>	<b>4,425,328</b>
<b>Subfund **</b>	<b>State CIP Grants - DOT</b>	<b>1,847,780</b>	<b>7,430,908</b>	<b>4,853,360</b>	<b>4,425,328</b>
733	SRF & USDA Loans			1,250,524	(1,250,524)
<b>72</b>	<b>* Issuance of debt</b>	<b>0</b>	<b>0</b>	<b>1,250,524</b>	<b>(1,250,524)</b>
<b>Subfund **</b>	<b>ARRA/SRF FEDERAL</b>	<b>0</b>	<b>0</b>	<b>1,250,524</b>	<b>(1,250,524)</b>
372	Capital contributions	461,506			461,506
<b>37</b>	<b>* Other revenues</b>	<b>461,506</b>	<b>0</b>	<b>0</b>	<b>461,506</b>
<b>Subfund **</b>	<b>Private CIP Contributions</b>	<b>461,506</b>	<b>0</b>	<b>0</b>	<b>461,506</b>
733	SRF & USDA Loans		20,700,000	8,193,974	12,506,026
<b>72</b>	<b>* Issuance of debt</b>	<b>0</b>	<b>20,700,000</b>	<b>8,193,974</b>	<b>12,506,026</b>
<b>Subfund **</b>	<b>State CIP Loans</b>	<b>0</b>	<b>20,700,000</b>	<b>8,193,974</b>	<b>12,506,026</b>
743	Capital Projects Fund		6,103,000		6,103,000
744	Other Governmental Funds			6,103,000	(6,103,000)
<b>74</b>	<b>* Transfers in</b>	<b>0</b>	<b>6,103,000</b>	<b>6,103,000</b>	<b>0</b>
<b>Subfund **</b>	<b>Lapsed Bond Projects</b>	<b>0</b>	<b>6,103,000</b>	<b>6,103,000</b>	<b>0</b>
361	Interest on investments			2,219	(2,219)

**County of Maui**  
**Statement of Estimated and Actual Revenue**  
**Revenue - Appendices/Other**  
**Fiscal Year Ending 6/30/2017 - as of 3/31/2017**

13	*** CAPITAL PROJECTS FUND	Prior	Amended	Year	Budget
Object		Year	Annual	to Date	(Over)/Under
* Char	** Subfund	Uncollected	Estimate	Collected	
*** Fund					
<b>36</b>	<b>* Interest &amp; investment</b>	0	0	2,219	(2,219)
Subfund **	2008 GO Bond Issue	0	0	2,219	(2,219)
361	Interest on investments			2,535	(2,535)
<b>36</b>	<b>* Interest &amp; investment</b>	0	0	2,535	(2,535)
Subfund **	2010 B GO Bond Issue tax exmpt	0	0	2,535	(2,535)
361	Interest on investments			5,086	(5,086)
<b>36</b>	<b>* Interest &amp; investment</b>	0	0	5,086	(5,086)
Subfund **	2012 B GO Bond	0	0	5,086	(5,086)
361	Interest on investments			11,228	(11,228)
<b>36</b>	<b>* Interest &amp; investment</b>	0	0	11,228	(11,228)
Subfund **	2014 GO Bond	0	0	11,228	(11,228)
361	Interest on investments			(863)	863
<b>36</b>	<b>* Interest &amp; investment</b>	0	0	(863)	863
Subfund **	2015 GO Bond	0	0	(863)	863
730	General Obligation Bonds		30,076,000		30,076,000
<b>72</b>	<b>* Issuance of debt</b>	0	30,076,000	0	30,076,000
Subfund **	2017 Proposed GO Bond	0	30,076,000	0	30,076,000
<b>Fund ***</b>	<b>CAPITAL PROJECTS FUND</b>	<b>2,317,442</b>	<b>66,309,908</b>	<b>20,606,974</b>	<b>48,020,376</b>

**County of Maui**  
**Statement of Estimated and Actual Revenue**  
**Revenue - Appendices/Other**  
**Fiscal Year Ending 6/30/2017 - as of 3/31/2017**


25	*** UTILITY ENTERPRISE FUND	Prior	Amended	Year	Budget
Object	* Char ** Subfund *** Fund	Year	Annual	to Date	(Over)/Under
		Uncollected	Estimate	Collected	
330	Federal grants			1,686,189	(1,686,189)
<b>33</b>	<b>* Intergovernmental revenues</b>	<b>0</b>	<b>0</b>	<b>1,686,189</b>	<b>(1,686,189)</b>
<b>Subfund **</b>	<b>DWS STATE GRANTS</b>	<b>0</b>	<b>0</b>	<b>1,686,189</b>	<b>(1,686,189)</b>
330	Federal grants			2,589,622	(2,589,622)
<b>33</b>	<b>* Intergovernmental revenues</b>	<b>0</b>	<b>0</b>	<b>2,589,622</b>	<b>(2,589,622)</b>
733	SRF & USDA Loans		14,500,000	4,262,321	10,237,679
<b>72</b>	<b>* Issuance of debt</b>	<b>0</b>	<b>14,500,000</b>	<b>4,262,321</b>	<b>10,237,679</b>
<b>Subfund **</b>	<b>DWS SRF</b>	<b>0</b>	<b>14,500,000</b>	<b>6,851,943</b>	<b>7,648,057</b>
745	Proprietary Funds		1,440,718		1,440,718
<b>74</b>	<b>* Transfers in</b>	<b>0</b>	<b>1,440,718</b>	<b>0</b>	<b>1,440,718</b>
<b>Subfund **</b>	<b>DWS County Fund</b>	<b>0</b>	<b>1,440,718</b>	<b>0</b>	<b>1,440,718</b>
361	Interest on investments			3,161	(3,161)
<b>36</b>	<b>* Interest &amp; investment</b>	<b>0</b>	<b>0</b>	<b>3,161</b>	<b>(3,161)</b>
<b>Subfund **</b>	<b>DWS 2007 GO Bond Fund</b>	<b>0</b>	<b>0</b>	<b>3,161</b>	<b>(3,161)</b>
361	Interest on investments			555	(555)
<b>36</b>	<b>* Interest &amp; investment</b>	<b>0</b>	<b>0</b>	<b>555</b>	<b>(555)</b>
<b>Subfund **</b>	<b>DWS 2009-10-11 GO BOND FUND</b>	<b>0</b>	<b>0</b>	<b>555</b>	<b>(555)</b>
<b>Fund ***</b>	<b>UTILITY ENTERPRISE FUND</b>	<b>0</b>	<b>15,940,718</b>	<b>8,541,848</b>	<b>7,398,870</b>
	<b>Grand Total</b>	<b>7,436,055</b>	<b>154,601,852</b>	<b>83,427,428</b>	<b>78,610,482</b>



---

## II. Revenue

---





County of Maui

Office of the Mayor

Grant Revenues & Expenditures Quarterly Report - by Index and Fiscal Year as of 3/31/2017

Index	Index Title	FY	Beginning Fund Balance	Revenue	Expenditures	Transfers In	Transfers Out	Ending Fund Balance
106186	ENERGY EFFNCY/CONSVTN BLCK GRT	2016	(34,891.68)		34,891.68			0.00
				<u>0.00</u>	<u>34,891.68</u>	<u>0.00</u>	<u>0.00</u>	
116030	CDBG PROGRAM ADMIN FY2011	2016	1,521.50					1,521.50
116030	CDBG PROGRAM ADMIN FY2011	2017	1,521.50					1,521.50
				<u>0.00</u>	<u>0.00</u>	<u>0.00</u>	<u>0.00</u>	
116032	THE MAUI FARM REHABILITATION	2016		(21,404.55)	21,404.55			0.00
				<u>(21,404.55)</u>	<u>21,404.55</u>	<u>0.00</u>	<u>0.00</u>	
116203	EASTER SEALS MAUI PHASE II	2016	19,744.00	(19,744.00)				0.00
				<u>(19,744.00)</u>	<u>0.00</u>	<u>0.00</u>	<u>0.00</u>	
116215	ARRA09 ST ENERGY SCTR TRNG GRT	2016	(3,222.39)		3,222.39			0.00
				<u>0.00</u>	<u>3,222.39</u>	<u>0.00</u>	<u>0.00</u>	
126010	LCHC INFRASTRUCTURE 13-4	2016		(737.71)	737.71			0.00
				<u>(737.71)</u>	<u>737.71</u>	<u>0.00</u>	<u>0.00</u>	
126035	MOLOKAI TANKER- REPRG	2016		(25,320.44)	25,320.44			0.00
				<u>(25,320.44)</u>	<u>25,320.44</u>	<u>0.00</u>	<u>0.00</u>	
126198	MOLOKAI YOUTH OPPORTUNITY-DOL	2016	630.00		(630.00)			0.00
				<u>0.00</u>	<u>(630.00)</u>	<u>0.00</u>	<u>0.00</u>	
126201	WRKFRCE INVST ACT PY11-ADMIN	2016	2,255.13		(2,255.13)			0.00
				<u>0.00</u>	<u>(2,255.13)</u>	<u>0.00</u>	<u>0.00</u>	
126202	WRKFRCE INVST PY11 DSLCTD WRKR	2016	3,052.10		(3,052.10)			0.00
				<u>0.00</u>	<u>(3,052.10)</u>	<u>0.00</u>	<u>0.00</u>	
136005	LCHC INFRASTRUCTURE 13-4	2016		(370,818.29)	370,818.29			0.00
				<u>(370,818.29)</u>	<u>370,818.29</u>	<u>0.00</u>	<u>0.00</u>	
136105	MAUI FOOD BANK REHAB	2016		(8,965.99)	8,965.99			0.00
				<u>(8,965.99)</u>	<u>8,965.99</u>	<u>0.00</u>	<u>0.00</u>	
136106	THE MAUI FARM REHABILITATION	2016		(30,292.83)	30,292.83			0.00
				<u>(30,292.83)</u>	<u>30,292.83</u>	<u>0.00</u>	<u>0.00</u>	
136187	HAWAII ST COMM/STATUS WOMEN	2016	(649.32)					(649.32)
136187	HAWAII ST COMM/STATUS WOMEN	2017	(649.32)	566.66	51.62			(31.04)
				<u>566.66</u>	<u>51.62</u>	<u>0.00</u>	<u>0.00</u>	
136199	WIA YOUTH PROGRAM - PY2012	2016	(334.42)		334.42			0.00

County of Maui

Office of the Mayor

Grant Revenues & Expenditures Quarterly Report - by Index and Fiscal Year as of 3/31/2017

Index	Index Title	FY	Beginning Fund Balance	Revenue	Expenditures	Transfers In	Transfers Out	Ending Fund Balance
				<u>0.00</u>	<u>334.42</u>	<u>0.00</u>	<u>0.00</u>	
136200	WIA ADULT PROGRAM - PY2012	2016	(1,172.17)		1,172.17			0.00
				<u>0.00</u>	<u>1,172.17</u>	<u>0.00</u>	<u>0.00</u>	
136201	WIA ADMINISTRATIVE PY2012	2016	(7,805.09)		7,805.09			0.00
				<u>0.00</u>	<u>7,805.09</u>	<u>0.00</u>	<u>0.00</u>	
136202	WIA DISLOCATED WORKER PY2012	2016	(4,013.96)		4,013.96			0.00
				<u>0.00</u>	<u>4,013.96</u>	<u>0.00</u>	<u>0.00</u>	
136203	EASTER SEALS MAUI PHASE II	2016	20,256.00	(20,256.00)				0.00
				<u>(20,256.00)</u>	<u>0.00</u>	<u>0.00</u>	<u>0.00</u>	
146301	WKFORCE INVESTMENT ACT ADMIN	2016	3,087.74	(2,852.18)	(235.56)			0.00
				<u>(2,852.18)</u>	<u>(235.56)</u>	<u>0.00</u>	<u>0.00</u>	
146302	WKFORCE INVESTMENT ACT DWP	2016	112,484.45	(111,301.33)	(1,183.12)			(0.00)
				<u>(111,301.33)</u>	<u>(1,183.12)</u>	<u>0.00</u>	<u>0.00</u>	
146303	WKFORCE INVESTMENT ACT ADULT	2016	112,952.44	(113,792.35)	(460.21)			(1,300.12)
146303	WKFORCE INVESTMENT ACT ADULT	2017	(1,300.12)		1,300.12			0.00
				<u>(113,792.35)</u>	<u>839.91</u>	<u>0.00</u>	<u>0.00</u>	
146304	WKFORCE INVESTMENT ACT YOUTH	2016	(11,420.87)	(6,487.87)	17,908.74			0.00
				<u>(6,487.87)</u>	<u>17,908.74</u>	<u>0.00</u>	<u>0.00</u>	
146305	HTA PRODUCT ENRICHMENT CY14	2016	(12.56)		12.56			0.00
				<u>0.00</u>	<u>12.56</u>	<u>0.00</u>	<u>0.00</u>	
146342	HANA LANDFILL WATER TRUCK	2016	2,218.80	(2,218.80)				0.00
				<u>(2,218.80)</u>	<u>0.00</u>	<u>0.00</u>	<u>0.00</u>	
146343	WOMEN HELPING WOMEN DOM VIOLEN	2016		(7,738.11)	7,738.11			0.00
146343	WOMEN HELPING WOMEN DOM VIOLEN	2017			58,270.98			58,270.98
				<u>(7,738.11)</u>	<u>66,009.09</u>	<u>0.00</u>	<u>0.00</u>	
146345	LANAI COMM HEALTH CTR INFRAS	2016		(313,871.81)	313,871.81			0.00
				<u>(313,871.81)</u>	<u>313,871.81</u>	<u>0.00</u>	<u>0.00</u>	
146346	CDBG PROGRAM ADMIN FY2014	2016	2,213.47	(25,644.68)	23,431.21			0.00
146346	CDBG PROGRAM ADMIN FY2014	2017		(5.27)	5.27			0.00
				<u>(25,649.95)</u>	<u>23,436.48</u>	<u>0.00</u>	<u>0.00</u>	
146347	KHAKO RENEWAL PRJ PH-1	2016		(1,205.63)	81,100.63			79,895.00
146347	KHAKO RENEWAL PRJ PH-1	2017	79,895.00	(98,682.65)	88,402.65			69,615.00

County of Maui

Office of the Mayor

Grant Revenues & Expenditures Quarterly Report - by Index and Fiscal Year as of 3/31/2017

Index	Index Title	FY	Beginning Fund Balance	Revenue	Expenditures	Transfers In	Transfers Out	Ending Fund Balance
				<b>(99,888.28)</b>	<b>169,503.28</b>	<b>0.00</b>	<b>0.00</b>	
146348	MAUI FOOD BANK REHAB	2016		(41,034.01)	41,034.01			0.00
				<b>(41,034.01)</b>	<b>41,034.01</b>	<b>0.00</b>	<b>0.00</b>	
156187	HAWAII ST COMM/STATUS WOMEN	2016	(2,021.60)		1,790.88			(230.72)
156187	HAWAII ST COMM/STATUS WOMEN	2017	(230.72)		230.72			0.00
				<b>0.00</b>	<b>2,021.60</b>	<b>0.00</b>	<b>0.00</b>	
156198	MOLOKAI YOUTH OPPRTUNITY 05DOL	2016	(630.00)		630.00			0.00
				<b>0.00</b>	<b>630.00</b>	<b>0.00</b>	<b>0.00</b>	
156301	WKFORCE INVESTT ACT ADMIN	2016	31,614.59	(69,334.00)	37,719.41			(0.00)
				<b>(69,334.00)</b>	<b>37,719.41</b>	<b>0.00</b>	<b>0.00</b>	
156302	WKFORCE INVESTMENT ACT DWP	2016	121,096.22	(137,587.06)	41,109.51			24,618.67
156302	WKFORCE INVESTMENT ACT DWP	2017	24,618.67	(17,863.56)	(6,755.11)			(0.00)
				<b>(155,450.62)</b>	<b>34,354.40</b>	<b>0.00</b>	<b>0.00</b>	
156303	THE MAUI FARM REHABILITATION	2016		(125,724.64)	125,724.64			0.00
				<b>(125,724.64)</b>	<b>125,724.64</b>	<b>0.00</b>	<b>0.00</b>	
156304	MAUI FOOD BANK REHAB	2016	2,937.31	(403,022.64)	400,085.33			0.00
				<b>(403,022.64)</b>	<b>400,085.33</b>	<b>0.00</b>	<b>0.00</b>	
156305	WKFORCE INVESTMT ACT ADULT	2016	116,644.33	(178,985.99)	96,518.30			34,176.64
156305	WKFORCE INVESTMT ACT ADULT	2017	34,176.64	(34,184.95)	8.31			0.00
				<b>(213,170.94)</b>	<b>96,526.61</b>	<b>0.00</b>	<b>0.00</b>	
156306	WKFORCE INVESTMENT ACT YOUTH	2016	103,376.05	(226,592.46)	123,852.95			636.54
156306	WKFORCE INVESTMENT ACT YOUTH	2017	636.54	(636.54)				0.00
				<b>(227,229.00)</b>	<b>123,852.95</b>	<b>0.00</b>	<b>0.00</b>	
156308	HTA PRODUCT ENRICHMENT CY14	2016	(147,990.88)	(150,000.00)	245,834.63			(52,156.25)
156308	HTA PRODUCT ENRICHMENT CY14	2017	(52,156.25)	25,130.98	27,025.27			0.00
				<b>(124,869.02)</b>	<b>272,859.90</b>	<b>0.00</b>	<b>0.00</b>	
156341	MOLOKAI TANKER	2016		(328,929.56)	675,000.00			346,070.44
156341	MOLOKAI TANKER	2017	346,070.44	(346,070.44)				0.00
				<b>(675,000.00)</b>	<b>675,000.00</b>	<b>0.00</b>	<b>0.00</b>	
156346	CDBG PROGRAM ADMIN FY15	2016	34,617.75	(54,117.01)	19,644.76			145.50
156346	CDBG PROGRAM ADMIN FY15	2017	145.50					145.50
				<b>(54,117.01)</b>	<b>19,644.76</b>	<b>0.00</b>	<b>0.00</b>	

County of Maui

Office of the Mayor

Grant Revenues & Expenditures Quarterly Report - by Index and Fiscal Year as of 3/31/2017

Index	Index Title	FY	Beginning Fund Balance	Revenue	Expenditures	Transfers In	Transfers Out	Ending Fund Balance
166122	COQUI FROG ERADCTN ACT51 SLH04	2016	99,996.23		(80,000.00)			19,996.23
166122	COQUI FROG ERADCTN ACT51 SLH04	2017	19,996.23		(19,996.23)			0.00
				<b>0.00</b>	<b>(99,996.23)</b>	<b>0.00</b>	<b>0.00</b>	
166123	DLNR M'LAEA HARBOR SEWAGE P/O	2016	30,000.00					30,000.00
166123	DLNR M'LAEA HARBOR SEWAGE P/O	2017	30,000.00					30,000.00
				<b>0.00</b>	<b>0.00</b>	<b>0.00</b>	<b>0.00</b>	
166124	NOAA/HIHWNMS-MAALAEA HARBOR SW	2016	10,000.00					10,000.00
166124	NOAA/HIHWNMS-MAALAEA HARBOR SW	2017	10,000.00					10,000.00
				<b>0.00</b>	<b>0.00</b>	<b>0.00</b>	<b>0.00</b>	
166785	HAWAII ST COMM/STATUS WOMEN	2016		(3,421.88)	1,260.64			(2,161.24)
166785	HAWAII ST COMM/STATUS WOMEN	2017	(2,161.24)	120.83	2,013.78			(26.63)
				<b>(3,301.05)</b>	<b>3,274.42</b>	<b>0.00</b>	<b>0.00</b>	
166810	WKFORCE INNOVATN OPPORTUNITY	2016			22,721.97			22,721.97
166810	WKFORCE INNOVATN OPPORTUNITY	2017	22,721.97	(38,029.30)	53,418.18			38,110.85
				<b>(38,029.30)</b>	<b>76,140.15</b>	<b>0.00</b>	<b>0.00</b>	
166811	HO'OLEHUA PUMPER	2017		(898,447.40)	898,447.40			0.00
				<b>(898,447.40)</b>	<b>898,447.40</b>	<b>0.00</b>	<b>0.00</b>	
166815	CDBG PROGRAM ADMIN FY16	2016		(265,493.23)	293,775.88			28,282.65
166815	CDBG PROGRAM ADMIN FY16	2017	28,282.65	(35,780.84)	16,801.39			9,303.20
				<b>(301,274.07)</b>	<b>310,577.27</b>	<b>0.00</b>	<b>0.00</b>	
166816	HTA PRODUCT ENRICHMENT CY16	2016		(250,000.00)	143,427.61			(106,572.39)
166816	HTA PRODUCT ENRICHMENT CY16	2017	(106,572.39)	(150,000.00)	201,575.76			(54,996.63)
				<b>(400,000.00)</b>	<b>345,003.37</b>	<b>0.00</b>	<b>0.00</b>	
166817	WIOA ADULT&DISLOCATED WORKER	2016			23,795.53			23,795.53
166817	WIOA ADULT&DISLOCATED WORKER	2017	23,795.53	(185,223.11)	257,559.31			96,131.73
				<b>(185,223.11)</b>	<b>281,354.84</b>	<b>0.00</b>	<b>0.00</b>	
166818	WIOA ADMIN PY2015	2016		(17,883.59)	55,875.58			37,991.99
166818	WIOA ADMIN PY2015	2017	37,991.99	(43,722.00)	4,401.00			(1,329.01)
				<b>(61,605.59)</b>	<b>60,276.58</b>	<b>0.00</b>	<b>0.00</b>	
166819	INNOVATE HAWAII	2016		(10,000.00)				(10,000.00)
166819	INNOVATE HAWAII	2017	(10,000.00)		10,000.00			0.00
				<b>(10,000.00)</b>	<b>10,000.00</b>	<b>0.00</b>	<b>0.00</b>	

County of Maui

Office of the Mayor

Grant Revenues & Expenditures Quarterly Report - by Index and Fiscal Year as of 3/31/2017

Index	Index Title	FY	Beginning Fund Balance	Revenue	Expenditures	Transfers In	Transfers Out	Ending Fund Balance
166862	HAWAII STATE ENERGY	2017		(10,000.00)	10,000.00			0.00
				<u>(10,000.00)</u>	<u>10,000.00</u>	<u>0.00</u>	<u>0.00</u>	
176062	HOUSING REHAB LOAN PROJECT INC	2016	(13,196.45)					(13,196.45)
176062	HOUSING REHAB LOAN PROJECT INC	2017	(13,196.45)					(13,196.45)
				<u>0.00</u>	<u>0.00</u>	<u>0.00</u>	<u>0.00</u>	
176187	MADE IN MAUI COUNTY FESTIVAL	2017		(8,500.00)				(8,500.00)
				<u>(8,500.00)</u>	<u>0.00</u>	<u>0.00</u>	<u>0.00</u>	
176810	WIOA YOUTH ACTIVITIES	2017			1,155.32			1,155.32
				<u>0.00</u>	<u>1,155.32</u>	<u>0.00</u>	<u>0.00</u>	
176815	CDBG PROGRAM ADMIN FY17	2017		(163,360.24)	204,260.10			40,899.86
				<u>(163,360.24)</u>	<u>204,260.10</u>	<u>0.00</u>	<u>0.00</u>	
176818	WIOA ADMIN PY2016	2017		(41,869.63)	46,429.72			4,560.09
				<u>(41,869.63)</u>	<u>46,429.72</u>	<u>0.00</u>	<u>0.00</u>	
196010	MOLOKAI TANKER - REPRG	2016			8,179.56			8,179.56
196010	MOLOKAI TANKER - REPRG	2017	8,179.56	(8,179.56)				0.00
				<u>(8,179.56)</u>	<u>8,179.56</u>	<u>0.00</u>	<u>0.00</u>	
196020	PROJECT IMPACT BDRC FEMA	2016	13,279.05					13,279.05
196020	PROJECT IMPACT BDRC FEMA	2017	13,279.05					13,279.05
				<u>0.00</u>	<u>0.00</u>	<u>0.00</u>	<u>0.00</u>	
196037	STORMS 12/4-7/07 FEMA#1743DRHI	2016	(172,041.35)		172,041.35			0.00
				<u>0.00</u>	<u>172,041.35</u>	<u>0.00</u>	<u>0.00</u>	
<b>Grand Total</b>				<b>(5,399,515.66)</b>	<b>5,249,854.56</b>	<b>0.00</b>	<b>0.00</b>	

County of Maui

Management

Grant Revenues & Expenditures Quarterly Report - by Index and Fiscal Year as of 3/31/2017

Index	Index Title	FY	Beginning Fund Balance	Revenue	Expenditures	Transfers In	Transfers Out	Ending Fund Balance
106055	ENERGY EMERGENCY PLANNING	2016	(4,575.09)		4,575.09			0.00
				<u>0.00</u>	<u>4,575.09</u>	<u>0.00</u>	<u>0.00</u>	
136801	DELL ONLINE SELF-DISPATCH PRG	2016	(27,277.71)	(210.00)				(27,487.71)
136801	DELL ONLINE SELF-DISPATCH PRG	2017	(27,487.71)	(480.00)				(27,967.71)
				<u>(690.00)</u>	<u>0.00</u>	<u>0.00</u>	<u>0.00</u>	
166802	HI INTEGRATED JUSTICE IS PRG	2016			27,840.00			27,840.00
166802	HI INTEGRATED JUSTICE IS PRG	2017	27,840.00					27,840.00
				<u>0.00</u>	<u>27,840.00</u>	<u>0.00</u>	<u>0.00</u>	
<b>Grand Total</b>				<b>(690.00)</b>	<b>32,415.09</b>	<b>0.00</b>	<b>0.00</b>	

County of Maui

Prosecuting Attorney

Grant Revenues & Expenditures Quarterly Report - by Index and Fiscal Year as of 3/31/2017

Index	Index Title	FY	Beginning Fund Balance	Revenue	Expenditures	Transfers In	Transfers Out	Ending Fund Balance
106138	FOOD STAMP PRG PROSECUTIONS	2016		(283.17)	283.17			0.00
				<b>(283.17)</b>	<b>283.17</b>	<b>0.00</b>	<b>0.00</b>	
126462	PROS ATTY ASSET FORFTRES ST12	2016	3,508.40	(3,508.40)				0.00
				<b>(3,508.40)</b>	<b>0.00</b>	<b>0.00</b>	<b>0.00</b>	
136174	DEFENDANT/WITNESS TRIAL PRG	2016	287.24		(287.24)			0.00
				<b>0.00</b>	<b>(287.24)</b>	<b>0.00</b>	<b>0.00</b>	
146601	DEFENDANT/WITNESS TRIAL PRG	2016	(610.00)		610.00			0.00
				<b>0.00</b>	<b>610.00</b>	<b>0.00</b>	<b>0.00</b>	
146602	VICTIM/WITNESS ASSISTANCE PRG	2016	(696.74)		696.74			0.00
				<b>0.00</b>	<b>696.74</b>	<b>0.00</b>	<b>0.00</b>	
146607	CRIMINAL JUSTICE INFO SYSTEM	2016	19,651.02	(44,389.00)	24,737.98			0.00
				<b>(44,389.00)</b>	<b>24,737.98</b>	<b>0.00</b>	<b>0.00</b>	
156601	DEFENDANT/WITNESS TRIAL PRG	2016	17,868.80	(23,459.97)	5,591.17			(0.00)
				<b>(23,459.97)</b>	<b>5,591.17</b>	<b>0.00</b>	<b>0.00</b>	
156602	VICTIM/WITNESS ASSISTANCE PRG	2016	10,618.86	(28,648.00)	18,029.14			0.00
				<b>(28,648.00)</b>	<b>18,029.14</b>	<b>0.00</b>	<b>0.00</b>	
156603	CAREER CRIMINAL PROGRAM	2016	(7,217.83)		7,217.83			0.00
				<b>0.00</b>	<b>7,217.83</b>	<b>0.00</b>	<b>0.00</b>	
156608	E BYRNE MEMORIAL JAG FY15	2016			9,572.44			9,572.44
156608	E BYRNE MEMORIAL JAG FY15	2017	9,572.44					9,572.44
				<b>0.00</b>	<b>9,572.44</b>	<b>0.00</b>	<b>0.00</b>	
156609	SPCL NEEDS ADVOCACY PRG	2016	78,291.31	(95,252.00)	16,960.69			(0.00)
				<b>(95,252.00)</b>	<b>16,960.69</b>	<b>0.00</b>	<b>0.00</b>	
156610	ASSET FORFEITURES PROGRAM	2016	(60,892.70)	60,892.70				0.00
				<b>60,892.70</b>	<b>0.00</b>	<b>0.00</b>	<b>0.00</b>	
156611	MAUI PROSECUTORS TRAFFIC REC	2016	4,847.80	(4,847.80)				0.00
				<b>(4,847.80)</b>	<b>0.00</b>	<b>0.00</b>	<b>0.00</b>	
156620	E BYRNE/PROS OF DRUG CRIMES	2016	8,541.67	(125,501.00)	140,075.33			23,116.00
156620	E BYRNE/PROS OF DRUG CRIMES	2017	23,116.00	(23,116.00)				0.00
				<b>(148,617.00)</b>	<b>140,075.33</b>	<b>0.00</b>	<b>0.00</b>	
156622	DOMESTIC VIOLENCE INVESTIGATIO	2016	39,418.51	(51,289.00)	11,870.49			0.00

County of Maui

Prosecuting Attorney

Grant Revenues & Expenditures Quarterly Report - by Index and Fiscal Year as of 3/31/2017

Index	Index Title	FY	Beginning Fund Balance	Revenue	Expenditures	Transfers In	Transfers Out	Ending Fund Balance
				<u>(51,289.00)</u>	<u>11,870.49</u>	<u>0.00</u>	<u>0.00</u>	
156623	HIGHWAY SAFETY GRANT	2016	12,441.54	(19,082.72)	6,067.32			(573.86)
156623	HIGHWAY SAFETY GRANT	2017	(573.86)		573.86			0.00
				<u>(19,082.72)</u>	<u>6,641.18</u>	<u>0.00</u>	<u>0.00</u>	
156625	JUSTICE REINVEST INITIATIVE	2016	(9,571.13)	9,571.13				0.00
				<u>9,571.13</u>	<u>0.00</u>	<u>0.00</u>	<u>0.00</u>	
166835	SPCL NEEDS ADVOCACY PRG	2016		(247,183.00)	307,532.53			60,349.53
166835	SPCL NEEDS ADVOCACY PRG	2017	60,349.53	(63,557.00)	3,207.47			(0.00)
				<u>(310,740.00)</u>	<u>310,740.00</u>	<u>0.00</u>	<u>0.00</u>	
166836	ASSET FORFEITURES PROGRAM	2016		(20,565.14)	60,945.37			40,380.23
166836	ASSET FORFEITURES PROGRAM	2017	40,380.23	(33,532.77)	29,844.10			36,691.56
				<u>(54,097.91)</u>	<u>90,789.47</u>	<u>0.00</u>	<u>0.00</u>	
166871	VICTIM/WITNESS ASSISTANCE PRG	2016		(14,594.00)	51,509.34			36,915.34
166871	VICTIM/WITNESS ASSISTANCE PRG	2017	36,915.34	(43,783.00)	6,867.66			(0.00)
				<u>(58,377.00)</u>	<u>58,377.00</u>	<u>0.00</u>	<u>0.00</u>	
166872	CAREER CRIMINAL PROGRAM	2016		(130,262.00)	130,262.00			0.00
				<u>(130,262.00)</u>	<u>130,262.00</u>	<u>0.00</u>	<u>0.00</u>	
166873	DEFENDANT/WITNESS TRIAL PRG	2016		(21,581.21)	90,632.43			69,051.22
166873	DEFENDANT/WITNESS TRIAL PRG	2017	69,051.22	(32,491.92)	15,184.19			51,743.49
				<u>(54,073.13)</u>	<u>105,816.62</u>	<u>0.00</u>	<u>0.00</u>	
166875	HIGHWAY SAFETY/IMPAIRED DRVG	2016			7,629.64			7,629.64
166875	HIGHWAY SAFETY/IMPAIRED DRVG	2017	7,629.64	(13,826.42)	6,196.78			0.00
				<u>(13,826.42)</u>	<u>13,826.42</u>	<u>0.00</u>	<u>0.00</u>	
166876	HIGHWAY SAFETY/TRAFFIC RECORDS	2016			4,507.85			4,507.85
166876	HIGHWAY SAFETY/TRAFFIC RECORDS	2017	4,507.85	(10,445.36)	5,937.51			0.00
				<u>(10,445.36)</u>	<u>10,445.36</u>	<u>0.00</u>	<u>0.00</u>	
166877	SOH GRANT-IN-AID	2016			33,852.08			33,852.08
166877	SOH GRANT-IN-AID	2017	33,852.08		70,146.14			103,998.22
				<u>0.00</u>	<u>103,998.22</u>	<u>0.00</u>	<u>0.00</u>	
176835	SPCL NEEDS ADVOCACY PRG	2017		(132,561.00)	174,285.17			41,724.17
				<u>(132,561.00)</u>	<u>174,285.17</u>	<u>0.00</u>	<u>0.00</u>	
176860	SPCL NEEDS ADVOC SUPPLEMENTAL	2017			1,793.69			1,793.69



County of Maui

Prosecuting Attorney

Grant Revenues & Expenditures Quarterly Report - by Index and Fiscal Year as of 3/31/2017

Index	Index Title	FY	Beginning Fund Balance	Revenue	Expenditures	Transfers In	Transfers Out	Ending Fund Balance
				0.00	1,793.69	0.00	0.00	
176871	VICTIM/WITNESS ASSISTANCE PRG	2017		(30,810.00)	46,176.59			15,366.59
				(30,810.00)	46,176.59	0.00	0.00	
176872	CAREER CRIMINAL PROGRAM	2017		(118,530.00)	129,907.13			11,377.13
				(118,530.00)	129,907.13	0.00	0.00	
176879	DOMESTIC VIOLENCE INVESTIGATIO	2017		(40,347.00)	52,576.76			12,229.76
				(40,347.00)	52,576.76	0.00	0.00	
196071	VICTIM WITNESS BOOKS	2016	(7,280.00)		(7,465.39)			(14,745.39)
196071	VICTIM WITNESS BOOKS	2017	(14,745.39)					(14,745.39)
				0.00	(7,465.39)	0.00	0.00	
<b>Grand Total</b>				<b>(1,302,983.05)</b>	<b>1,463,527.96</b>	<b>0.00</b>	<b>0.00</b>	

County of Maui

Finance		Grant Revenues & Expenditures Quarterly Report - by Index and Fiscal Year as of 3/31/2017						
Index	Index Title	FY	Beginning Fund Balance	Revenue	Expenditures	Transfers In	Transfers Out	Ending Fund Balance
166725	COMML DRIVER'S LICENSE FY16	2016		(458,147.20)	458,147.20			(0.00)
				<u>(458,147.20)</u>	<u>458,147.20</u>	<u>0.00</u>	<u>0.00</u>	
166726	PERIODIC MTR VEH INSPTN FY16	2016		(453,167.35)	453,167.35			0.00
				<u>(453,167.35)</u>	<u>453,167.35</u>	<u>0.00</u>	<u>0.00</u>	
166727	STATE IDENTIFICATION PROGRAM	2016		(225,882.58)	225,882.58			0.00
166727	STATE IDENTIFICATION PROGRAM	2017			445.29			445.29
				<u>(225,882.58)</u>	<u>226,327.87</u>	<u>0.00</u>	<u>0.00</u>	
166728	STATE MOTOR VEH REGISTRATION	2016		(301,233.42)	301,233.42			0.00
				<u>(301,233.42)</u>	<u>301,233.42</u>	<u>0.00</u>	<u>0.00</u>	
176725	COMML DRIVER'S LICENSE FY17	2017		(367,149.54)	367,149.54			0.00
				<u>(367,149.54)</u>	<u>367,149.54</u>	<u>0.00</u>	<u>0.00</u>	
176726	PERIODIC MTR VEH INSPTN FY17	2017		(342,471.08)	342,471.08			0.00
				<u>(342,471.08)</u>	<u>342,471.08</u>	<u>0.00</u>	<u>0.00</u>	
176727	STATE IDENTIFICATION PROGRAM	2017		(148,320.62)	148,320.62			(0.00)
				<u>(148,320.62)</u>	<u>148,320.62</u>	<u>0.00</u>	<u>0.00</u>	
176728	STATE MOTOR VEH REGISTRATION	2017		(236,474.56)	236,474.56			(0.00)
				<u>(236,474.56)</u>	<u>236,474.56</u>	<u>0.00</u>	<u>0.00</u>	
<b>Grand Total</b>				<b>(2,532,846.35)</b>	<b>2,533,291.64</b>	<b>0.00</b>	<b>0.00</b>	

County of Maui

Planning		Grant Revenues & Expenditures Quarterly Report - by Index and Fiscal Year as of 3/31/2017						
Index	Index Title	FY	Beginning Fund Balance	Revenue	Expenditures	Transfers In	Transfers Out	Ending Fund Balance
116204	PRIVATE DONATION-PLNNG-HUTAFF	2016	(51.74)	0.00	51.74	0.00	0.00	0.00
146901	COASTAL ZONE MANAGEMENT PRG	2016	(206,776.77)	0.00	206,776.77	0.00	0.00	0.00
146905	UH SEA GRANT COLLEGE PROGRAM	2016	(2,356.42)	0.00	2,356.42	0.00	0.00	0.00
156800	COASTAL ZONE MANAGEMENT FY15	2016	179,312.79	(339,286.41)	159,973.62	0.00	0.00	0.00
				<b>(339,286.41)</b>	<b>159,973.62</b>			
156802	CERTIFIED LOCAL GOVT PRG	2016	(8,677.02)					(8,677.02)
156802	CERTIFIED LOCAL GOVT PRG	2017	(8,677.02)	0.00	8,677.02	0.00	0.00	0.00
166801	COASTAL ZONE MANAGEMENT FY16	2016			194,616.43			194,616.43
166801	COASTAL ZONE MANAGEMENT FY16	2017	194,616.43	(338,948.24)	144,331.81	0.00	0.00	0.00
				<b>(338,948.24)</b>	<b>338,948.24</b>			
176801	COASTAL ZONE MANAGEMENT FY17	2017		0.00	160,995.90	0.00	0.00	160,995.90
				<b>0.00</b>	<b>160,995.90</b>	<b>0.00</b>	<b>0.00</b>	
<b>Grand Total</b>				<b>(678,234.65)</b>	<b>877,779.71</b>	<b>0.00</b>	<b>0.00</b>	

County of Maui

Grant Revenues & Expenditures Quarterly Report - by Index and Fiscal Year as of 3/31/2017

Police

Index	Index Title	FY	Beginning Fund Balance	Revenue	Expenditures	Transfers In	Transfers Out	Ending Fund Balance
106521	G.R.E.A.T ATC000110	2016	304.39	0.00	(304.39)	0.00	0.00	0.00
106806	D.A.R.E.(DOE)FY10 MOA DO413#5	2016	479.33	0.00	(479.33)	0.00	0.00	0.00
116333	JUVENILE ACCT INCENTIVE DHS01	2016	658.84	0.00	(658.84)	0.00	0.00	0.00
116355	MAUI CHILD PASSENGER SAFTEY	2016	(541.18)	0.00	541.18	0.00	0.00	0.00
116500	COPS TECHNOLOGY GRANT USDJUSTC	2016	(462.69)	0.00	462.69	0.00	0.00	0.00
116510	BULLETPROOF VEST GRNT USDJUSTC	2016	(13,085.32)	0.00	13,085.32	0.00	0.00	0.00
116705	YOUTH GANG DHS-2000-OYS-8048	2016	194.79	0.00	(194.79)	0.00	0.00	0.00
116904	SAFE & DRUG FREE SCHLS #2 DHS	2016	(252.05)	0.00	252.05	0.00	0.00	0.00
126300	LLE BLOCK GRANT 2001-LB-BX1458	2016	132.23	0.00	(132.23)	0.00	0.00	0.00
126331	MPD ROADBLOCK PROGRAM	2016	322.12	0.00	(322.12)	0.00	0.00	0.00
126333	JUV ACT/INC BG DHS-2-OYS-1160A	2016	(7,482.95)	0.00	7,482.95	0.00	0.00	0.00
126335	JUV ACT/INC BG DHS-2-OYS-1160B	2016	(579.95)	0.00	579.95	0.00	0.00	0.00
126340	PROHIBITING ALCOHOL SALES TO M	2016	99.31					99.31
126340	PROHIBITING ALCOHOL SALES TO M	2017	99.31	0.00	(99.31)	0.00	0.00	0.00
126344	MAUI SAFECOMM SPEED	2016	(1,176.53)	0.00	1,176.53	0.00	0.00	0.00
126355	KEIKI INJURY PRTCTN CLTN	2016	2,383.19	0.00	(2,383.19)	0.00	0.00	0.00

County of Maui

Grant Revenues & Expenditures Quarterly Report - by Index and Fiscal Year as of 3/31/2017

Police

Index	Index Title	FY	Beginning Fund Balance	Revenue	Expenditures	Transfers In	Transfers Out	Ending Fund Balance
126356	MAUI SEAT BELT ENFORCEMNT	2016	11,869.64		(11,869.64)			0.00
				<u>0.00</u>	<u>(11,869.64)</u>	<u>0.00</u>	<u>0.00</u>	
126365	FED EQT/SHARING FORFEITURE POL	2016	(863.82)					(863.82)
126365	FED EQT/SHARING FORFEITURE POL	2017	(863.82)					(863.82)
				<u>0.00</u>	<u>0.00</u>	<u>0.00</u>	<u>0.00</u>	
126399	911 EMERGENCY MEDICAL FY02	2016	(1,200.00)		1,200.00			0.00
				<u>0.00</u>	<u>1,200.00</u>	<u>0.00</u>	<u>0.00</u>	
126430	CLANDSTINE LAB RSPNSE TM00DB18	2016	275.72		(275.72)			0.00
				<u>0.00</u>	<u>(275.72)</u>	<u>0.00</u>	<u>0.00</u>	
126501	COPS IN SCHOOL AWARD	2016	(38,462.46)		38,462.46			0.00
				<u>0.00</u>	<u>38,462.46</u>	<u>0.00</u>	<u>0.00</u>	
126505	S/W MARIJUANA ERAD #01-DB-4	2016	829.73		(829.73)			0.00
				<u>0.00</u>	<u>(829.73)</u>	<u>0.00</u>	<u>0.00</u>	
126550	MARIJUANA ERADICATION DEA 2002	2016	(1,034.82)					(1,034.82)
126550	MARIJUANA ERADICATION DEA 2002	2017	(1,034.82)					(1,034.82)
				<u>0.00</u>	<u>0.00</u>	<u>0.00</u>	<u>0.00</u>	
126901	SW NARCOTICS TASK FORCE 01DB11	2016	6,500.00		(6,500.00)			0.00
				<u>0.00</u>	<u>(6,500.00)</u>	<u>0.00</u>	<u>0.00</u>	
126903	SAFE/DRUG FREE SCHOOLS #3 DHS	2016	4,291.33		(4,291.33)			0.00
				<u>0.00</u>	<u>(4,291.33)</u>	<u>0.00</u>	<u>0.00</u>	
126905	D.A.R.E. PRGRM(DOE) 02 #18475	2016	1,338.75		(1,338.75)			0.00
				<u>0.00</u>	<u>(1,338.75)</u>	<u>0.00</u>	<u>0.00</u>	
126908	TRAINING GRANTS-SOH VARIOUS	2016	10,018.45		(1,154.95)			8,863.50
126908	TRAINING GRANTS-SOH VARIOUS	2017	8,863.50					8,863.50
				<u>0.00</u>	<u>(1,154.95)</u>	<u>0.00</u>	<u>0.00</u>	
136301	STATE E911 WIRELESS COMMISSIO	2016	(10,562.57)		2,466.66			(8,095.91)
136301	STATE E911 WIRELESS COMMISSIO	2017	(8,095.91)					(8,095.91)
				<u>0.00</u>	<u>2,466.66</u>	<u>0.00</u>	<u>0.00</u>	
136302	VAWA/DOMESTIC VIOLENCE OUTREAC	2016	3,220.11	(24,000.00)	24,573.89			3,794.00
136302	VAWA/DOMESTIC VIOLENCE OUTREAC	2017	3,794.00	(3,794.00)				0.00
				<u>(27,794.00)</u>	<u>24,573.89</u>	<u>0.00</u>	<u>0.00</u>	
136303	HIGH INTENSITY DRUG TRAFFICKIN	2016	(3,000.00)	3,000.00				0.00

County of Maui

Grant Revenues & Expenditures Quarterly Report - by Index and Fiscal Year as of 3/31/2017

Police Index	Index Title	FY	Beginning Fund Balance	Revenue	Expenditures	Transfers In	Transfers Out	Ending Fund Balance
				<u>3,000.00</u>	<u>0.00</u>	<u>0.00</u>	<u>0.00</u>	
136330	DOH-ADAD TOBACCO SALES-MINORS	2016	(1,015.70)		1,015.70			0.00
				<u>0.00</u>	<u>1,015.70</u>	<u>0.00</u>	<u>0.00</u>	
136333	JUV ACT/INCNTV B/G PROJ#P.O.I.	2016	(6,678.32)		6,678.32			0.00
				<u>0.00</u>	<u>6,678.32</u>	<u>0.00</u>	<u>0.00</u>	
136335	J/ACT/INCNTV/BG PROJ#COMP STRA	2016	(2,226.75)		2,226.75			0.00
				<u>0.00</u>	<u>2,226.75</u>	<u>0.00</u>	<u>0.00</u>	
136344	MAUI SAFE COMM SPEED	2016	(3,525.53)		3,525.53			0.00
				<u>0.00</u>	<u>3,525.53</u>	<u>0.00</u>	<u>0.00</u>	
136356	MPD SEATBELT PROGRAM	2016	(32,203.19)		32,203.19			0.00
				<u>0.00</u>	<u>32,203.19</u>	<u>0.00</u>	<u>0.00</u>	
136365	FED EQT/SHARING FORFEITURE POL	2016	(134.78)					(134.78)
136365	FED EQT/SHARING FORFEITURE POL	2017	(134.78)					(134.78)
				<u>0.00</u>	<u>0.00</u>	<u>0.00</u>	<u>0.00</u>	
136399	911 EMS FY03LOG#98-320 MOD#5	2016	67,631.31		(67,631.31)			0.00
				<u>0.00</u>	<u>(67,631.31)</u>	<u>0.00</u>	<u>0.00</u>	
136902	TRAINING GRANTS FY2013	2016	(3,273.35)					(3,273.35)
136902	TRAINING GRANTS FY2013	2017	(3,273.35)					(3,273.35)
				<u>0.00</u>	<u>0.00</u>	<u>0.00</u>	<u>0.00</u>	
136910	HI INTRAGENCY MOBLE POLICE 02	2016	(2,506.82)					(2,506.82)
136910	HI INTRAGENCY MOBLE POLICE 02	2017	(2,506.82)					(2,506.82)
				<u>0.00</u>	<u>0.00</u>	<u>0.00</u>	<u>0.00</u>	
146026	TRAINING GRANTS FY2014	2016	(216.13)					(216.13)
146026	TRAINING GRANTS FY2014	2017	(216.13)					(216.13)
				<u>0.00</u>	<u>0.00</u>	<u>0.00</u>	<u>0.00</u>	
146030	STATE E911 WIRELESS COMMISSION	2016	(650.22)	712.20	(61.98)			0.00
				<u>712.20</u>	<u>(61.98)</u>	<u>0.00</u>	<u>0.00</u>	
146042	MPD CHILD RESTRAINT PROJECT	2016	84.50		(84.50)			0.00
				<u>0.00</u>	<u>(84.50)</u>	<u>0.00</u>	<u>0.00</u>	
146045	VIOLENCE AGAINST WOMEN ACT	2016	15,366.11	(25,000.00)	10,750.15			1,116.26
146045	VIOLENCE AGAINST WOMEN ACT	2017	1,116.26	(10,000.00)	8,883.74			0.00
				<u>(35,000.00)</u>	<u>19,633.89</u>	<u>0.00</u>	<u>0.00</u>	

County of Maui

Grant Revenues & Expenditures Quarterly Report - by Index and Fiscal Year as of 3/31/2017

Police

Index	Index Title	FY	Beginning Fund Balance	Revenue	Expenditures	Transfers In	Transfers Out	Ending Fund Balance
146046	JUVENILE ACCT INCENTIVE BLCK	2016	7,851.45	(8,136.30)	284.85			0.00
				<b>(8,136.30)</b>	<b>284.85</b>	<b>0.00</b>	<b>0.00</b>	
146047	SW MARIJUANA ERADICATION	2016	1,656.87	(43,727.00)	42,070.13			0.00
				<b>(43,727.00)</b>	<b>42,070.13</b>	<b>0.00</b>	<b>0.00</b>	
146053	E BYRNE/EPIC AWARENESS	2016	1,430.61	(90,944.08)	89,513.47			(0.00)
				<b>(90,944.08)</b>	<b>89,513.47</b>	<b>0.00</b>	<b>0.00</b>	
146365	POLICE FORFEITURES	2016	(9,175.25)					(9,175.25)
146365	POLICE FORFEITURES	2017	(9,175.25)					(9,175.25)
				<b>0.00</b>	<b>0.00</b>	<b>0.00</b>	<b>0.00</b>	
146400	911 EMS DOH 04 LOG#04-337	2016	22,572.34		(22,572.34)			0.00
				<b>0.00</b>	<b>(22,572.34)</b>	<b>0.00</b>	<b>0.00</b>	
146502	ANALYTICAL EQUIP & INFO MGT SY	2016	4,813.63		(4,813.63)			0.00
				<b>0.00</b>	<b>(4,813.63)</b>	<b>0.00</b>	<b>0.00</b>	
146550	MARIJUANA ERADCTN DEA 2003-51	2016	(6,254.17)		322.43			(5,931.74)
146550	MARIJUANA ERADCTN DEA 2003-51	2017	(5,931.74)					(5,931.74)
				<b>0.00</b>	<b>322.43</b>	<b>0.00</b>	<b>0.00</b>	
146553	DOMESTIC CANNABIS DEA 2004-53	2016	(13,771.67)	12,939.15	832.52			0.00
				<b>12,939.15</b>	<b>832.52</b>	<b>0.00</b>	<b>0.00</b>	
156024	TRAINING GRANTS FY2015	2016	10,263.52		(4,184.58)			6,078.94
156024	TRAINING GRANTS FY2015	2017	6,078.94					6,078.94
				<b>0.00</b>	<b>(4,184.58)</b>	<b>0.00</b>	<b>0.00</b>	
156030	STATE E911 WIRELESS COMMISSION	2016	525,238.50	(498,495.20)	283.19			27,026.49
156030	STATE E911 WIRELESS COMMISSION	2017	27,026.49					27,026.49
				<b>(498,495.20)</b>	<b>283.19</b>	<b>0.00</b>	<b>0.00</b>	
156031	911 EMERGENCY MEDICAL SVC	2016	75,922.91	(91,007.41)	15,084.50			0.00
				<b>(91,007.41)</b>	<b>15,084.50</b>	<b>0.00</b>	<b>0.00</b>	
156033	MPD TRAFFIC SERVICES	2016	33,897.68	(37,104.52)	3,206.84			0.00
				<b>(37,104.52)</b>	<b>3,206.84</b>	<b>0.00</b>	<b>0.00</b>	
156035	PROHIBIT TOBACCO SALES TO M	2016		(8,921.91)	10,676.39			1,754.48
156035	PROHIBIT TOBACCO SALES TO M	2017	1,754.48	(1,754.48)				0.00
				<b>(10,676.39)</b>	<b>10,676.39</b>	<b>0.00</b>	<b>0.00</b>	
156037	FFY15 MPD SEAT BELT PROGRAM	2016	11,158.76	(23,931.08)	12,772.32			(0.00)

County of Maui

Grant Revenues & Expenditures Quarterly Report - by Index and Fiscal Year as of 3/31/2017

Police

Index	Index Title	FY	Beginning Fund Balance	Revenue	Expenditures	Transfers In	Transfers Out	Ending Fund Balance
				<b>(23,931.08)</b>	<b>12,772.32</b>	<b>0.00</b>	<b>0.00</b>	
156038	FFY15 SPEED ENFORCEMENT	2016	23,980.24	(43,009.95)	19,029.71			0.00
				<b>(43,009.95)</b>	<b>19,029.71</b>	<b>0.00</b>	<b>0.00</b>	
156039	FFY15 MPD TRAFFIC DATA RECORDS	2016	10,712.13	(29,412.38)	18,700.25			0.00
				<b>(29,412.38)</b>	<b>18,700.25</b>	<b>0.00</b>	<b>0.00</b>	
156040	DISTRACTED DRIVING ENFORCEMENT	2016		(2,049.41)	2,049.41			0.00
				<b>(2,049.41)</b>	<b>2,049.41</b>	<b>0.00</b>	<b>0.00</b>	
156044	MPD ROADBLOCK PROGRAM	2016	80,528.09	(203,039.80)	122,511.71			0.00
				<b>(203,039.80)</b>	<b>122,511.71</b>	<b>0.00</b>	<b>0.00</b>	
156046	KALO PROGRAM	2016	22,836.64	(22,962.36)	125.72			(0.00)
				<b>(22,962.36)</b>	<b>125.72</b>	<b>0.00</b>	<b>0.00</b>	
156051	DOMESTIC CANNABIS DEA	2016	(88,362.18)		88,362.18			0.00
				<b>0.00</b>	<b>88,362.18</b>	<b>0.00</b>	<b>0.00</b>	
156053	HAWAII NARCOTICS TASK FORCE	2016	5,389.96	(19,510.00)	14,120.04			(0.00)
				<b>(19,510.00)</b>	<b>14,120.04</b>	<b>0.00</b>	<b>0.00</b>	
156054	HIGH INTENSITY DRUG TRAFFICKIN	2016	33,018.78	(164,110.00)	131,091.22			(0.00)
				<b>(164,110.00)</b>	<b>131,091.22</b>	<b>0.00</b>	<b>0.00</b>	
156056	MPD CHILD RESTRAINT PROJ	2016	6,724.89	(14,899.11)	8,174.22			0.00
				<b>(14,899.11)</b>	<b>8,174.22</b>	<b>0.00</b>	<b>0.00</b>	
156058	JUVENILE ACCT INCENTIVE BLCK	2016	4,492.24	(60,248.67)	70,770.76			15,014.33
156058	JUVENILE ACCT INCENTIVE BLCK	2017	15,014.33	(15,014.33)				0.00
				<b>(75,263.00)</b>	<b>70,770.76</b>	<b>0.00</b>	<b>0.00</b>	
156333	JUV/ACT/BG POI DHS-05-OYS-2153	2016	(4,956.25)		4,956.25			0.00
				<b>0.00</b>	<b>4,956.25</b>	<b>0.00</b>	<b>0.00</b>	
156522	G.R.E.A.T. ATF 2004-JV-FX-0133	2016	(109.70)		109.70			0.00
				<b>0.00</b>	<b>109.70</b>	<b>0.00</b>	<b>0.00</b>	
156553	DOMESTIC CANNABIS DEA 2005-60	2016	(3,882.55)		3,882.55			0.00
				<b>0.00</b>	<b>3,882.55</b>	<b>0.00</b>	<b>0.00</b>	
156910	HI INTERAGNCY MOBILE POLICE03	2016	(4,278.78)					(4,278.78)
156910	HI INTERAGNCY MOBILE POLICE03	2017	(4,278.78)					(4,278.78)
				<b>0.00</b>	<b>0.00</b>	<b>0.00</b>	<b>0.00</b>	



County of Maui

Grant Revenues & Expenditures Quarterly Report - by Index and Fiscal Year as of 3/31/2017

Police

Index	Index Title	FY	Beginning Fund Balance	Revenue	Expenditures	Transfers In	Transfers Out	Ending Fund Balance
166365	FEDERAL POLICE FORFEITURES	2016	(1,621.35)					(1,621.35)
166365	FEDERAL POLICE FORFEITURES	2017	(1,621.35)					(1,621.35)
				<u>0.00</u>	<u>0.00</u>	<u>0.00</u>	<u>0.00</u>	
166508	SW MARIJUANA ERADCTN TASK FRCE	2016	(23,893.00)		23,893.00			0.00
				<u>0.00</u>	<u>23,893.00</u>	<u>0.00</u>	<u>0.00</u>	
166509	POLICE AGAINST STREET SALES06	2016	(422.68)					(422.68)
166509	POLICE AGAINST STREET SALES06	2017	(422.68)					(422.68)
				<u>0.00</u>	<u>0.00</u>	<u>0.00</u>	<u>0.00</u>	
166829	HC&S COMMUNITY INITIATIVE	2017		(3,000.00)				(3,000.00)
				<u>(3,000.00)</u>	<u>0.00</u>	<u>0.00</u>	<u>0.00</u>	
166830	STATE E911 WIRELESS COMMISSION	2016		(666,988.34)	782,335.46			115,347.12
166830	STATE E911 WIRELESS COMMISSION	2017	115,347.12	(73,342.54)	36,079.90			78,084.48
				<u>(740,330.88)</u>	<u>818,415.36</u>	<u>0.00</u>	<u>0.00</u>	
166831	TRAINING GRANTS FY2016	2016			22,561.37			22,561.37
166831	TRAINING GRANTS FY2016	2017	22,561.37	(1,208.70)	(3,212.76)			18,139.91
				<u>(1,208.70)</u>	<u>19,348.61</u>	<u>0.00</u>	<u>0.00</u>	
166832	911 EMS DISPATCH COMMUNICATION	2016		(308,018.02)	354,514.44			46,496.42
166832	911 EMS DISPATCH COMMUNICATION	2017	46,496.42	(61,671.72)	15,175.30			(0.00)
				<u>(369,689.74)</u>	<u>369,689.74</u>	<u>0.00</u>	<u>0.00</u>	
166833	DOMESTIC VIOLENCE:STRANGULATIO	2016		(13,000.00)	18,896.22			5,896.22
166833	DOMESTIC VIOLENCE:STRANGULATIO	2017	5,896.22	(17,000.00)	11,971.41			867.63
				<u>(30,000.00)</u>	<u>30,867.63</u>	<u>0.00</u>	<u>0.00</u>	
166834	KALO PROGRAM	2016		(78,721.79)	88,562.40			9,840.61
166834	KALO PROGRAM	2017	9,840.61	(10,278.21)	437.60			0.00
				<u>(89,000.00)</u>	<u>89,000.00</u>	<u>0.00</u>	<u>0.00</u>	
166837	MPD TRAFFIC SERVICES	2016		(2,509.93)	40,278.48			37,768.55
166837	MPD TRAFFIC SERVICES	2017	37,768.55	(37,768.55)				0.00
				<u>(40,278.48)</u>	<u>40,278.48</u>	<u>0.00</u>	<u>0.00</u>	
166838	MPD TRAFFIC DATA RECORDS	2016		(11,724.31)	209,736.68			198,012.37
166838	MPD TRAFFIC DATA RECORDS	2017	198,012.37	(205,619.75)	7,607.38			(0.00)
				<u>(217,344.06)</u>	<u>217,344.06</u>	<u>0.00</u>	<u>0.00</u>	
166839	MPD SPEED ENFORCEMENT	2016		(11,831.47)	76,959.37			65,127.90

County of Maui

Grant Revenues & Expenditures Quarterly Report - by Index and Fiscal Year as of 3/31/2017

Police

Index	Index Title	FY	Beginning Fund Balance	Revenue	Expenditures	Transfers In	Transfers Out	Ending Fund Balance
166839	MPD SPEED ENFORCEMENT	2017	65,127.90	(100,132.65)	35,004.75			0.00
				<b>(111,964.12)</b>	<b>111,964.12</b>	<b>0.00</b>	<b>0.00</b>	
166840	MPD ROADBLOCK PROGRAM	2016		(68,928.00)	206,644.20			137,716.20
166840	MPD ROADBLOCK PROGRAM	2017	137,716.20	(285,492.30)	147,776.10			0.00
				<b>(354,420.30)</b>	<b>354,420.30</b>	<b>0.00</b>	<b>0.00</b>	
166841	DISTRACTED DRIVING ENFORCEMENT	2016		(550.41)	43,866.64			43,316.23
166841	DISTRACTED DRIVING ENFORCEMENT	2017	43,316.23	(46,055.86)	2,739.63			0.00
				<b>(46,606.27)</b>	<b>46,606.27</b>	<b>0.00</b>	<b>0.00</b>	
166842	HAWAII NARCOTICS TASK FORCE	2016		(22,848.00)	22,848.00			0.00
				<b>(22,848.00)</b>	<b>22,848.00</b>	<b>0.00</b>	<b>0.00</b>	
166843	MPD SEAT BELT PROGRAM	2016		(2,758.02)	25,872.25			23,114.23
166843	MPD SEAT BELT PROGRAM	2017	23,114.23	(34,571.55)	11,457.32			(0.00)
				<b>(37,329.57)</b>	<b>37,329.57</b>	<b>0.00</b>	<b>0.00</b>	
166844	HIGH INTENSITY DRUG TRAFFICKIN	2016		(137,822.84)	152,326.62			14,503.78
166844	HIGH INTENSITY DRUG TRAFFICKIN	2017	14,503.78	(45,372.16)	30,868.38			(0.00)
				<b>(183,195.00)</b>	<b>183,195.00</b>	<b>0.00</b>	<b>0.00</b>	
166845	MPD CHILD RESTRAINT PRG	2016		(3,126.80)	13,348.20			10,221.40
166845	MPD CHILD RESTRAINT PRG	2017	10,221.40	(20,545.26)	10,323.86			0.00
				<b>(23,672.06)</b>	<b>23,672.06</b>	<b>0.00</b>	<b>0.00</b>	
166847	HAWAII NARCOTICS TASK FORCE	2016			5,232.48			5,232.48
166847	HAWAII NARCOTICS TASK FORCE	2017	5,232.48	(30,216.68)	24,984.20			0.00
				<b>(30,216.68)</b>	<b>30,216.68</b>	<b>0.00</b>	<b>0.00</b>	
166848	SW MARIJUANA ERADICATION	2016			11,264.04			11,264.04
166848	SW MARIJUANA ERADICATION	2017	11,264.04	(45,641.88)	34,377.84			0.00
				<b>(45,641.88)</b>	<b>45,641.88</b>	<b>0.00</b>	<b>0.00</b>	
166855	SEX ASSAULT	2016			504.12			504.12
166855	SEX ASSAULT	2017	504.12	(14,000.00)	23,238.60			9,742.72
				<b>(14,000.00)</b>	<b>23,742.72</b>	<b>0.00</b>	<b>0.00</b>	
166856	DRUG ENFORCEMENT AGENCY	2016		(72,000.00)	9,054.50			(62,945.50)
166856	DRUG ENFORCEMENT AGENCY	2017	(62,945.50)		62,945.50			0.00
				<b>(72,000.00)</b>	<b>72,000.00</b>	<b>0.00</b>	<b>0.00</b>	
166857	POSITIVE OUTREACH INTERVENTION	2016			10,647.68			10,647.68

County of Maui

Grant Revenues & Expenditures Quarterly Report - by Index and Fiscal Year as of 3/31/2017

Police

Index	Index Title	FY	Beginning Fund Balance	Revenue	Expenditures	Transfers In	Transfers Out	Ending Fund Balance
166857	POSITIVE OUTREACH INTERVENTION	2017	10,647.68	(52,123.82)	53,811.76	0.00	0.00	12,335.62
				<b>(52,123.82)</b>	<b>64,459.44</b>			
166858	PC FORENSIC SCIENCES IMPRV ACT	2017		(6,000.00)	7,410.00	0.00	0.00	1,410.00
				<b>(6,000.00)</b>	<b>7,410.00</b>			
176360	SW JUVENILE JUSTICE INFM/SYSTEM	2016	(15,964.00)	0.00	15,964.00	0.00	0.00	0.00
					<b>15,964.00</b>			
176832	911 EMS DISPATCH COMMUNICATION	2017		(221,038.89)	269,981.44	0.00	0.00	48,942.55
				<b>(221,038.89)</b>	<b>269,981.44</b>			
176834	KALO PROGRAM	2017		(37,516.03)	43,079.48	0.00	0.00	5,563.45
				<b>(37,516.03)</b>	<b>43,079.48</b>			
176837	MPD TRAFFIC SERVICES	2017		0.00	17,153.70	0.00	0.00	17,153.70
					<b>17,153.70</b>			
176838	MPD TRAFFIC DATA RECORDS	2017		0.00	13,995.60	0.00	0.00	13,995.60
					<b>13,995.60</b>			
176839	MPD SPEED ENFORCEMENT	2017		0.00	31,254.07	0.00	0.00	31,254.07
					<b>31,254.07</b>			
176840	MPD ROADBLOCK PROGRAM	2017		0.00	45,828.88	0.00	0.00	45,828.88
					<b>45,828.88</b>			
176841	DISTRACTED DRIVING ENFORCEMENT	2017		0.00	3,998.86	0.00	0.00	3,998.86
					<b>3,998.86</b>			
176842	HAWAII NARCOTICS TASK FORCE	2017		0.00	264.55	0.00	0.00	264.55
					<b>264.55</b>			
176843	MPD SEAT BELT PROGRAM	2017		0.00	3,358.22	0.00	0.00	3,358.22
					<b>3,358.22</b>			
176844	HIGH INTENSITY DRUG TRAFFICKIN	2017		(47,830.57)	69,235.88	0.00	0.00	21,405.31
				<b>(47,830.57)</b>	<b>69,235.88</b>			
176845	MPD CHILD RESTRAINT PRG	2017		0.00	9,635.56	0.00	0.00	9,635.56
					<b>9,635.56</b>			
176846	STATE E911 WIRELESS COMMISSION	2017		(314,706.98)	636,536.92	0.00	0.00	321,829.94
				<b>(314,706.98)</b>	<b>636,536.92</b>			
176852	PROHIBIT TOBACCO SALES TO M	2017		(3,715.92)	3,715.92			0.00

County of Maui

Police		Grant Revenues & Expenditures Quarterly Report - by Index and Fiscal Year as of 3/31/2017						
Index	Index Title	FY	Beginning Fund Balance	Revenue	Expenditures	Transfers In	Transfers Out	Ending Fund Balance
				<u>(3,715.92)</u>	<u>3,715.92</u>	<u>0.00</u>	<u>0.00</u>	
186436	DOMESTIC VIOLNC VCTMLSS 02WF17	2016	<u>(20,358.79)</u>	<u>0.00</u>	<u>20,358.79</u>	<u>0.00</u>	<u>0.00</u>	<u>0.00</u>
196355	MPD CHILD RESTRANT PRG FY09	2016	<u>95.00</u>	<u>0.00</u>	<u>(95.00)</u>	<u>0.00</u>	<u>0.00</u>	<u>0.00</u>
196362	FORFEITURES POLICE STATE	2016	<u>(888.08)</u>					<u>(888.08)</u>
196362	FORFEITURES POLICE STATE	2017	<u>(888.08)</u>					<u>(888.08)</u>
				<u>0.00</u>	<u>0.00</u>	<u>0.00</u>	<u>0.00</u>	
196364	FED. TRY POLICE FORFEITURES	2016	<u>(525.03)</u>					<u>(525.03)</u>
196364	FED. TRY POLICE FORFEITURES	2017	<u>(525.03)</u>					<u>(525.03)</u>
				<u>0.00</u>	<u>0.00</u>	<u>0.00</u>	<u>0.00</u>	
196365	FED.JUSTICE POLICE FORFEITURES	2016	<u>(23,835.08)</u>	<u>5,257.15</u>	<u>(469.54)</u>			<u>(19,047.47)</u>
196365	FED.JUSTICE POLICE FORFEITURES	2017	<u>(19,047.47)</u>	<u>(251,476.94)</u>	<u>177,833.84</u>			<u>(92,690.57)</u>
				<u>(246,219.79)</u>	<u>177,364.30</u>	<u>0.00</u>	<u>0.00</u>	
196901	SW NARCOTICS TASK FORCE 98DB6	2016	<u>(509.30)</u>		<u>509.30</u>			<u>0.00</u>
				<u>0.00</u>	<u>509.30</u>	<u>0.00</u>	<u>0.00</u>	
196905	WAILEA SPEED ENFORCEMENT	2016	<u>(3,995.64)</u>		<u>3,995.64</u>			<u>0.00</u>
				<u>0.00</u>	<u>3,995.64</u>	<u>0.00</u>	<u>0.00</u>	
<b>Grand Total</b>				<b>(4,786,318.38)</b>	<b>4,682,793.79</b>	<b>0.00</b>	<b>0.00</b>	

County of Maui

Fire and Public Safety

Grant Revenues & Expenditures Quarterly Report - by Index and Fiscal Year as of 3/31/2017

Index	Index Title	FY	Beginning Fund Balance	Revenue	Expenditures	Transfers In	Transfers Out	Ending Fund Balance
106033	VOLUNTEER FIRE ASSTNCE DLNR10	2016	(180.05)					(180.05)
106033	VOLUNTEER FIRE ASSTNCE DLNR10	2017	(180.05)		180.05			0.00
				<u>0.00</u>	<u>180.05</u>	<u>0.00</u>	<u>0.00</u>	
106047	EMS (FIRE)TRAINING (PVT)IAAI	2016	(1,275.81)					(1,275.81)
106047	EMS (FIRE)TRAINING (PVT)IAAI	2017	(1,275.81)		1,288.15			12.34
				<u>0.00</u>	<u>1,288.15</u>	<u>0.00</u>	<u>0.00</u>	
106049	FIRE/LEPC (DOH) HMEP	2016	(39,675.65)	(13,522.72)	12,389.68			(40,808.69)
106049	FIRE/LEPC (DOH) HMEP	2017	(40,808.69)	(13,610.32)	7,576.76			(46,842.25)
				<u>(27,133.04)</u>	<u>19,966.44</u>	<u>0.00</u>	<u>0.00</u>	
116033	VOLUNTEER FIRE ASSTNCE DLNR11	2016	(1,432.15)					(1,432.15)
116033	VOLUNTEER FIRE ASSTNCE DLNR11	2017	(1,432.15)					(1,432.15)
				<u>0.00</u>	<u>0.00</u>	<u>0.00</u>	<u>0.00</u>	
116046	MFD EQUIPMENT PURCHASE EMO1-04	2016	(163.16)					(163.16)
116046	MFD EQUIPMENT PURCHASE EMO1-04	2017	(163.16)		163.16			0.00
				<u>0.00</u>	<u>163.16</u>	<u>0.00</u>	<u>0.00</u>	
116047	PRIVATE DONATIONS-FIRE DEPT	2016	(20,200.48)					(20,200.48)
116047	PRIVATE DONATIONS-FIRE DEPT	2017	(20,200.48)	14,800.00				(5,400.48)
				<u>14,800.00</u>	<u>0.00</u>	<u>0.00</u>	<u>0.00</u>	
116090	HAZARDOUS MATRLS(HMEP) GRNT11	2016	2,831.60					2,831.60
116090	HAZARDOUS MATRLS(HMEP) GRNT11	2017	2,831.60					2,831.60
				<u>0.00</u>	<u>0.00</u>	<u>0.00</u>	<u>0.00</u>	
136046	MFD EQUIPMNT PURCHASE/CPS PRGR	2016	76.94					76.94
136046	MFD EQUIPMNT PURCHASE/CPS PRGR	2017	76.94					76.94
				<u>0.00</u>	<u>0.00</u>	<u>0.00</u>	<u>0.00</u>	
146049	WELLNESS/FITNESS FIRE ACT GRNT	2016	3,000.00					3,000.00
146049	WELLNESS/FITNESS FIRE ACT GRNT	2017	3,000.00					3,000.00
				<u>0.00</u>	<u>0.00</u>	<u>0.00</u>	<u>0.00</u>	
146102	VOL FIRE ASSISTANCE GRANT FY14	2016	50,000.00	(50,000.00)				0.00
				<u>(50,000.00)</u>	<u>0.00</u>	<u>0.00</u>	<u>0.00</u>	
146105	MONSANTO GRANT FY14	2016	14,800.00					14,800.00
146105	MONSANTO GRANT FY14	2017	14,800.00	(14,800.00)				0.00
				<u>(14,800.00)</u>	<u>0.00</u>	<u>0.00</u>	<u>0.00</u>	

County of Maui

Fire and Public Safety

Grant Revenues & Expenditures Quarterly Report - by Index and Fiscal Year as of 3/31/2017

Index	Index Title	FY	Beginning Fund Balance	Revenue	Expenditures	Transfers In	Transfers Out	Ending Fund Balance
156055	FIRE SAFETY HSE-EMW2003FP01732	2016	(3,452.10)					(3,452.10)
156055	FIRE SAFETY HSE-EMW2003FP01732	2017	(3,452.10)		3,452.10			0.00
				<u>0.00</u>	<u>3,452.10</u>	<u>0.00</u>	<u>0.00</u>	
156103	VOL FIRE ASSISTANCE GRANT FY15	2016			18,750.00			18,750.00
156103	VOL FIRE ASSISTANCE GRANT FY15	2017	18,750.00	(18,750.00)				0.00
				<u>(18,750.00)</u>	<u>18,750.00</u>	<u>0.00</u>	<u>0.00</u>	
156106	MFD HYDRAFUSION STRUTS	2016	27,923.46					27,923.46
156106	MFD HYDRAFUSION STRUTS	2017	27,923.46	(27,923.46)				0.00
				<u>(27,923.46)</u>	<u>0.00</u>	<u>0.00</u>	<u>0.00</u>	
166057	FIRE INOPERABILITY GRT FE15141	2016	(95.66)					(95.66)
166057	FIRE INOPERABILITY GRT FE15141	2017	(95.66)					(95.66)
				<u>0.00</u>	<u>0.00</u>	<u>0.00</u>	<u>0.00</u>	
166732	OLOWALU FIRE BRK COMP WUI	2016			18,850.00			18,850.00
166732	OLOWALU FIRE BRK COMP WUI	2017	18,850.00	(20,822.50)				(1,972.50)
				<u>(20,822.50)</u>	<u>18,850.00</u>	<u>0.00</u>	<u>0.00</u>	
176112	FIREMAN'S FUND INSURANCE CO	2016	(166.97)					(166.97)
176112	FIREMAN'S FUND INSURANCE CO	2017	(166.97)					(166.97)
				<u>0.00</u>	<u>0.00</u>	<u>0.00</u>	<u>0.00</u>	
176820	MAKENA LIFEGUARD SERVICES	2017			419,757.08			419,757.08
				<u>0.00</u>	<u>419,757.08</u>	<u>0.00</u>	<u>0.00</u>	
186033	USDA RURAL 1ST RESPNDR LANAI	2016	(9,083.35)					(9,083.35)
186033	USDA RURAL 1ST RESPNDR LANAI	2017	(9,083.35)					(9,083.35)
				<u>0.00</u>	<u>0.00</u>	<u>0.00</u>	<u>0.00</u>	
186034	USDA RURAL 1ST RESPNDR MOLOKAI	2016	(3,548.03)					(3,548.03)
186034	USDA RURAL 1ST RESPNDR MOLOKAI	2017	(3,548.03)					(3,548.03)
				<u>0.00</u>	<u>0.00</u>	<u>0.00</u>	<u>0.00</u>	
196050	FIRE TRAINING GRANT (CHEVRON)	2016	(1,540.00)					(1,540.00)
196050	FIRE TRAINING GRANT (CHEVRON)	2017	(1,540.00)	(1,500.00)	3,547.97			507.97
				<u>(1,500.00)</u>	<u>3,547.97</u>	<u>0.00</u>	<u>0.00</u>	
196051	FIREFIGHTERS CHARTABLE FNDATN	2016	(550.00)					(550.00)
196051	FIREFIGHTERS CHARTABLE FNDATN	2017	(550.00)					(550.00)
				<u>0.00</u>	<u>0.00</u>	<u>0.00</u>	<u>0.00</u>	

Back to Top

County of Maui

Fire and Public Safety

Grant Revenues & Expenditures Quarterly Report - by Index and Fiscal Year as of 3/31/2017

Index	Index Title	FY	Beginning Fund Balance	Revenue	Expenditures	Transfers In	Transfers Out	Ending Fund Balance
196055	FEMA FIRE TRAINING FUNDS	2016	9,187.20	(3,081.76)	3,081.76			9,187.20
196055	FEMA FIRE TRAINING FUNDS	2017	9,187.20	(2,011.00)	4,849.00			12,025.20
				<u>(5,092.76)</u>	<u>7,930.76</u>	<u>0.00</u>	<u>0.00</u>	
	<b>Grand Total</b>			<b>(151,221.76)</b>	<b>493,885.71</b>	<b>0.00</b>	<b>0.00</b>	

County of Maui

Civil Defense

Grant Revenues & Expenditures Quarterly Report - by Index and Fiscal Year as of 3/31/2017

Index	Index Title	FY	Beginning Fund Balance	Revenue	Expenditures	Transfers In	Transfers Out	Ending Fund Balance
106056	INTROPRBL EMERGENCY COMM GRNT	2016	835.79	(7,792.46)	6,956.67	0.00	0.00	0.00
				<b>(7,792.46)</b>	<b>6,956.67</b>			
116053	FFY10 ST HOMELAND SECURITY PRG	2016	(520.55)	0.00	520.55	0.00	0.00	0.00
					<b>520.55</b>			
136052	FFY12 COM'TY OUTREACH / CCP	2016	2,119.43	(2,982.08)	862.65	0.00	0.00	0.00
				<b>(2,982.08)</b>	<b>862.65</b>			
136053	FFY12 ST HOMELAND SECURITY GRT	2016	(175.65)	0.00	175.65	0.00	0.00	0.00
					<b>175.65</b>			
146200	EMERGENCY MGT PERFORMANCE GRT	2016	45,328.04	(114,620.50)	69,292.46	0.00	0.00	0.00
				<b>(114,620.50)</b>	<b>69,292.46</b>			
146201	FFY13 ST HOMELAND SECURITY	2016	21,321.47	(214,076.31)	192,754.84	0.00	0.00	0.00
				<b>(214,076.31)</b>	<b>192,754.84</b>			
146202	FFY13 SHSG COM'TY&CITIZEN PREP	2016	3,540.80	(9,221.96)	5,681.16	0.00	0.00	0.00
				<b>(9,221.96)</b>	<b>5,681.16</b>			
156201	ST HOMELAND SECURITY	2016		(116,085.65)	245,950.09			129,864.44
156201	ST HOMELAND SECURITY	2017	129,864.44	(404,508.01)	274,643.57	0.00	0.00	0.00
				<b>(520,593.66)</b>	<b>520,593.66</b>			
156203	CITIZENS CORPS PRG	2016		(14,204.62)	24,111.64			9,907.02
156203	CITIZENS CORPS PRG	2017	9,907.02	(9,907.02)		0.00	0.00	0.00
				<b>(24,111.64)</b>	<b>24,111.64</b>			
156205	EMERGENCY MGT PERFORMANCE GRT	2016	13,500.00	(100,000.00)	86,500.00	0.00	0.00	(0.00)
				<b>(100,000.00)</b>	<b>86,500.00</b>			
166701	EMERGENCY MGT PERFORMANCE GRT	2016			100,000.00			100,000.00
166701	EMERGENCY MGT PERFORMANCE GRT	2017	100,000.00	(100,000.00)		0.00	0.00	0.00
				<b>(100,000.00)</b>	<b>100,000.00</b>			
166702	ST HOMELAND SECURITY	2016		(66,511.16)	134,814.61			68,303.45
166702	ST HOMELAND SECURITY	2017	68,303.45	(139,762.83)	148,948.09	0.00	0.00	77,488.71
				<b>(206,273.99)</b>	<b>283,762.70</b>			
176701	EMERGENCY MGT PERFORMANCE GRT	2017			22,391.54			22,391.54
				<b>0.00</b>	<b>22,391.54</b>	<b>0.00</b>	<b>0.00</b>	
<b>Grand Total</b>				<b>(1,299,672.60)</b>	<b>1,313,603.52</b>	<b>0.00</b>	<b>0.00</b>	



County of Maui

Housing and Human Concerns

Grant Revenues & Expenditures Quarterly Report - by Index and Fiscal Year as of 3/31/2017

Index	Index Title	FY	Beginning Fund Balance	Revenue	Expenditures	Transfers In	Transfers Out	Ending Fund Balance
106604	AGING/DISABLT Y RSC CTR ST/HI	2016	46,647.96		(46,647.96)			(0.00)
				0.00	(46,647.96)	0.00	0.00	
106607	HAWAII COMM LIVING 2010.11N	2016	(1,301.48)		1,301.48			0.00
				0.00	1,301.48	0.00	0.00	
106737	SENIOR CENTER ACTIVITIES 99/00	2016	(6,000.00)					(6,000.00)
106737	SENIOR CENTER ACTIVITIES 99/00	2017	(6,000.00)					(6,000.00)
				0.00	0.00	0.00	0.00	
116570	HOME- 1ST TIME HMEBYRS-PROJ IN	2016		(21,161.09)	21,161.09			0.00
				(21,161.09)	21,161.09	0.00	0.00	
116601	HOSPITAL DISCHARGE PLNG GRNT	2016	12,145.28		(12,145.28)			0.00
				0.00	(12,145.28)	0.00	0.00	
116602	AGING/DSABLTY RSRC CTR 2010N	2016	(11,474.00)		10,843.80			(630.20)
116602	AGING/DSABLTY RSRC CTR 2010N	2017	(630.20)		630.20			0.00
				0.00	11,474.00	0.00	0.00	
116608	ARRA09 HEALTHY AGING PARTNRSHP	2016	(510.55)					(510.55)
116608	ARRA09 HEALTHY AGING PARTNRSHP	2017	(510.55)		510.55			0.00
				0.00	510.55	0.00	0.00	
116613	AGING TIII DHHS FY11 MA201103	2016	27,222.65		(27,222.65)			0.00
				0.00	(27,222.65)	0.00	0.00	
116614	ELDER ABUSE RELATED SVCS FY11	2016	(3,663.89)					(3,663.89)
116614	ELDER ABUSE RELATED SVCS FY11	2017	(3,663.89)		3,663.89			0.00
				0.00	3,663.89	0.00	0.00	
116647	EOA/DOH MA.KC.FB10-11.A FY11	2016	(6,458.74)		3,120.00			(3,338.74)
116647	EOA/DOH MA.KC.FB10-11.A FY11	2017	(3,338.74)		3,338.74			0.00
				0.00	6,458.74	0.00	0.00	
116718	HOME FFY10 ADMINISTRATION	2016	30,713.64	(38,816.67)	8,103.03			0.00
				(38,816.67)	8,103.03	0.00	0.00	
116738	MSC LEISURE FY2011	2016	(39.69)		39.69			0.00
				0.00	39.69	0.00	0.00	
116752	I&A OUTREACH AGING 00/01	2016	(597.02)					(597.02)
116752	I&A OUTREACH AGING 00/01	2017	(597.02)		597.02			0.00
				0.00	597.02	0.00	0.00	

County of Maui

Housing and Human Concerns

Grant Revenues & Expenditures Quarterly Report - by Index and Fiscal Year as of 3/31/2017

Index	Index Title	FY	Beginning Fund Balance	Revenue	Expenditures	Transfers In	Transfers Out	Ending Fund Balance
126601	HOSPITAL DISCHARGE PLNG GRNT	2016	9,980.80		(9,980.80)			0.00
				<u>0.00</u>	<u>(9,980.80)</u>	<u>0.00</u>	<u>0.00</u>	
126602	AGING/DSABLTY RSRC CTR 2010N	2016	(4,472.07)		4,472.07			0.00
				<u>0.00</u>	<u>4,472.07</u>	<u>0.00</u>	<u>0.00</u>	
126605	RSVP 2002 DVSA 61523 P74-4101	2016	1,730.00					1,730.00
126605	RSVP 2002 DVSA 61523 P74-4101	2017	1,730.00		(1,730.00)			0.00
				<u>0.00</u>	<u>(1,730.00)</u>	<u>0.00</u>	<u>0.00</u>	
126609	ARRA09 HEALTHY AGING PARTNRSH	2016	(2,259.82)					(2,259.82)
126609	ARRA09 HEALTHY AGING PARTNRSH	2017	(2,259.82)		2,259.82			0.00
				<u>0.00</u>	<u>2,259.82</u>	<u>0.00</u>	<u>0.00</u>	
126613	AGING TIII DHHS FY12	2016	(550.38)		64.03			(486.35)
126613	AGING TIII DHHS FY12	2017	(486.35)		486.35			0.00
				<u>0.00</u>	<u>550.38</u>	<u>0.00</u>	<u>0.00</u>	
126647	AGING EOA/DOH KUPUNA CARE FY12	2016	92,424.49					92,424.49
126647	AGING EOA/DOH KUPUNA CARE FY12	2017	92,424.49	(92,424.49)				0.00
				<u>(92,424.49)</u>	<u>0.00</u>	<u>0.00</u>	<u>0.00</u>	
126735	HOME FFY11 ADMINISTRATION	2016	19,165.43	(19,983.90)	818.47			0.00
				<u>(19,983.90)</u>	<u>818.47</u>	<u>0.00</u>	<u>0.00</u>	
126738	MSC LEISURE FY2012	2016	(50,508.95)		19,886.24			(30,622.71)
126738	MSC LEISURE FY2012	2017	(30,622.71)		6,806.43			(23,816.28)
				<u>0.00</u>	<u>26,692.67</u>	<u>0.00</u>	<u>0.00</u>	
136402	HEALTHY AGING PARTNERSHIP	2016	35,074.14	(36,315.00)	1,240.86			0.00
				<u>(36,315.00)</u>	<u>1,240.86</u>	<u>0.00</u>	<u>0.00</u>	
136613	AGING TITLE III PROGRAMS	2016	(1,806.55)		1,147.87			(658.68)
136613	AGING TITLE III PROGRAMS	2017	(658.68)		658.68			0.00
				<u>0.00</u>	<u>1,806.55</u>	<u>0.00</u>	<u>0.00</u>	
136615	ELDER ABUSE PREVENTION SFY13	2016	64.03		(64.03)			0.00
				<u>0.00</u>	<u>(64.03)</u>	<u>0.00</u>	<u>0.00</u>	
136616	ELDER ABUSE PREVENTION SFY12	2016	11,777.65		(11,777.65)			0.00
				<u>0.00</u>	<u>(11,777.65)</u>	<u>0.00</u>	<u>0.00</u>	
136647	KUPUNA CARE PROGRAM	2016	(29,556.75)		18,356.90		10,996.66	(203.19)
136647	KUPUNA CARE PROGRAM	2017	(203.19)		203.19			0.00

County of Maui

Housing and Human Concerns

Grant Revenues & Expenditures Quarterly Report - by Index and Fiscal Year as of 3/31/2017

Index	Index Title	FY	Beginning Fund Balance	Revenue	Expenditures	Transfers In	Transfers Out	Ending Fund Balance
				<u>0.00</u>	<u>18,560.09</u>	<u>0.00</u>	<u>10,996.66</u>	
136649	AGING & DISABILITY RESOURCE	2016	(2,153.20)		2,153.20			0.00
				<u>0.00</u>	<u>2,153.20</u>	<u>0.00</u>	<u>0.00</u>	
136712	CONGREGATE MEALS TITLE III	2016	18,868.71		(18,868.71)			0.00
				<u>0.00</u>	<u>(18,868.71)</u>	<u>0.00</u>	<u>0.00</u>	
136732	CONGREGATE MLS PVT DONATION	2016	(2.98)		2.98			0.00
				<u>0.00</u>	<u>2.98</u>	<u>0.00</u>	<u>0.00</u>	
136738	LEISURE ACTIVITIES FY13	2016	(3,531.68)					(3,531.68)
136738	LEISURE ACTIVITIES FY13	2017	(3,531.68)		3,531.68			0.00
				<u>0.00</u>	<u>3,531.68</u>	<u>0.00</u>	<u>0.00</u>	
136805	CHILDCARE DEVELOPMENT	2016	48,273.00					48,273.00
136805	CHILDCARE DEVELOPMENT	2017	48,273.00					48,273.00
				<u>0.00</u>	<u>0.00</u>	<u>0.00</u>	<u>0.00</u>	
146401	KUPUNA CARE PROGRAM SF14	2016	38,664.18	(39,752.00)	(18,179.33)		19,267.15	0.00
				<u>(39,752.00)</u>	<u>(18,179.33)</u>	<u>0.00</u>	<u>19,267.15</u>	
146402	ELDER ABUSE PREVENTION SF14	2016	(.93)		.93			0.00
				<u>0.00</u>	<u>0.93</u>	<u>0.00</u>	<u>0.00</u>	
146405	LEISURE ACTIVITIES FY14	2016	(51,203.09)					(51,203.09)
146405	LEISURE ACTIVITIES FY14	2017	(51,203.09)					(51,203.09)
				<u>0.00</u>	<u>0.00</u>	<u>0.00</u>	<u>0.00</u>	
146420	CONGREGATE MEALS NSIP FY14	2016	(547.00)		1,010.00	(463.00)		0.00
				<u>0.00</u>	<u>1,010.00</u>	<u>(463.00)</u>	<u>0.00</u>	
146424	HOME DELIVERED MEALS NSIP FY14	2016	(4.26)		4.26			0.00
				<u>0.00</u>	<u>4.26</u>	<u>0.00</u>	<u>0.00</u>	
146427	AGING TITLE III PROGRAMS	2016	416,709.56	(488,404.89)	(11,468.15)		83,163.48	(0.00)
				<u>(488,404.89)</u>	<u>(11,468.15)</u>	<u>0.00</u>	<u>83,163.48</u>	
146428	CARE TRANSITIONS PROGRAM	2016	(587.00)	(6,480.00)	1,229.00			(5,838.00)
146428	CARE TRANSITIONS PROGRAM	2017	(5,838.00)		5,838.00			0.00
				<u>(6,480.00)</u>	<u>7,067.00</u>	<u>0.00</u>	<u>0.00</u>	
146429	AGING & DISABILITY RESOURCE	2016	169,062.62	(222,474.00)	53,411.38			(0.00)
				<u>(222,474.00)</u>	<u>53,411.38</u>	<u>0.00</u>	<u>0.00</u>	
146430	AGING TITLE III VOLUNTARY	2016		(10,357.25)	10,357.25			0.00

County of Maui

Housing and Human Concerns

Grant Revenues & Expenditures Quarterly Report - by Index and Fiscal Year as of 3/31/2017

Index	Index Title	FY	Beginning Fund Balance	Revenue	Expenditures	Transfers In	Transfers Out	Ending Fund Balance
				(10,357.25)	10,357.25	0.00	0.00	
146440	HEALTHY AGING PARTNERSHIP	2016	73,633.00	(73,633.00)				0.00
				(73,633.00)	0.00	0.00	0.00	
146442	NSIP NUTRITION SVCS INCENTIVE	2016		(463.00)			463.00	0.00
				(463.00)	0.00	0.00	463.00	
156401	KUPUNA CARE PROGRAM	2016	797,732.94	(936,434.00)	112,540.68		26,159.67	(0.71)
156401	KUPUNA CARE PROGRAM	2017	(.71)		.71			0.00
				(936,434.00)	112,541.39	0.00	26,159.67	
156402	ELDER ABUSE PREVENTION SY15	2016	3,817.20	(4,611.00)	9,870.44			9,076.64
156402	ELDER ABUSE PREVENTION SY15	2017	9,076.64	(21,880.11)	12,804.36			0.89
				(26,491.11)	22,674.80	0.00	0.00	
156405	LEISURE ACTIVITIES FY15	2016	(81,116.72)		13,696.15			(67,420.57)
156405	LEISURE ACTIVITIES FY15	2017	(67,420.57)		2,303.66			(65,116.91)
				0.00	15,999.81	0.00	0.00	
156409	CONGREGATE MEALS TITTLE III	2016	39,360.69			(39,360.69)		0.00
				0.00	0.00	(39,360.69)	0.00	
156410	ASSISTED TRANSPORT-KUPUNA	2016	24,482.87			(24,482.87)		0.00
				0.00	0.00	(24,482.87)	0.00	
156411	BANFIELD CHARITABLE TRUST	2016	(687.36)		687.36			0.00
				0.00	687.36	0.00	0.00	
156420	CONGREGATE MEALS NSIP FY15	2016	30,524.50		43,640.50	(74,165.00)		0.00
				0.00	43,640.50	(74,165.00)	0.00	
156421	HOME DELIVERED MEALS KUPUNA	2016	27,857.00		(26,180.20)	(1,676.80)		0.00
				0.00	(26,180.20)	(1,676.80)	0.00	
156424	HOME DELIVERED MEALS NSIP FY15	2016	18,017.25		41,982.75	(60,000.00)		0.00
				0.00	41,982.75	(60,000.00)	0.00	
156426	HOME DELIVERED MLS TITTLE III	2016	28,219.82		26,180.20	(54,400.02)		0.00
				0.00	26,180.20	(54,400.02)	0.00	
156427	AGING TITTLE III PRGS	2016	530,887.81	(718,308.53)	97,537.90		95,429.71	5,546.89
156427	AGING TITTLE III PRGS	2017	5,546.89	(14,287.22)	9,241.61		516.00	1,017.28
				(732,595.75)	106,779.51	0.00	95,945.71	
156429	AGING & DISABILITY RESOURCE	2016	139,460.74	(425,955.00)	617,879.55		(71,641.75)	259,743.54

County of Maui

Housing and Human Concerns

Grant Revenues & Expenditures Quarterly Report - by Index and Fiscal Year as of 3/31/2017

Index	Index Title	FY	Beginning Fund Balance	Revenue	Expenditures	Transfers In	Transfers Out	Ending Fund Balance
156429	AGING & DISABILITY RESOURCE	2017	259,743.54	(474,636.02)	257,926.17			43,033.69
				<b>(900,591.02)</b>	<b>875,805.72</b>	<b>0.00</b>	<b>(71,641.75)</b>	
156440	HEALTHY AGING PARTNERSHIP	2016	5,692.01	(5,949.44)	19,661.15			19,403.72
156440	HEALTHY AGING PARTNERSHIP	2017	19,403.72	(107,322.79)	119,497.64			31,578.57
				<b>(113,272.23)</b>	<b>139,158.79</b>	<b>0.00</b>	<b>0.00</b>	
156441	RSVP RETIRED & SR VOL PRG	2016	13,983.61	(68,850.00)	54,866.39			0.00
				<b>(68,850.00)</b>	<b>54,866.39</b>	<b>0.00</b>	<b>0.00</b>	
156442	NSIP NUTRITION SVCS INCENTIVE	2016		(134,165.00)			134,165.00	0.00
				<b>(134,165.00)</b>	<b>0.00</b>	<b>0.00</b>	<b>134,165.00</b>	
156443	HEALTHY AGING VOL CONTRIB	2016	(32,970.35)	(43,158.81)	68,142.78			(7,986.38)
156443	HEALTHY AGING VOL CONTRIB	2017	(7,986.38)	(27,210.00)	6,796.42			(28,399.96)
				<b>(70,368.81)</b>	<b>74,939.20</b>	<b>0.00</b>	<b>0.00</b>	
156445	A&B KOKUA GIVING CONTRIB	2016	(20,000.00)		20,000.00			0.00
				<b>0.00</b>	<b>20,000.00</b>	<b>0.00</b>	<b>0.00</b>	
156447	HOME FFY14 KULAMALU REPRG	2016			(21,161.09)			(21,161.09)
156447	HOME FFY14 KULAMALU REPRG	2017	(21,161.09)		21,161.09			0.00
				<b>0.00</b>	<b>0.00</b>	<b>0.00</b>	<b>0.00</b>	
156449	HOME FFY14 ADMINISTRATION	2016	829.80	(34,661.70)	44,530.64			10,698.74
156449	HOME FFY14 ADMINISTRATION	2017	10,698.74	(30,192.35)	35,463.30			15,969.69
				<b>(64,854.05)</b>	<b>79,993.94</b>	<b>0.00</b>	<b>0.00</b>	
156450	HOME FFY14 KULAMALU AH PRJ	2016		(140,111.60)	318,802.62			178,691.02
156450	HOME FFY14 KULAMALU AH PRJ	2017	178,691.02	(1,288,328.83)	1,322,369.59			212,731.78
				<b>(1,428,440.43)</b>	<b>1,641,172.21</b>	<b>0.00</b>	<b>0.00</b>	
157480	SEC 8 HOUSING VOUCHER FY15	2016	(163,686.84)	(129,483.00)	(7,629.00)		300,798.84	0.00
				<b>(129,483.00)</b>	<b>(7,629.00)</b>	<b>0.00</b>	<b>300,798.84</b>	
157481	SEC 8 HOUSING ADMIN FY15	2016	(110,487.12)	(37,701.50)	834.81		147,353.81	0.00
				<b>(37,701.50)</b>	<b>834.81</b>	<b>0.00</b>	<b>147,353.81</b>	
166714	HOME FFY04 ADMINISTRATION	2016	151.25	(7,447.07)	7,295.82			0.00
				<b>(7,447.07)</b>	<b>7,295.82</b>	<b>0.00</b>	<b>0.00</b>	
166738	MSC LEISURE ACTIVITY FY06	2016	(114.79)		114.79			0.00
				<b>0.00</b>	<b>114.79</b>	<b>0.00</b>	<b>0.00</b>	
166741	KUPUNA CARE PROGRAM	2016		(235,326.00)	577,758.16		177,408.70	519,840.86

County of Maui

Housing and Human Concerns

Grant Revenues & Expenditures Quarterly Report - by Index and Fiscal Year as of 3/31/2017

Index	Index Title	FY	Beginning Fund Balance	Revenue	Expenditures	Transfers In	Transfers Out	Ending Fund Balance
166741	KUPUNA CARE PROGRAM	2017	519,840.86	(633,075.85)	118,553.53		22,218.93	27,537.47
				<b>(868,401.85)</b>	<b>696,311.69</b>	<b>0.00</b>	<b>199,627.63</b>	
166757	A&B KOKUA GIVING CONTRIB	2016		(20,000.00)	10,389.07			(9,610.93)
166757	A&B KOKUA GIVING CONTRIB	2017	(9,610.93)		9,610.93			0.00
				<b>(20,000.00)</b>	<b>20,000.00</b>	<b>0.00</b>	<b>0.00</b>	
166758	ASSISTED TRANSPORT PVT	2016		(12,773.86)	12,773.86			0.00
				<b>(12,773.86)</b>	<b>12,773.86</b>	<b>0.00</b>	<b>0.00</b>	
166759	CONGREGATE MEALS NSIP FY16	2016			17,782.20	(17,782.00)		0.20
166759	CONGREGATE MEALS NSIP FY16	2017	.20		42,821.80	(42,822.00)		0.00
				<b>0.00</b>	<b>60,604.00</b>	<b>(60,604.00)</b>	<b>0.00</b>	
166760	CONGREGATE MLS PVT DONATION	2016		(104,068.22)	104,068.22			0.00
				<b>(104,068.22)</b>	<b>104,068.22</b>	<b>0.00</b>	<b>0.00</b>	
166761	HOME DELIVERED MEALS NSIP FY16	2016			15,078.00	(15,078.00)		0.00
166761	HOME DELIVERED MEALS NSIP FY16	2017			45,525.00	(45,525.00)		0.00
				<b>0.00</b>	<b>60,603.00</b>	<b>(60,603.00)</b>	<b>0.00</b>	
166762	HOME DEL MEALS PVT DONATION	2016		(77,532.17)	77,532.17			0.00
				<b>(77,532.17)</b>	<b>77,532.17</b>	<b>0.00</b>	<b>0.00</b>	
166763	LEISURE ACTIVITIES FY16	2016		(110,808.61)	19,386.97			(91,421.64)
166763	LEISURE ACTIVITIES FY16	2017	(91,421.64)		5,705.07			(85,716.57)
				<b>(110,808.61)</b>	<b>25,092.04</b>	<b>0.00</b>	<b>0.00</b>	
166764	ASSIST TRANSPORT-KUPUNA	2016			79,036.76	(79,036.76)		0.00
				<b>0.00</b>	<b>79,036.76</b>	<b>(79,036.76)</b>	<b>0.00</b>	
166765	CONGREGATE MEALS TITTLE III	2016			131,367.88	(131,367.88)		(0.00)
				<b>0.00</b>	<b>131,367.88</b>	<b>(131,367.88)</b>	<b>0.00</b>	
166766	HOME DELIVERED MEALS KUPUNA	2016			56,994.00	(56,994.00)		0.00
				<b>0.00</b>	<b>56,994.00</b>	<b>(56,994.00)</b>	<b>0.00</b>	
166767	HOME DELIVERED MLS TITTLE III	2016			130,925.08	(130,925.08)		(0.00)
				<b>0.00</b>	<b>130,925.08</b>	<b>(130,925.08)</b>	<b>0.00</b>	
166768	MATSON FOUNDATION CONTRIB	2016		(2,000.00)				(2,000.00)
166768	MATSON FOUNDATION CONTRIB	2017	(2,000.00)					(2,000.00)
				<b>(2,000.00)</b>	<b>0.00</b>	<b>0.00</b>	<b>0.00</b>	
166769	AGING TITTLE III PRGS	2016		(201,014.00)	260,265.14		177,460.48	236,711.62

County of Maui

Housing and Human Concerns

Grant Revenues & Expenditures Quarterly Report - by Index and Fiscal Year as of 3/31/2017

Index	Index Title	FY	Beginning Fund Balance	Revenue	Expenditures	Transfers In	Transfers Out	Ending Fund Balance
166769	AGING TITLE III PRGS	2017	236,711.62	(471,796.20)	213,152.54		73,800.43	51,868.39
				<b>(672,810.20)</b>	<b>473,417.68</b>	<b>0.00</b>	<b>251,260.91</b>	
166770	KUPUNA CARE VOL CONTRIB	2016		(220.00)				(220.00)
166770	KUPUNA CARE VOL CONTRIB	2017	(220.00)					(220.00)
				<b>(220.00)</b>	<b>0.00</b>	<b>0.00</b>	<b>0.00</b>	
166771	RSVP RETIRED & SR VOL PRG	2016			11,854.91			11,854.91
166771	RSVP RETIRED & SR VOL PRG	2017	11,854.91	(41,222.00)	54,311.03			24,943.94
				<b>(41,222.00)</b>	<b>66,165.94</b>	<b>0.00</b>	<b>0.00</b>	
166772	NUTRITION SVCS INCENTIVE	2016					32,860.00	32,860.00
166772	NUTRITION SVCS INCENTIVE	2017	32,860.00	(121,499.00)			88,347.00	(292.00)
				<b>(121,499.00)</b>	<b>0.00</b>	<b>0.00</b>	<b>121,207.00</b>	
166773	ELDER ABUSE PREVENTION SY16	2017		(6,822.60)	7,322.60			500.00
				<b>(6,822.60)</b>	<b>7,322.60</b>	<b>0.00</b>	<b>0.00</b>	
166774	STRATEGIC PREVENTION FRAMEWRK	2017		(19,156.92)	16,670.99			(2,485.93)
				<b>(19,156.92)</b>	<b>16,670.99</b>	<b>0.00</b>	<b>0.00</b>	
167480	SEC 8 HOUSING VOUCHER FY16	2016		(16,354,200.09)	15,909,362.52		34,908.04	(409,929.53)
167480	SEC 8 HOUSING VOUCHER FY16	2017	(409,929.53)		(689.00)			(410,618.53)
				<b>(16,354,200.09)</b>	<b>15,908,673.52</b>	<b>0.00</b>	<b>34,908.04</b>	
167481	SEC 8 HOUSING ADMIN FY16	2016		(1,350,847.88)	1,279,918.10	(75,000.00)		(145,929.78)
167481	SEC 8 HOUSING ADMIN FY16	2017	(145,929.78)		157.34			(145,772.44)
				<b>(1,350,847.88)</b>	<b>1,280,075.44</b>	<b>(75,000.00)</b>	<b>0.00</b>	
167482	FSS COORDINATOR GRANT	2016		(44,621.00)	28,957.00			(15,664.00)
167482	FSS COORDINATOR GRANT	2017	(15,664.00)		15,664.00			0.00
				<b>(44,621.00)</b>	<b>44,621.00</b>	<b>0.00</b>	<b>0.00</b>	
176600	AGING TIII-A EDUC/TRNG 97	2016		.10				0.10
176600	AGING TIII-A EDUC/TRNG 97	2017	.10					0.10
				<b>0.10</b>	<b>0.00</b>	<b>0.00</b>	<b>0.00</b>	
176738	MSC LEISURE ACTIVITY FY07	2016	(7,908.89)		5,351.57			(2,557.32)
176738	MSC LEISURE ACTIVITY FY07	2017	(2,557.32)		2,557.32			0.00
				<b>0.00</b>	<b>7,908.89</b>	<b>0.00</b>	<b>0.00</b>	
176741	KUPUNA CARE PROGRAM	2017		(192,237.42)	203,941.67		73,048.36	84,752.61
				<b>(192,237.42)</b>	<b>203,941.67</b>	<b>0.00</b>	<b>73,048.36</b>	

County of Maui

Housing and Human Concerns

Grant Revenues & Expenditures Quarterly Report - by Index and Fiscal Year as of 3/31/2017

Index	Index Title	FY	Beginning Fund Balance	Revenue	Expenditures	Transfers In	Transfers Out	Ending Fund Balance
176757	ELDERLY LUNCH-A&B KOKUA	2017		(20,000.00)	9,512.73			(10,487.27)
				<b>(20,000.00)</b>	<b>9,512.73</b>	<b>0.00</b>	<b>0.00</b>	
176758	ASSTD TRANSPORT PVT CONTRIB	2017		(12,400.54)	11,104.23			(1,296.31)
				<b>(12,400.54)</b>	<b>11,104.23</b>	<b>0.00</b>	<b>0.00</b>	
176760	CONGREGATE MLS PVT DONATION	2017		(69,800.12)	61,000.62			(8,799.50)
				<b>(69,800.12)</b>	<b>61,000.62</b>	<b>0.00</b>	<b>0.00</b>	
176762	HOME DEL MEALS PVT DONATION	2017		(71,719.02)	65,667.52			(6,051.50)
				<b>(71,719.02)</b>	<b>65,667.52</b>	<b>0.00</b>	<b>0.00</b>	
176763	LEISURE ACTIVITIES FY17	2017		(90,602.88)	13,416.85			(77,186.03)
				<b>(90,602.88)</b>	<b>13,416.85</b>	<b>0.00</b>	<b>0.00</b>	
176764	ASSIST TRANSPORT-KUPUNA	2017		0.00	90,244.19	(79,411.73)		10,832.46
				<b>0.00</b>	<b>90,244.19</b>	<b>(79,411.73)</b>	<b>0.00</b>	
176765	CONGREGATE MEALS TITTLE III	2017		0.00	99,809.10	(80,290.15)		19,518.95
				<b>0.00</b>	<b>99,809.10</b>	<b>(80,290.15)</b>	<b>0.00</b>	
176766	HOME DELIVERED MEALS KUPUNA	2017		0.00	92,334.00	(92,334.00)		0.00
				<b>0.00</b>	<b>92,334.00</b>	<b>(92,334.00)</b>	<b>0.00</b>	
176767	HOME DELIVERED MLS TITLE III	2017		0.00	89,934.74	(29,195.70)		60,739.04
				<b>0.00</b>	<b>89,934.74</b>	<b>(29,195.70)</b>	<b>0.00</b>	
176769	AGING TITLE III PRGS	2017		(101,964.41)	143,588.25		58,774.36	100,398.20
				<b>(101,964.41)</b>	<b>143,588.25</b>	<b>0.00</b>	<b>58,774.36</b>	
177480	SEC 8 HOUSING VOUCHER FY17	2017		(13,573,998.26)	15,037,659.77		23,827.30	1,487,488.81
				<b>(13,573,998.26)</b>	<b>15,037,659.77</b>	<b>0.00</b>	<b>23,827.30</b>	
177481	SEC 8 HOUSING ADMIN FY17	2017		(1,207,789.02)	1,038,744.33			(169,044.69)
				<b>(1,207,789.02)</b>	<b>1,038,744.33</b>	<b>0.00</b>	<b>0.00</b>	
177712	SEC.8 FAMILY SELF-SUFFICIENT	2016	(67,175.18)	(689.94)	18,546.80	(34,908.04)		(84,226.36)
177712	SEC.8 FAMILY SELF-SUFFICIENT	2017	(84,226.36)	(715.97)		(23,827.30)		(108,769.63)
				<b>(1,405.91)</b>	<b>18,546.80</b>	<b>(58,735.34)</b>	<b>0.00</b>	
186612	AGING TIII-B DHHS 97/98	2016		1.26				1.26
186612	AGING TIII-B DHHS 97/98	2017	1.26					1.26
				<b>1.26</b>	<b>0.00</b>	<b>0.00</b>	<b>0.00</b>	
186751	ASSISTED TRANSPORTN SH POS08	2016	(42,166.53)		8,395.19			(33,771.34)
186751	ASSISTED TRANSPORTN SH POS08	2017	(33,771.34)					(33,771.34)



County of Maui

Housing and Human Concerns

Grant Revenues & Expenditures Quarterly Report - by Index and Fiscal Year as of 3/31/2017

Index	Index Title	FY	Beginning Fund Balance	Revenue	Expenditures	Transfers In	Transfers Out	Ending Fund Balance
				<u>0.00</u>	<u>8,395.19</u>	<u>0.00</u>	<u>0.00</u>	
196718	HOME FFY08 ADMINISTRATION	2016	(26,430.35)	27,119.23	(688.88)			0.00
				<u>27,119.23</u>	<u>(688.88)</u>	<u>0.00</u>	<u>0.00</u>	
197741	SEC8 HSG ASST PYMTS(HAP)-NRA	2016	(53,176.31)	(629.83)		(300,798.84)		(354,604.98)
197741	SEC8 HSG ASST PYMTS(HAP)-NRA	2017	(354,604.98)	(2,015.39)				(356,620.37)
				<u>(2,645.22)</u>	<u>0.00</u>	<u>(300,798.84)</u>	<u>0.00</u>	
197751	SEC8 HSG ASST PYMTS(ADM)-NRA	2016	(1,018,324.01)	15,093.99		(147,353.81)	75,000.00	(1,075,583.83)
197751	SEC8 HSG ASST PYMTS(ADM)-NRA	2017	(1,075,583.83)	(8,142.68)				(1,083,726.51)
				<u>6,951.31</u>	<u>0.00</u>	<u>(147,353.81)</u>	<u>75,000.00</u>	
<b>Grand Total</b>				<b>(40,818,434.56)</b>	<b>39,503,399.18</b>	<b>(1,637,198.67)</b>	<b>1,584,325.17</b>	

County of Maui

Parks and Recreation

Grant Revenues & Expenditures Quarterly Report - by Index and Fiscal Year as of 3/31/2017

Index	Index Title	FY	Beginning Fund Balance	Revenue	Expenditures	Transfers In	Transfers Out	Ending Fund Balance
156503	MAKENA LIFEGUARD SERVICES	2016	(149,564.88)		149,478.08			(86.80)
156503	MAKENA LIFEGUARD SERVICES	2017	(86.80)					(86.80)
				<b>0.00</b>	<b>149,478.08</b>	<b>0.00</b>	<b>0.00</b>	
166795	PLAY & LEARN SESSIONS (PALS)	2016		(73,995.78)	73,995.78			0.00
				<b>(73,995.78)</b>	<b>73,995.78</b>	<b>0.00</b>	<b>0.00</b>	
166820	MAKENA LIFEGUARD SERVICES	2016		(606,469.00)	317,958.25			(288,510.75)
166820	MAKENA LIFEGUARD SERVICES	2017	(288,510.75)					(288,510.75)
				<b>(606,469.00)</b>	<b>317,958.25</b>	<b>0.00</b>	<b>0.00</b>	
176795	PLAY & LEARN SESSIONS (PALS)	2017		(75,215.85)	75,215.85			0.00
				<b>(75,215.85)</b>	<b>75,215.85</b>	<b>0.00</b>	<b>0.00</b>	
<b>Grand Total</b>				<b>(755,680.63)</b>	<b>616,647.96</b>	<b>0.00</b>	<b>0.00</b>	

County of Maui

Public Works

Grant Revenues & Expenditures Quarterly Report - by Index and Fiscal Year as of 3/31/2017

Index	Index Title	FY	Beginning Fund Balance	Revenue	Expenditures	Transfers In	Transfers Out	Ending Fund Balance
106571	BRIDGE INSPCTN/APPR BRNBIS#44	2016	2,749.87		(2,749.87)			0.00
				<b>0.00</b>	<b>(2,749.87)</b>	<b>0.00</b>	<b>0.00</b>	
116502	FHWA PROJS STATE REVIEWS	2016	63,153.64	(103,103.69)	66,865.04			26,914.99
116502	FHWA PROJS STATE REVIEWS	2017	26,914.99	31,685.31	45,337.99			103,938.29
				<b>(71,418.38)</b>	<b>112,203.03</b>	<b>0.00</b>	<b>0.00</b>	
136661	BRIDGE INSPECTN NBIS(057)	2016	24,016.00	(36,976.00)	12,960.00			0.00
				<b>(36,976.00)</b>	<b>12,960.00</b>	<b>0.00</b>	<b>0.00</b>	
146660	FHWA VARIOUS PROJECTS COUNTY	2016	30,591.74	(97,639.34)	64,938.47			(2,109.13)
146660	FHWA VARIOUS PROJECTS COUNTY	2017	(2,109.13)	(114,779.76)				(116,888.89)
				<b>(212,419.10)</b>	<b>64,938.47</b>	<b>0.00</b>	<b>0.00</b>	
166892	Complete Streets Training	2016		(10,000.00)	10,000.00			0.00
				<b>(10,000.00)</b>	<b>10,000.00</b>	<b>0.00</b>	<b>0.00</b>	
<b>Grand Total</b>				<b>(330,813.48)</b>	<b>197,351.63</b>	<b>0.00</b>	<b>0.00</b>	

County of Maui


Transportation		Grant Revenues & Expenditures Quarterly Report - by Index and Fiscal Year as of 3/31/2017						
Index	Index Title	FY	Beginning Fund Balance	Revenue	Expenditures	Transfers In	Transfers Out	Ending Fund Balance
116278	FTA 5309 FFY 2010 BUS & FCILTS	2016	14,149.73		(14,149.73)			0.00
				0.00	(14,149.73)	0.00	0.00	
126280	FTA RURAL TRNST ASSTNCE FFY12	2016	1,301.73		2,163.56			3,465.29
126280	FTA RURAL TRNST ASSTNCE FFY12	2017	3,465.29		482.80			3,948.09
				0.00	2,646.36	0.00	0.00	
136278	FTA5309 BUS & BUS FAC SGR	2016	1,780,000.00	(1,440,000.00)				340,000.00
136278	FTA5309 BUS & BUS FAC SGR	2017	340,000.00	(340,000.00)				0.00
				(1,780,000.00)	0.00	0.00	0.00	
136279	FTA#5309 FORMULA FUNDS PRG	2016	48,105.32	(40,265.00)	116,208.00			124,048.32
136279	FTA#5309 FORMULA FUNDS PRG	2017	124,048.32	(124,049.00)				(0.68)
				(164,314.00)	116,208.00	0.00	0.00	
146800	FTA SEC5311 NON-URBANIZED AREA	2016	(595,843.00)		500,125.00			(95,718.00)
146800	FTA SEC5311 NON-URBANIZED AREA	2017	(95,718.00)		95,718.00			0.00
				0.00	595,843.00	0.00	0.00	
146802	FTA RURAL TRNST ASST - RTAP	2016	2,837.62	(198.00)	3,074.38			5,714.00
146802	FTA RURAL TRNST ASST - RTAP	2017	5,714.00	(5,714.00)				0.00
				(5,912.00)	3,074.38	0.00	0.00	
146804	FTA PLANNING PROGRAM 5305 (e)	2016	94,942.59	(82,889.00)	36,388.48			48,442.07
146804	FTA PLANNING PROGRAM 5305 (e)	2017	48,442.07	(40,728.00)				7,714.07
				(123,617.00)	36,388.48	0.00	0.00	
166280	RURAL TRANSIT ASSTNC PRG06	2016	(263.00)		263.00			0.00
				0.00	263.00	0.00	0.00	
166905	FTA SEC5311 FFY2013 GRANT	2016			500,000.00			500,000.00
166905	FTA SEC5311 FFY2013 GRANT	2017	500,000.00	(500,000.00)				0.00
				(500,000.00)	500,000.00	0.00	0.00	
166906	FTA SEC5305 METROPOLITAN TRANS	2017		(50,000.00)	38,239.51			(11,760.49)
				(50,000.00)	38,239.51	0.00	0.00	
<b>Grand Total</b>				<b>(2,623,843.00)</b>	<b>1,278,513.00</b>	<b>0.00</b>	<b>0.00</b>	

County of Maui

Environmental Management

Grant Revenues & Expenditures Quarterly Report - by Index and Fiscal Year as of 3/31/2017


Index	Index Title	FY	Beginning Fund Balance	Revenue	Expenditures	Transfers In	Transfers Out	Ending Fund Balance
136038	W MAUI RECYCLED WTR SYSTEM EXP	2016	(548,353.99)					(548,353.99)
136038	W MAUI RECYCLED WTR SYSTEM EXP	2017	(548,353.99)					(548,353.99)
				<u>0.00</u>	<u>0.00</u>	<u>0.00</u>	<u>0.00</u>	
146903	ELECTRONIC DEVICE RECYCLING	2016	23,809.57					23,809.57
146903	ELECTRONIC DEVICE RECYCLING	2017	23,809.57	(23,809.00)	(.57)			0.00
				<u>(23,809.00)</u>	<u>(0.57)</u>	<u>0.00</u>	<u>0.00</u>	
146906	HYATT/W MAUI RECYCLED WATER	2016	(475,476.00)					(475,476.00)
146906	HYATT/W MAUI RECYCLED WATER	2017	(475,476.00)					(475,476.00)
				<u>0.00</u>	<u>0.00</u>	<u>0.00</u>	<u>0.00</u>	
146907	STARWOOD/W MAUI RECYCLED WATER	2016	(931,920.00)	(465,960.00)				(1,397,880.00)
146907	STARWOOD/W MAUI RECYCLED WATER	2017	(1,397,880.00)					(1,397,880.00)
				<u>(465,960.00)</u>	<u>0.00</u>	<u>0.00</u>	<u>0.00</u>	
156900	USED MOTOR OIL COLLECTION FY15	2016	14,400.99	(22,450.12)	8,125.00			75.87
156900	USED MOTOR OIL COLLECTION FY15	2017	75.87	(9,236.28)	9,160.41			0.00
				<u>(31,686.40)</u>	<u>17,285.41</u>	<u>0.00</u>	<u>0.00</u>	
156903	ELECTRONIC DEVICE RECYCLING	2016	100,000.00					100,000.00
156903	ELECTRONIC DEVICE RECYCLING	2017	100,000.00	(100,000.40)	.40			0.00
				<u>(100,000.40)</u>	<u>0.40</u>	<u>0.00</u>	<u>0.00</u>	
156907	GLASS RECOVERY PROGRAM	2016	(37,020.00)					(37,020.00)
156907	GLASS RECOVERY PROGRAM	2017	(37,020.00)	(4,877.59)	41,897.59			0.00
				<u>(4,877.59)</u>	<u>41,897.59</u>	<u>0.00</u>	<u>0.00</u>	
166709	ADVANCE GLASS DISPOSAL FEE	2016			55,333.32			55,333.32
166709	ADVANCE GLASS DISPOSAL FEE	2017	55,333.32	(83,000.00)	27,666.68			0.00
				<u>(83,000.00)</u>	<u>83,000.00</u>	<u>0.00</u>	<u>0.00</u>	
166710	ELECTRONIC DEVICE RECYCLING	2016			50,000.00			50,000.00
166710	ELECTRONIC DEVICE RECYCLING	2017	50,000.00	(49,417.55)	(582.45)			0.00
				<u>(49,417.55)</u>	<u>49,417.55</u>	<u>0.00</u>	<u>0.00</u>	
176907	GLASS RECOVERY PROGRAM	2017			67,769.51			67,769.51
				<u>0.00</u>	<u>67,769.51</u>	<u>0.00</u>	<u>0.00</u>	
<b>Grand Total</b>				<b>(758,750.94)</b>	<b>259,369.89</b>	<b>0.00</b>	<b>0.00</b>	



---

## III. Expenditures

---





**County of Maui**  
**Statement of Appropriations and Expenditures**  
**Operations by Activity**  
**Fiscal Year Ending 6/30/17 - as of 3/31/2017**

Activity	Prior Year	Amended	Year	Current	Balance	% of
* Program ** Fund *** Department	Encumbrance	Annual	to Date	Encumbrance	Available	Budget
	6/30/2016	Estimate	Expended	03/31/2017		Available
<b>County Council</b>						
01000 Council services	215,477	5,620,409	3,213,392	305,265	2,317,230	41.2 %
<b>010 * COUNCIL SERVICES PROGRAM</b>	<b>215,477</b>	<b>5,620,409</b>	<b>3,213,392</b>	<b>305,265</b>	<b>2,317,230</b>	<b>41.2 %</b>
01300 COUNTY AUDITOR PROGRAM	261,361	1,180,527	555,126	260,184	626,579	53.1 %
<b>013 * COUNTY AUDITOR PROGRAM</b>	<b>261,361</b>	<b>1,180,527</b>	<b>555,126</b>	<b>260,184</b>	<b>626,579</b>	<b>53.1 %</b>
<b>Fund ** GENERAL FUND</b>	<b>476,838</b>	<b>6,800,936</b>	<b>3,768,518</b>	<b>565,449</b>	<b>2,943,809</b>	<b>43.3 %</b>
<b>Dept *** County Council</b>	<b>476,838</b>	<b>6,800,936</b>	<b>3,768,518</b>	<b>565,449</b>	<b>2,943,809</b>	<b>43.3 %</b>
<b>County Clerk</b>						
02000 County clerk	103,283	1,744,443	1,059,327	116,796	671,604	38.5 %
<b>020 * COUNTY CLERK PROGRAM</b>	<b>103,283</b>	<b>1,744,443</b>	<b>1,059,327</b>	<b>116,796</b>	<b>671,604</b>	<b>38.5 %</b>
<b>Fund ** GENERAL FUND</b>	<b>103,283</b>	<b>1,744,443</b>	<b>1,059,327</b>	<b>116,796</b>	<b>671,604</b>	<b>38.5 %</b>
<b>Dept *** County Clerk</b>	<b>103,283</b>	<b>1,744,443</b>	<b>1,059,327</b>	<b>116,796</b>	<b>671,604</b>	<b>38.5 %</b>
<b>Office of the Mayor</b>						
03000 Office of mayor administration	4,694	1,500,595	1,097,662	38,328	369,298	24.6 %
<b>030 * OFFICE OF MAYOR ADMIN PROGRAM</b>	<b>4,694</b>	<b>1,500,595</b>	<b>1,097,662</b>	<b>38,328</b>	<b>369,298</b>	<b>24.6 %</b>
04000 Economic development	6,587	1,252,997	919,805	60,182	279,601	22.3 %
04001 Molokai economic dev & cultura	104,761	140,000	78,046	109,688	57,027	40.7 %
04009 Agriculture promotion	84,806	215,000	113,046	154,985	31,776	14.8 %
04010 Aquaculture & marine resources	35,311		26,400	8,912		-
04011 Film industry promotions	1,214	125,000	74,932		51,282	41.0 %
04013 Maui county farm bureau	148,478	305,000	123,890	329,588		0.0 %
04014 Maui economic development boar	234,838	830,000	388,226	676,612		0.0 %
04015 Maui visitors bureau	181	4,200,000	2,725,412	1,474,588	181	0.0 %
04017 Small business/high tech promo	11,261	100,000	59,907	3,848	47,506	47.5 %
04030 Maui arts & cultural center	31,827	318,270	318,270	31,827		0.0 %

**County of Maui**  
**Statement of Appropriations and Expenditures**  
**Operations by Activity**  
**Fiscal Year Ending 6/30/17 - as of 3/31/2017**

Activity	Prior Year	Amended	Year	Current	Balance	% of
* Program ** Fund *** Department	Encumbrance	Annual	to Date	Encumbrance	Available	Budget
	6/30/2016	Estimate	Expended	03/31/2017		Available
04037 Business research library	33,256	72,100	32,355	901	72,100	100.0 %
04039 Hui o waa kaulua		120,000	11,985	108,015		0.0 %
04054 Environmental protection	1,202,855	1,400,000	1,161,396	1,360,066	81,393	5.8 %
04057 East Maui econ dev/cultural	56,773	100,000	47,319	84,785	24,669	24.7 %
04066 UH tropical ag/human resources	90,830	75,000	69,853	95,671	306	0.4 %
04068 MEO bus dev cp microenterprise	105,438	275,000	135,897	244,541		0.0 %
04070 Maui nui botanical gardens	39,050	150,000	108,277	80,773		0.0 %
04079 Maui Arts&Cult Capital	870,000	450,000	265,474	1,054,526		0.0 %
04081 Grnt-Maui comm theater-lao imp	45,518	53,045	45,405	53,045	113	0.2 %
04082 Maui soil/water conservation		139,000	69,500	69,500		0.0 %
04083 Soil/water conservation-Moloka		22,000		22,000		0.0 %
04092 CULTURAL & ARTS PROGRAM	21,195	70,000	41,896	30,551	18,748	26.8 %
04093 Molokai Livestock Cooperative	10,300	10,000		10,300	10,000	100.0 %
04094 Academy of Hospitality & Touri	16,200	10,000		10,000	16,200	162.0 %
04106 Ke Ao I Ka Makani Ho'eha'ili	6,766		6,766			-
04108 KA 'OHANA O KALAUPAPA	23,584		23,584			-
04113 Ka Ipu Kukui fellows leadrshp	2,555	25,750	21,819	6,485		0.0 %
04117 Renewable energy programs		75,000	32,696		42,304	56.4 %
04118 Grnts Friends of Maui H School	12,876	65,000		12,876	65,000	100.0 %
04122 4-H UPCOUNTRY FAIR	1,367	35,000	1,367		35,000	100.0 %
04124 HANA ARTS	20,000	20,000	20,000	20,000		0.0 %
04125 Maui Eco Dev Brd-Maui HS prg m	50,780	45,000	15,800	13,824	66,156	147.0 %
04126 COQUI FROG ERADICATION PRJ	1,104,997	300,000	636,081	768,915		0.0 %
04130 HAI-MAK-PAI ECO DEVT&CULTURAL	28,673	175,000	79,351	109,322	15,000	8.6 %
04135 Ma Ka Hana Ka Ike-OED		90,000		90,000		0.0 %
04139 Festivals of aloha		50,000	39,396	10,604		0.0 %
04145 Lanai eco dev & cultural prgs	87,963	200,000	50,560	57,497	179,907	90.0 %
04148 SISTER CITY PROGRAM	22,500	15,000	9,646	27,854		0.0 %
04151 Maui Film Festival	25,000	25,000	25,000	25,000		0.0 %

**County of Maui**  
**Statement of Appropriations and Expenditures**  
**Operations by Activity**  
**Fiscal Year Ending 6/30/17 - as of 3/31/2017**

Activity			Prior Year	Amended	Year	Current	Balance	% of
* Program	** Fund	*** Department	Encumbrance 6/30/2016	Annual Estimate	to Date Expended	Encumbrance 03/31/2017	Available	Budget Available
04152		Lahaina Boat Day	2,880	25,750	12,815	15,815		0.0 %
04154		Made in maui county festival		100,000	94,679	5,321		0.0 %
04404		Economic dev initiatives prg	43,967	150,000	102,570	46,843	44,553	29.7 %
32169		Arts education/innovative prg		424,360		424,360		0.0 %
<b>040</b>	<b>*</b>	<b>MAYOR ADMIN ECONOMIC DEV PRGMS</b>	<b>4,584,587</b>	<b>12,253,272</b>	<b>7,989,421</b>	<b>7,709,620</b>	<b>1,138,822</b>	<b>9.3 %</b>
12300		BUDGET	21,572	487,941	370,644	690	138,179	28.3 %
<b>123</b>	<b>*</b>	<b>BUDGET PROGRAM</b>	<b>21,572</b>	<b>487,941</b>	<b>370,644</b>	<b>690</b>	<b>138,179</b>	<b>28.3 %</b>
<b>Fund **</b>	<b>GENERAL FUND</b>		<b>4,610,853</b>	<b>14,241,808</b>	<b>9,457,727</b>	<b>7,748,638</b>	<b>1,646,299</b>	<b>11.6 %</b>
<b>Dept ***</b>	<b>Office of the Mayor</b>		<b>4,610,853</b>	<b>14,241,808</b>	<b>9,457,727</b>	<b>7,748,638</b>	<b>1,646,299</b>	<b>11.6 %</b>
<b>Management</b>								
06000		Management	173,502	1,319,336	854,431	238,115	400,292	30.3 %
06011		County Facilities Security Pro		216,000	188,827	20,967	6,206	2.9 %
32178		West maui veterans club		4,000			4,000	100.0 %
<b>060</b>	<b>*</b>	<b>MANAGEMENT PROGRAM</b>	<b>173,502</b>	<b>1,539,336</b>	<b>1,043,258</b>	<b>259,082</b>	<b>410,498</b>	<b>26.7 %</b>
06500		Management information systems	3,610,494	9,268,379	6,109,725	1,921,397	4,847,751	52.3 %
<b>065</b>	<b>*</b>	<b>MANAGEMENT INFORMATION SYSTEMS</b>	<b>3,610,494</b>	<b>9,268,379</b>	<b>6,109,725</b>	<b>1,921,397</b>	<b>4,847,751</b>	<b>52.3 %</b>
06600		Geographic information systems	5,234	410,947	190,173	9,639	216,370	52.7 %
<b>066</b>	<b>*</b>	<b>GEOGRAPHIC INFORMATION SYSTEMS</b>	<b>5,234</b>	<b>410,947</b>	<b>190,173</b>	<b>9,639</b>	<b>216,370</b>	<b>52.7 %</b>
<b>Fund **</b>	<b>GENERAL FUND</b>		<b>3,789,230</b>	<b>11,218,662</b>	<b>7,343,156</b>	<b>2,190,118</b>	<b>5,474,619</b>	<b>48.8 %</b>
06003		Moku'ula and Mokuhinia		400,000			400,000	100.0 %
<b>060</b>	<b>*</b>	<b>MANAGEMENT PROGRAM</b>	<b>0</b>	<b>400,000</b>	<b>0</b>	<b>0</b>	<b>400,000</b>	<b>100.0 %</b>
<b>Fund **</b>	<b>SPECIAL REVENUE FUND</b>		<b>0</b>	<b>400,000</b>	<b>0</b>	<b>0</b>	<b>400,000</b>	<b>100.0 %</b>
<b>Dept ***</b>	<b>Management</b>		<b>3,789,230</b>	<b>11,618,662</b>	<b>7,343,156</b>	<b>2,190,118</b>	<b>5,874,619</b>	<b>50.6 %</b>

**County of Maui**  
**Statement of Appropriations and Expenditures**  
**Operations by Activity**  
**Fiscal Year Ending 6/30/17 - as of 3/31/2017**

Activity * Program ** Fund *** Department	Prior Year Encumbrance 6/30/2016	Amended Annual Estimate	Year to Date Expended	Current Encumbrance 03/31/2017	Balance Available	% of Budget Available
<b>Corporation Counsel</b>						
07000 Legal services	49,109	3,426,617	2,306,833	49,673	1,119,221	32.7 %
<b>070 * LEGAL SERVICES PROGRAM</b>	<b>49,109</b>	<b>3,426,617</b>	<b>2,306,833</b>	<b>49,673</b>	<b>1,119,221</b>	<b>32.7 %</b>
<b>Fund ** GENERAL FUND</b>	<b>49,109</b>	<b>3,426,617</b>	<b>2,306,833</b>	<b>49,673</b>	<b>1,119,221</b>	<b>32.7 %</b>
<b>Dept *** Corporation Counsel</b>	<b>49,109</b>	<b>3,426,617</b>	<b>2,306,833</b>	<b>49,673</b>	<b>1,119,221</b>	<b>32.7 %</b>
<b>Prosecuting Attorney</b>						
08000 Prosecutors administration	4,193	836,656	680,042	29,785	131,022	15.7 %
<b>080 * PROSECUTORS ADMIN PROGRAM</b>	<b>4,193</b>	<b>836,656</b>	<b>680,042</b>	<b>29,785</b>	<b>131,022</b>	<b>15.7 %</b>
09000 General prosecution	840	5,385,168	3,656,795	2,930	1,726,283	32.1 %
<b>090 * GENERAL PROSECUTION PROGRAM</b>	<b>840</b>	<b>5,385,168</b>	<b>3,656,795</b>	<b>2,930</b>	<b>1,726,283</b>	<b>32.1 %</b>
<b>Fund ** GENERAL FUND</b>	<b>5,033</b>	<b>6,221,824</b>	<b>4,336,837</b>	<b>32,715</b>	<b>1,857,305</b>	<b>29.9 %</b>
<b>Dept *** Prosecuting Attorney</b>	<b>5,033</b>	<b>6,221,824</b>	<b>4,336,837</b>	<b>32,715</b>	<b>1,857,305</b>	<b>29.9 %</b>
<b>Finance</b>						
10000 Finance Administration	2,990	738,356	564,426	9,882	167,039	22.6 %
<b>100 * FINANCE ADMIN PROGRAM</b>	<b>2,990</b>	<b>738,356</b>	<b>564,426</b>	<b>9,882</b>	<b>167,039</b>	<b>22.6 %</b>
11000 Treasury	64,970	1,113,033	760,210	90,865	326,928	29.4 %
<b>110 * TREASURY PROGRAM</b>	<b>64,970</b>	<b>1,113,033</b>	<b>760,210</b>	<b>90,865</b>	<b>326,928</b>	<b>29.4 %</b>
12000 Accounts	45,023	1,645,450	935,622	243,974	510,877	31.0 %
<b>120 * ACCOUNTS PROGRAM</b>	<b>45,023</b>	<b>1,645,450</b>	<b>935,622</b>	<b>243,974</b>	<b>510,877</b>	<b>31.0 %</b>
13000 Purchasing	10,331	460,949	318,222	20,426	132,632	28.8 %
<b>130 * PURCHASING PROGRAM</b>	<b>10,331</b>	<b>460,949</b>	<b>318,222</b>	<b>20,426</b>	<b>132,632</b>	<b>28.8 %</b>
14000 Financial services	1,203,471	6,789,156	4,518,711	833,410	2,640,507	38.9 %
14003 CW svc ctr-annual lease costs	187,586	506,800	504,792	145,403	44,191	8.7 %

**County of Maui**  
**Statement of Appropriations and Expenditures**  
**Operations by Activity**  
**Fiscal Year Ending 6/30/17 - as of 3/31/2017**

Activity			Prior Year	Amended	Year	Current	Balance	% of
* Program	** Fund	*** Department	Encumbrance 6/30/2016	Annual Estimate	to Date Expended	Encumbrance 03/31/2017	Available	Budget Available
<b>140</b>	<b>*</b>	<b>FINANCIAL SERVICES</b>	<b>1,391,057</b>	<b>7,295,956</b>	<b>5,023,503</b>	<b>978,813</b>	<b>2,684,698</b>	<b>36.8 %</b>
17001		Countywide fringe benefits	261,743	57,047,410	37,248,304	254,973	19,805,878	34.7 %
17003		Bond issuance & debt services		5,990,012	16,558		5,973,454	99.7 %
17005		Supplemental transfer golf		2,767,331	2,075,498		691,833	25.0 %
17006		Supplemental transfer solidwst		11,828,064	8,571,048		3,257,016	27.5 %
17009		Insurance & self insurance	725,919	12,700,000	6,062,194	635,644	6,728,081	53.0 %
17012		Open space, natural resources		2,734,892	2,734,892			0.0 %
17013		CW affordable housing fund		5,469,783	5,469,783			0.0 %
17014		Countywide general costs	23,045	936,126	623,275	9,895	326,001	34.8 %
17015		Overhead reimbursement		(22,043,724)	(15,472,845)		(6,570,879)	29.8 %
17016		Transfer to Emergency Fund		4,000,000	4,000,000			0.0 %
17019		Post-Employment Obligations Fd		16,172,000	16,172,000			0.0 %
<b>170</b>	<b>*</b>	<b>COUNTY WIDE COSTS PROGRAM</b>	<b>1,010,707</b>	<b>97,601,894</b>	<b>67,500,707</b>	<b>900,512</b>	<b>30,211,384</b>	<b>31.0 %</b>
<b>Fund</b>	<b>**</b>	<b>GENERAL FUND</b>	<b>2,525,078</b>	<b>108,855,638</b>	<b>75,102,690</b>	<b>2,244,472</b>	<b>34,033,558</b>	<b>31.3 %</b>
17003		Bond issuance & debt services		41,421,122	21,272,254		20,148,868	48.6 %
<b>170</b>	<b>*</b>	<b>COUNTY WIDE COSTS PROGRAM</b>	<b>0</b>	<b>41,421,122</b>	<b>21,272,254</b>	<b>0</b>	<b>20,148,868</b>	<b>48.6 %</b>
<b>Fund</b>	<b>**</b>	<b>DEBT SERVICE FUND</b>	<b>0</b>	<b>41,421,122</b>	<b>21,272,254</b>	<b>0</b>	<b>20,148,868</b>	<b>48.6 %</b>
<b>Dept</b>	<b>***</b>	<b>Finance</b>	<b>2,525,078</b>	<b>150,276,760</b>	<b>96,374,944</b>	<b>2,244,472</b>	<b>54,182,426</b>	<b>36.1 %</b>
<b>Personnel Services</b>								
18000		Personnel services	16,335	1,579,802	1,005,379	127,177	463,580	29.3 %
<b>180</b>	<b>*</b>	<b>PERSONNEL SERVICES PROGRAM</b>	<b>16,335</b>	<b>1,579,802</b>	<b>1,005,379</b>	<b>127,177</b>	<b>463,580</b>	<b>29.3 %</b>
<b>Fund</b>	<b>**</b>	<b>GENERAL FUND</b>	<b>16,335</b>	<b>1,579,802</b>	<b>1,005,379</b>	<b>127,177</b>	<b>463,580</b>	<b>29.3 %</b>
<b>Dept</b>	<b>***</b>	<b>Personnel Services</b>	<b>16,335</b>	<b>1,579,802</b>	<b>1,005,379</b>	<b>127,177</b>	<b>463,580</b>	<b>29.3 %</b>
<b>Planning</b>								
19000		Planning	108,779	5,108,655	3,458,125	304,098	1,455,213	28.5 %

**County of Maui**  
**Statement of Appropriations and Expenditures**  
**Operations by Activity**  
**Fiscal Year Ending 6/30/17 - as of 3/31/2017**

Activity	Prior Year Encumbrance 6/30/2016	Amended Annual Estimate	Year to Date Expended	Current Encumbrance 03/31/2017	Balance Available	% of Budget Available
* Program ** Fund *** Department						
19005 Development fee impact study	3,095			3,095		-
19006 General plan update	56,213			56,213		-
19021 Maui redevelopment agency	125,821	183,500	126,082	114,260	68,979	37.6 %
19035 UH-Maui Sea Grant		88,975	46,105	37,811	5,059	5.7 %
19039 Development mitigation fee stu	15,280			15,280		-
19042 Small Town Planning	15,178			15,178		-
19063 Cultural resource management		25,000			25,000	100.0 %
19066 Puunene airprt master pln updt	9,123			9,123		-
19067 Envrnmtl assmnts-Planning	4,164			4,164		-
19613 Wailuku first friday events		25,000	14,583		10,417	41.7 %
<b>190 * PLANNING PROGRAM</b>	<b>337,653</b>	<b>5,431,130</b>	<b>3,644,895</b>	<b>559,222</b>	<b>1,564,668</b>	<b>28.8 %</b>
<b>Fund ** GENERAL FUND</b>	<b>337,653</b>	<b>5,431,130</b>	<b>3,644,895</b>	<b>559,222</b>	<b>1,564,668</b>	<b>28.8 %</b>
<b>Dept *** Planning</b>	<b>337,653</b>	<b>5,431,130</b>	<b>3,644,895</b>	<b>559,222</b>	<b>1,564,668</b>	<b>28.8 %</b>
<b>Police</b>						
26000 Police administration	83,110	5,070,242	3,717,485	88,266	1,347,600	26.6 %
<b>260 * POLICE ADMINISTRATION PROGRAM</b>	<b>83,110</b>	<b>5,070,242</b>	<b>3,717,485</b>	<b>88,266</b>	<b>1,347,600</b>	<b>26.6 %</b>
27000 Investigative service	46,267	10,900,351	7,063,137	186,227	3,697,253	33.9 %
<b>270 * INVESTIGATIVE SERVICE PROGRAM</b>	<b>46,267</b>	<b>10,900,351</b>	<b>7,063,137</b>	<b>186,227</b>	<b>3,697,253</b>	<b>33.9 %</b>
28000 Uniformed patrol services	761,278	29,255,144	21,751,056	715,851	7,549,517	25.8 %
<b>280 * UNIFORMED PATROL SERVICES PROG</b>	<b>761,278</b>	<b>29,255,144</b>	<b>21,751,056</b>	<b>715,851</b>	<b>7,549,517</b>	<b>25.8 %</b>
29000 Technical & support services	814,850	9,087,899	5,676,909	829,598	3,396,240	37.4 %
<b>290 * TECHNICAL &amp; SUPPORT SVCS PROG</b>	<b>814,850</b>	<b>9,087,899</b>	<b>5,676,909</b>	<b>829,598</b>	<b>3,396,240</b>	<b>37.4 %</b>
<b>Fund ** GENERAL FUND</b>	<b>1,705,505</b>	<b>54,313,636</b>	<b>38,208,587</b>	<b>1,819,942</b>	<b>15,990,610</b>	<b>29.4 %</b>
<b>Dept *** Police</b>	<b>1,705,505</b>	<b>54,313,636</b>	<b>38,208,587</b>	<b>1,819,942</b>	<b>15,990,610</b>	<b>29.4 %</b>

**County of Maui**  
**Statement of Appropriations and Expenditures**  
**Operations by Activity**  
**Fiscal Year Ending 6/30/17 - as of 3/31/2017**

Activity * Program ** Fund *** Department	Prior Year Encumbrance 6/30/2016	Amended Annual Estimate	Year to Date Expended	Current Encumbrance 03/31/2017	Balance Available	% of Budget Available
<b>Fire and Public Safety</b>						
22000 Fire control admin & maint	180,854	2,608,000	2,034,919	40,581	713,355	27.4 %
<b>220 * FIRE CONTROL ADMIN/MAINT PROG</b>	<b>180,854</b>	<b>2,608,000</b>	<b>2,034,919</b>	<b>40,581</b>	<b>713,355</b>	<b>27.4 %</b>
23000 Fire control training	81,077	1,205,371	718,245	45,077	523,125	43.4 %
<b>230 * FIRE CONTROL TRAINING PROGRAM</b>	<b>81,077</b>	<b>1,205,371</b>	<b>718,245</b>	<b>45,077</b>	<b>523,125</b>	<b>43.4 %</b>
24000 Fire rescue operations	483,386	28,237,581	22,177,771	1,300,774	5,242,435	18.6 %
<b>240 * FIRE RESCUE OPERATIONS PROGRAM</b>	<b>483,386</b>	<b>28,237,581</b>	<b>22,177,771</b>	<b>1,300,774</b>	<b>5,242,435</b>	<b>18.6 %</b>
25000 Fire prevention	8,305	922,853	581,156	2,249	347,755	37.7 %
<b>250 * FIRE PREVENTION PROGRAM</b>	<b>8,305</b>	<b>922,853</b>	<b>581,156</b>	<b>2,249</b>	<b>347,755</b>	<b>37.7 %</b>
25200 Ocean safety adm/ocean safety		3,432,557	2,439,865	193,745	798,947	23.3 %
<b>252 * OCEAN SAFETY PROGRAM</b>	<b>0</b>	<b>3,432,557</b>	<b>2,439,865</b>	<b>193,745</b>	<b>798,947</b>	<b>23.3 %</b>
<b>Fund ** GENERAL FUND</b>	<b>753,622</b>	<b>36,406,362</b>	<b>27,951,956</b>	<b>1,582,426</b>	<b>7,625,617</b>	<b>20.9 %</b>
<b>Dept *** Fire and Public Safety</b>	<b>753,622</b>	<b>36,406,362</b>	<b>27,951,956</b>	<b>1,582,426</b>	<b>7,625,617</b>	<b>20.9 %</b>
<b>Civil Defense</b>						
21000 Civil defense	584	650,507	338,545	1,121	311,425	47.9 %
21003 GRNT AMERICAN RED CROSS		25,000	25,000			0.0 %
<b>210 * CIVIL DEFENSE PROGRAM</b>	<b>584</b>	<b>675,507</b>	<b>363,545</b>	<b>1,121</b>	<b>311,425</b>	<b>46.1 %</b>
<b>Fund ** GENERAL FUND</b>	<b>584</b>	<b>675,507</b>	<b>363,545</b>	<b>1,121</b>	<b>311,425</b>	<b>46.1 %</b>
<b>Dept *** Civil Defense</b>	<b>584</b>	<b>675,507</b>	<b>363,545</b>	<b>1,121</b>	<b>311,425</b>	<b>46.1 %</b>
<b>Liquor Control</b>						
20000 Liquor control general	11,114	2,048,808	1,070,718	65,920	923,283	45.1 %
20002 Liquor admin overhead charges		1,131,097	570,339		560,758	49.6 %
<b>200 * LIQUOR CONTROL GENERAL PROG</b>	<b>11,114</b>	<b>3,179,905</b>	<b>1,641,057</b>	<b>65,920</b>	<b>1,484,041</b>	<b>46.7 %</b>

**County of Maui**  
**Statement of Appropriations and Expenditures**  
**Operations by Activity**  
**Fiscal Year Ending 6/30/17 - as of 3/31/2017**

Activity * Program ** Fund *** Department	Prior Year Encumbrance 6/30/2016	Amended Annual Estimate	Year to Date Expended	Current Encumbrance 03/31/2017	Balance Available	% of Budget Available
<b>Fund ** GENERAL FUND</b>	<b>11,114</b>	<b>3,179,905</b>	<b>1,641,057</b>	<b>65,920</b>	<b>1,484,041</b>	<b>46.7 %</b>
<b>Dept *** Liquor Control</b>	<b>11,114</b>	<b>3,179,905</b>	<b>1,641,057</b>	<b>65,920</b>	<b>1,484,041</b>	<b>46.7 %</b>
<b>Housing and Human Concerns</b>						
30000 Housing & human concerns admin	9,642	560,144	438,127	31,922	99,739	17.8 %
<b>300 * HSG &amp; HUMAN CONCERNS ADM PROG</b>	<b>9,642</b>	<b>560,144</b>	<b>438,127</b>	<b>31,922</b>	<b>99,739</b>	<b>17.8 %</b>
31000 Housing	17,464	632,412	366,706	23,868	259,302	41.0 %
31006 Affordable rental housing prg		1,000,000	699,875	300,125		0.0 %
31007 Hale Mahaolu-Homeownership/hsg		80,000			80,000	100.0 %
<b>310 * HOUSING PROGRAM</b>	<b>17,464</b>	<b>1,712,412</b>	<b>1,066,581</b>	<b>323,993</b>	<b>339,302</b>	<b>19.8 %</b>
32000 Human concerns - general	89,410	5,316,672	3,583,496	239,510	1,583,075	29.8 %
32001 Hana Youth Center, Inc	1,363	147,041	110,281	36,760	1,363	0.9 %
32011 Women helping women		220,850	165,638	55,213		0.0 %
32012 Early childhood		106,090	106,090			0.0 %
32014 Substance abuse	55,849	533,650	320,721	118,750	150,028	28.1 %
32015 E Malama I Na Keiki preschool	3,459	86,335		86,335	3,459	4.0 %
32016 Homelessness programs		1,000,000	546,741	260,259	193,000	19.3 %
32017 Maui adult day care center		358,440	268,830	89,610		0.0 %
32018 MCC cooperative education	996	25,750	19,313	6,438	996	3.9 %
32019 MEO Headstart after school		245,040	183,780	61,260		0.0 %
32020 MEO headstart summer	17,500	180,250	17,500		180,250	100.0 %
32022 Community partnership grants	32,089		2,195	19,799	10,095	-
32025 Lanai Youth Center		172,086	129,065	43,022		0.0 %
32029 Kihei Youth Center	1,957	245,285	183,964	61,321	1,957	0.8 %
32034 Youth	11,548	110,321	47,672	12,875	61,322	55.6 %
32036 Maui family support services		65,564	49,173	16,391		0.0 %
32039 J. Walter Cameron center expsn		90,000			90,000	100.0 %
32040 Big brothers & sisters		105,892	79,419	26,473		0.0 %



**County of Maui**  
**Statement of Appropriations and Expenditures**  
**Operations by Activity**  
**Fiscal Year Ending 6/30/17 - as of 3/31/2017**

Activity			Prior Year	Amended	Year	Current	Balance	% of
* Program	** Fund	*** Department	Encumbrance	Annual	to Date	Encumbrance	Available	Budget
			6/30/2016	Estimate	Expended	03/31/2017		Available
32058		Mental health associaiton		65,207	48,905	16,302		0.0 %
32062		Self sufficiency	2,634	98,526	36,628	51,573	12,960	13.2 %
32064		Hana community association	8,239	84,863	55,019	29,502	8,581	10.1 %
32070		MEO infant toddler care		97,850		97,850		0.0 %
32084		Maui community food bank		355,350	266,513	88,838		0.0 %
32085		Maui arts & performing academy		15,450	11,588	3,863		0.0 %
32088		Hui Malama learning center		282,843	148,669	134,174		0.0 %
32090		FAM SPT-TEEN VOICES	1	42,630	31,974	10,656	1	0.0 %
32093		BOY SCOUTS OF AMERICA	44,428		44,428			-
32094		Salvation Army		142,000	106,500	35,500		0.0 %
32100		Grant for Molokai Youth Ctr		257,500	193,125	64,375		0.0 %
32102		IMUA FAMILY SERVICES		36,050	26,260	9,791		0.0 %
32104		Paia Youth Council, Inc		230,978	207,880	23,098		0.0 %
32106		Boys/Girls Club of Maui, Inc		1,026,910	718,349	308,561		0.0 %
32109		Maui Farm		242,573	181,930	60,643		0.0 %
32110		YOUTH ALCOHOL EDUC AWARENESS	30,000	100,000	81,870	7,500	40,630	40.6 %
32111		Coalition for Drug Free Lanai		43,272	32,454	10,818		0.0 %
32116		MEO ENLACE HISPANO PROGRAM		98,417	73,812	24,605		0.0 %
32117		Lahaina tutoring project		11,000	5,500	5,500		0.0 %
32119		Volunter ctr projct graduation		47,741	35,805	11,936		0.0 %
32120		Ohana Makamae	22,677	90,707	22,677		90,707	100.0 %
32127		National Kidney Foundation/HI		25,000	12,500	12,500		0.0 %
32130		Lanai women's center		82,610	61,958	20,653		0.0 %
32135		Grnths/Disb-Svcs-Frail/Elderly	203,312	861,739	467,958	507,844	89,249	10.4 %
32136		Kansha preschool	10,000			10,000		-
32142		MEO UNDERAGE DRINKING		51,500	38,625	12,875		0.0 %
32146		MEO Planning&Coordinating		85,490	64,119	21,371		0.0 %
32148		MOLOKAI COM'ITY HEALTH CTR	8				8	-
32149		Grnrt-Best Buddies prgrm		85,000	63,750	21,250		0.0 %

**County of Maui**  
**Statement of Appropriations and Expenditures**  
**Operations by Activity**  
**Fiscal Year Ending 6/30/17 - as of 3/31/2017**

Activity	Prior Year	Amended	Year	Current	Balance	% of
* Program ** Fund *** Department	Encumbrance	Annual	to Date	Encumbrance	Available	Budget
	6/30/2016	Estimate	Expended	03/31/2017		Available
32150 MEO B.E.S.T. REINTEGRATION		106,090	79,569	26,521		0.0 %
32152 HALE MAKUA		200,000	150,000	50,000		0.0 %
32156 LANAI YOUTH CTR FACILITY	75,000	150,000	50,000	25,000	150,000	100.0 %
32158 Hawaiian Kamalii Inc.		18,672	18,672			0.0 %
32159 MEO youth services	5,432	200,850	150,639	50,211	5,432	2.7 %
32160 MAUI YOUTH & FAMILY SVC, INC		100,000			100,000	100.0 %
32162 FEED MY SHEEP		75,000	56,250	18,750		0.0 %
32163 Hale mahaolu personal care prg	51,500	106,090	(103,000)	103,000	157,590	148.5 %
32167 Special Olympics Hawaii grnts		38,247	28,685	9,562		0.0 %
32169 Arts education/innovative prg	6,206				6,206	-
32171 MENTAL HEALTH KOKUA		100,000	25,000	75,000		0.0 %
32172 ROMAN CATHOLIC CHURCH SOH	3,000			3,000		-
32175 KUPUNA CARE SVC	42,357		42,357			-
32179 Food, shelter & safty grants		860,630	580,950	197,650	82,030	9.5 %
<b>320 * HUMAN CONCERNS PROGRAM</b>	<b>718,965</b>	<b>15,526,051</b>	<b>9,931,796</b>	<b>3,294,288</b>	<b>3,018,939</b>	<b>19.4 %</b>
33000 Animal management		100,000	75,000	25,000		0.0 %
33003 Animal Sheltering Program	12,156	863,255	647,441	226,114	1,856	0.2 %
33006 ANIMAL ENFORCEMENT PROGRAM	6,176	569,057	426,793	148,440		0.0 %
33010 Grant 2 Molokai Humane Society		137,634			137,634	100.0 %
33012 Grant 2 Lanai Animal Rescue		15,000	7,500	7,500		0.0 %
<b>330 * ANIMAL MANAGMENT PROGRAM</b>	<b>18,332</b>	<b>1,684,946</b>	<b>1,156,734</b>	<b>407,054</b>	<b>139,490</b>	<b>8.3 %</b>
<b>Fund ** GENERAL FUND</b>	<b>764,403</b>	<b>19,483,553</b>	<b>12,593,238</b>	<b>4,057,257</b>	<b>3,597,470</b>	<b>18.5 %</b>
<b>Dept *** Housing and Human Concerns</b>	<b>764,403</b>	<b>19,483,553</b>	<b>12,593,238</b>	<b>4,057,257</b>	<b>3,597,470</b>	<b>18.5 %</b>
<b>Parks and Recreation</b>						
34000 Parks & recreation administrat	36,386	1,744,867	1,281,949	43,280	456,023	26.1 %
34002 MCCC workline		117,000	52,008	64,992		0.0 %
34012 Lahaina restoration foundation		178,828	79,017	99,811		0.0 %

**County of Maui**  
**Statement of Appropriations and Expenditures**  
**Operations by Activity**  
**Fiscal Year Ending 6/30/17 - as of 3/31/2017**

Activity	Prior Year Encumbrance 6/30/2016	Amended Annual Estimate	Year to Date Expended	Current Encumbrance 03/31/2017	Balance Available	% of Budget Available
* Program ** Fund *** Department						
34016 Lahaina Rtrn Capital	688,071		525,626	162,445		-
34018 HAIKU COM'TY ASSOCIATION	26,197		5,376		20,821	-
34019 Tom Morrow Equestrian Arena		30,000		29,985	15	0.0 %
<b>340 * PARKS &amp; REC ADMIN PROG</b>	<b>750,654</b>	<b>2,070,695</b>	<b>1,943,976</b>	<b>400,513</b>	<b>476,859</b>	<b>23.0 %</b>
35000 Park maintenance	862,851		606,022	255,624	1,204	-
<b>350 * PARK MAINTENANCE PROGRAM</b>	<b>862,851</b>	<b>0</b>	<b>606,022</b>	<b>255,624</b>	<b>1,204</b>	<b>--</b>
35300 PARKS PROGRAM		6,120,346	3,223,240	650,180	2,246,930	36.7 %
<b>353 * PARKS PROGRAM</b>	<b>0</b>	<b>6,120,346</b>	<b>3,223,240</b>	<b>650,180</b>	<b>2,246,930</b>	<b>36.7 %</b>
36000 Planning & development	203,539		128,976	74,563		-
<b>360 * PLANNING &amp; DEVELOPMENT PROGRAM</b>	<b>203,539</b>	<b>0</b>	<b>128,976</b>	<b>74,563</b>	<b>0</b>	<b>--</b>
37000 Recreation & support services	855,732	20,941,423	15,113,628	1,110,528	5,573,000	26.6 %
<b>370 * RECREATION &amp; SUPPORT SVCS PROG</b>	<b>855,732</b>	<b>20,941,423</b>	<b>15,113,628</b>	<b>1,110,528</b>	<b>5,573,000</b>	<b>26.6 %</b>
38000 PALS	124,798		71,343	14,156	39,300	-
<b>380 * PALS PROGRAM</b>	<b>124,798</b>	<b>0</b>	<b>71,343</b>	<b>14,156</b>	<b>39,300</b>	<b>--</b>
40000 Aquatics	273,808		189,947	81,100	2,760	-
<b>400 * AQUATICS PROGRAM</b>	<b>273,808</b>	<b>0</b>	<b>189,947</b>	<b>81,100</b>	<b>2,760</b>	<b>--</b>
<b>Fund ** GENERAL FUND</b>	<b>3,071,382</b>	<b>29,132,464</b>	<b>21,277,132</b>	<b>2,586,664</b>	<b>8,340,053</b>	<b>28.6 %</b>
34020 Lahaina restoration Park Asses		500,000			500,000	100.0 %
<b>340 * PARKS &amp; REC ADMIN PROG</b>	<b>0</b>	<b>500,000</b>	<b>0</b>	<b>0</b>	<b>500,000</b>	<b>100.0 %</b>
<b>Fund ** SPECIAL REVENUE FUND</b>	<b>0</b>	<b>500,000</b>	<b>0</b>	<b>0</b>	<b>500,000</b>	<b>100.0 %</b>
42000 Waiehu golf course	465,325	2,133,235	1,602,470	499,461	496,629	23.3 %
42002 Waiehu golf ERS & FICA		231,550	174,102		57,448	24.8 %
42003 Waiehu golf health fund		162,226	124,969		37,257	23.0 %

**County of Maui**  
**Statement of Appropriations and Expenditures**  
**Operations by Activity**  
**Fiscal Year Ending 6/30/17 - as of 3/31/2017**

Activity	Prior Year	Amended	Year	Current	Balance	% of
* Program ** Fund *** Department	Encumbrance	Annual	to Date	Encumbrance	Available	Budget
	6/30/2016	Estimate	Expended	03/31/2017		Available
42004 Waiehu golf admin overhead		1,244,733	952,904		291,829	23.4 %
42005 Waiehu golf debt service		382,308	286,731		95,577	25.0 %
42007 Golf contribution to OPEB		90,647	67,985		22,662	25.0 %
<b>420 * WAIEHU GOLF COURSE PROGRAM</b>	<b>465,325</b>	<b>4,244,699</b>	<b>3,209,161</b>	<b>499,461</b>	<b>1,001,402</b>	<b>23.6 %</b>
<b>Fund ** ENTERPRISE FUND</b>	<b>465,325</b>	<b>4,244,699</b>	<b>3,209,161</b>	<b>499,461</b>	<b>1,001,402</b>	<b>23.6 %</b>
<b>Dept *** Parks and Recreation</b>	<b>3,536,707</b>	<b>33,877,163</b>	<b>24,486,293</b>	<b>3,086,125</b>	<b>9,841,455</b>	<b>29.1 %</b>
<b>Public Works</b>						
43000 Public works administration	14,015	564,571	391,960	5,201	181,425	32.1 %
<b>430 * PUBLIC WORKS ADMIN PROGRAM</b>	<b>14,015</b>	<b>564,571</b>	<b>391,960</b>	<b>5,201</b>	<b>181,425</b>	<b>32.1 %</b>
44000 Engineering	597,742	4,129,566	2,563,223	664,184	1,499,901	36.3 %
<b>440 * ENGINEERING PROGRAM</b>	<b>597,742</b>	<b>4,129,566</b>	<b>2,563,223</b>	<b>664,184</b>	<b>1,499,901</b>	<b>36.3 %</b>
45000 Special maintenance	62,577	3,804,606	2,107,250	217,748	1,542,188	40.5 %
<b>450 * SPECIAL MAINTENANCE PROGRAM</b>	<b>62,577</b>	<b>3,804,606</b>	<b>2,107,250</b>	<b>217,748</b>	<b>1,542,188</b>	<b>40.5 %</b>
46000 Development services admin	11,381	2,401,773	1,574,079	9,704	829,373	34.5 %
<b>460 * DEVELOPMENT SERVICES ADMINSTRN</b>	<b>11,381</b>	<b>2,401,773</b>	<b>1,574,079</b>	<b>9,704</b>	<b>829,373</b>	<b>34.5 %</b>
<b>Fund ** GENERAL FUND</b>	<b>685,715</b>	<b>10,900,516</b>	<b>6,636,512</b>	<b>896,837</b>	<b>4,052,887</b>	<b>37.2 %</b>
50000 Highway administration	858	597,992	395,460	2,356	201,034	33.6 %
50002 Highway ERS & FICA		1,734,105	1,236,216		497,890	28.7 %
50003 Highway health fund		1,214,929	889,292		325,637	26.8 %
50004 Highway debt service		5,541,197	4,155,898		1,385,299	25.0 %
50005 Highway admin overhead		4,500,585	3,269,620		1,230,965	27.4 %
50006 Supplemental trfs bikeway fund		87,913	65,935		21,978	25.0 %
50007 Supplemental trfs general fund		989,262	741,947		247,315	25.0 %
50009 Highway beautification-hwy div		300,000	300,000			0.0 %
50011 Highways contribution to OPEB		678,868	509,151		169,717	25.0 %

**County of Maui**  
**Statement of Appropriations and Expenditures**  
**Operations by Activity**  
**Fiscal Year Ending 6/30/17 - as of 3/31/2017**

Activity * Program ** Fund *** Department	Prior Year Encumbrance 6/30/2016	Amended Annual Estimate	Year to Date Expended	Current Encumbrance 03/31/2017	Balance Available	% of Budget Available
<b>500 * HIGHWAY ADMINISTRATION PROGRAM</b>	<b>858</b>	<b>15,644,851</b>	<b>11,563,519</b>	<b>2,356</b>	<b>4,079,835</b>	<b>26.1 %</b>
51000 Road/bridge/drain maintenance	476,195	9,552,709	6,392,104	431,396	3,205,402	33.6 %
<b>510 * ROAD/BRIDGE/DRAIN MAINT PROG</b>	<b>476,195</b>	<b>9,552,709</b>	<b>6,392,104</b>	<b>431,396</b>	<b>3,205,402</b>	<b>33.6 %</b>
52000 Traffic signs & marking	42,230	1,373,477	907,050	58,368	450,289	32.8 %
<b>520 * TRAFFIC SIGNS/MARKING PROGRAM</b>	<b>42,230</b>	<b>1,373,477</b>	<b>907,050</b>	<b>58,368</b>	<b>450,289</b>	<b>32.8 %</b>
53000 Garage services	41,370	1,263,960	816,474	49,527	439,327	34.8 %
<b>530 * GARAGE SERVICES PROGRAM</b>	<b>41,370</b>	<b>1,263,960</b>	<b>816,474</b>	<b>49,527</b>	<b>439,327</b>	<b>34.8 %</b>
<b>Fund ** SPECIAL REVENUE FUND</b>	<b>560,653</b>	<b>27,834,997</b>	<b>19,679,147</b>	<b>541,647</b>	<b>8,174,853</b>	<b>29.4 %</b>
<b>Dept *** Public Works</b>	<b>1,246,368</b>	<b>38,735,513</b>	<b>26,315,659</b>	<b>1,438,484</b>	<b>12,227,740</b>	<b>31.6 %</b>
<b>Transportation</b>						
65000 TRANSPORTATION ADMIN/GEN FUND	207,292	1,496,103	653,899	895,958	153,537	10.3 %
<b>650 * TRANSPORTATION</b>	<b>207,292</b>	<b>1,496,103</b>	<b>653,899</b>	<b>895,958</b>	<b>153,537</b>	<b>10.3 %</b>
65301 HUMAN SVC TRANS/GEN FUND	750,000	6,180,013	4,635,010	2,295,003		0.0 %
<b>653 * HUMAN SERVICE TRANSPORTN PRG</b>	<b>750,000</b>	<b>6,180,013</b>	<b>4,635,010</b>	<b>2,295,003</b>	<b>0</b>	<b>0.0 %</b>
65900 AIR AMBULANCE PRG/GEN FUND		672,215	672,215			0.0 %
<b>659 * AIR AMBULANCE PROGRAM</b>	<b>0</b>	<b>672,215</b>	<b>672,215</b>	<b>0</b>	<b>0</b>	<b>0.0 %</b>
<b>Fund ** GENERAL FUND</b>	<b>957,292</b>	<b>8,348,331</b>	<b>5,961,124</b>	<b>3,190,961</b>	<b>153,537</b>	<b>1.8 %</b>
65001 TRANSPORTATION ADMIN/HWY FUND		400,000	48,713	46,628	304,659	76.2 %
<b>125 * ADMINISTRATION PROGRAM</b>	<b>0</b>	<b>400,000</b>	<b>48,713</b>	<b>46,628</b>	<b>304,659</b>	<b>76.2 %</b>
65034 TRANSPORTATION SHELTER CLEAN'G	7,095			7,095		-
65039 PUBLIC TRANSIT/HIGHWAY FUND	617,651	10,365,515	7,661,090	3,301,501	20,575	0.2 %
<b>655 * PUBLIC TRANSIT PROGRAM</b>	<b>624,746</b>	<b>10,365,515</b>	<b>7,661,090</b>	<b>3,308,596</b>	<b>20,575</b>	<b>0.2 %</b>

**County of Maui**  
**Statement of Appropriations and Expenditures**  
**Operations by Activity**  
**Fiscal Year Ending 6/30/17 - as of 3/31/2017**

Activity * Program ** Fund *** Department	Prior Year Encumbrance 6/30/2016	Amended Annual Estimate	Year to Date Expended	Current Encumbrance 03/31/2017	Balance Available	% of Budget Available
<b>Fund ** SPECIAL REVENUE FUND</b>	<b>624,746</b>	<b>10,765,515</b>	<b>7,709,803</b>	<b>3,355,224</b>	<b>325,234</b>	<b>3.0 %</b>
<b>Dept *** Transportation</b>	<b>1,582,038</b>	<b>19,113,846</b>	<b>13,670,927</b>	<b>6,546,185</b>	<b>478,771</b>	<b>2.5 %</b>
<b>Environmental Management</b>						
54000 Environmental mgt administratn	7,097	616,375	445,716	15,929	161,828	26.3 %
54010 Community Work Day		205,500	153,800	51,250	450	0.2 %
<b>540 * ENVIRONMENTAL MGT ADMIN PRGRAM</b>	<b>7,097</b>	<b>821,875</b>	<b>599,516</b>	<b>67,179</b>	<b>162,278</b>	<b>19.7 %</b>
<b>Fund ** GENERAL FUND</b>	<b>7,097</b>	<b>821,875</b>	<b>599,516</b>	<b>67,179</b>	<b>162,278</b>	<b>19.7 %</b>
54219 EP & S SOLID WASTE ALTERNATIVE	262,190	5,688,999	3,754,173	1,111,183	1,085,834	19.1 %
<b>542 * ENV PROTECTION &amp; SUBSTAINABILI</b>	<b>262,190</b>	<b>5,688,999</b>	<b>3,754,173</b>	<b>1,111,183</b>	<b>1,085,834</b>	<b>19.1 %</b>
55000 Wastewater administration	73,033	2,967,951	1,880,212	358,869	801,903	27.0 %
55002 Wastewater ERS & FICA		1,838,476	1,225,384		613,092	33.3 %
55003 Wastewater health fund		1,288,052	881,635		406,417	31.6 %
55004 Wastewater debt service		8,975,616	6,731,712		2,243,904	25.0 %
55005 Wastewater admin overhead		4,151,453	2,814,552		1,336,901	32.2 %
55008 Wastewater contribtn to OPEB		719,727	539,795		179,932	25.0 %
55009 Wastewater reimb-GF-DEM admin		462,023			462,023	100.0 %
55010 CW SEWER CI RESERVE FUND		2,678,431			2,678,431	100.0 %
<b>550 * WASTEWATER ADMIN PROGRAM</b>	<b>73,033</b>	<b>23,081,729</b>	<b>14,073,290</b>	<b>358,869</b>	<b>8,722,603</b>	<b>37.8 %</b>
56000 Wastewater reclamation	1,373,436	21,878,978	14,252,266	1,541,989	7,458,158	34.1 %
<b>560 * WASTEWATER RECLAMATION PROGRAM</b>	<b>1,373,436</b>	<b>21,878,978</b>	<b>14,252,266</b>	<b>1,541,989</b>	<b>7,458,158</b>	<b>34.1 %</b>
60000 Solid waste administration	4,609	1,319,136	832,504	57,471	433,770	32.9 %
60002 Solid waste ERS & FICA		1,558,937	1,017,314		541,623	34.7 %
60003 Solid waste health fund		1,092,205	725,886		366,319	33.5 %
60004 Solid waste debt service		5,027,310	3,770,483		1,256,828	25.0 %
60005 Solid waste admin overhead		5,226,264	3,418,815		1,807,449	34.6 %
60007 Solidwaste contribtn to OPEB		610,293	457,720		152,573	25.0 %

**County of Maui**  
**Statement of Appropriations and Expenditures**  
**Operations by Activity**  
**Fiscal Year Ending 6/30/17 - as of 3/31/2017**

Activity * Program ** Fund *** Department	Prior Year Encumbrance 6/30/2016	Amended Annual Estimate	Year to Date Expended	Current Encumbrance 03/31/2017	Balance Available	% of Budget Available
60008 Solidwaste reimb-GF-DEM admin		354,621			354,621	100.0 %
<b>600 * SOLID WASTE ADMINISTRATION</b>	<b>4,609</b>	<b>15,188,766</b>	<b>10,222,722</b>	<b>57,471</b>	<b>4,913,183</b>	<b>32.3 %</b>
60200 Solidwaste operations	661,380	12,559,515	8,559,290	1,847,578	2,814,035	22.4 %
<b>602 * SOLIDWASTE OPERATIONS</b>	<b>661,380</b>	<b>12,559,515</b>	<b>8,559,290</b>	<b>1,847,578</b>	<b>2,814,035</b>	<b>22.4 %</b>
<b>Fund ** SPECIAL REVENUE FUND</b>	<b>2,374,648</b>	<b>78,397,987</b>	<b>50,861,741</b>	<b>4,917,090</b>	<b>24,993,813</b>	<b>31.9 %</b>
<b>Dept *** Environmental Management</b>	<b>2,381,745</b>	<b>79,219,862</b>	<b>51,461,257</b>	<b>4,984,269</b>	<b>25,156,091</b>	<b>31.8 %</b>
<b>Water Supply</b>						
70001 Water Administration	298,896	9,596,882	5,108,943	745,026	4,041,809	42.1 %
70004 Leeward Haleakala Forest Restn	220,000	195,000	85,460	329,540		0.0 %
70006 West Maui Partnershp-UH watrsd	287,500	350,000		637,500		0.0 %
70007 East Molokai Watershed Partner	179,803	250,000	223,368	206,435		0.0 %
70009 Miconia Containment & Removal	263,000	250,000	180,453	332,547		0.0 %
70010 East Maui Watershed Protection	460,944	505,000	242,143	688,420	35,381	7.0 %
70030 CW WATERSHED PROTECTION	137,558	80,000	90,334	26,334	100,890	126.1 %
70031 Puu Kukui Watershed Preserve	169,509	300,000	44,343	390,477	34,689	11.6 %
70032 HONOKOWAI/WAHIKULI WATERSHED	64,517	65,000	64,256	65,261		0.0 %
70033 UPCOUNTRY WATER EXP CI RESERVE		1,440,718			1,440,718	100.0 %
70036 Auwahi forest restoration proj		37,000		37,000		0.0 %
70037 Hawaii agriculture research ct		68,000	5,623	62,377		0.0 %
70038 Lokahi Pacific, Inc		219,000	219,000			0.0 %
<b>700 * WATER ADMINISTRATION PROGRAM</b>	<b>2,081,727</b>	<b>13,356,600</b>	<b>6,263,923</b>	<b>3,520,917</b>	<b>5,653,487</b>	<b>42.3 %</b>
70701 Water Debt Service Expenses		6,049,827	3,875,619		2,174,209	35.9 %
70702 Water Insurance Expenses		475,000			475,000	100.0 %
70703 Water Overhead Charges		5,789,592	4,342,194		1,447,398	25.0 %
70704 Water Employee Fringe Benefits		6,106,654	3,968,902		2,137,753	35.0 %
70705 Water Refund for Mainline Exp		500,000			500,000	100.0 %
70707 Water Department Wide Expense		1,210,084	341,649		868,435	71.8 %

**County of Maui**  
**Statement of Appropriations and Expenditures**  
**Operations by Activity**  
**Fiscal Year Ending 6/30/17 - as of 3/31/2017**


Activity * Program ** Fund *** Department	Prior Year Encumbrance 6/30/2016	Amended Annual Estimate	Year to Date Expended	Current Encumbrance 03/31/2017	Balance Available	% of Budget Available
<b>707 * WATER DEPARTMENT WIDE EXPENSES</b>	<b>0</b>	<b>20,131,157</b>	<b>12,528,364</b>	<b>0</b>	<b>7,602,795</b>	<b>37.8 %</b>
70901 Water Field Operations	1,066,863	33,398,746	17,309,211	1,316,343	15,840,056	47.4 %
<b>709 * WATER OPERATIONS PROGRAM</b>	<b>1,066,863</b>	<b>33,398,746</b>	<b>17,309,211</b>	<b>1,316,343</b>	<b>15,840,056</b>	<b>47.4 %</b>
<b>Fund ** UTILITY ENTERPRISE FUND</b>	<b>3,148,590</b>	<b>66,886,503</b>	<b>36,101,498</b>	<b>4,837,260</b>	<b>29,096,338</b>	<b>43.5 %</b>
<b>Dept *** Water Supply</b>	<b>3,148,590</b>	<b>66,886,503</b>	<b>36,101,498</b>	<b>4,837,260</b>	<b>29,096,338</b>	<b>43.5 %</b>
<b>COUNTY AUDITOR</b>						
<b>Grand Total</b>	<b>27,044,088</b>	<b>553,233,832</b>	<b>362,091,633</b>	<b>42,053,249</b>	<b>176,133,089</b>	<b>31.8 %</b>



---

# III. Expenditures

---



**County of Maui**  
**Statement of Appropriations and Expenditures**  
**Grant Programs**  
**Fiscal Year Ending 6/30/2017 - as of 3/31/2017**

Index		Prior Year	Amended	Year	Current	Balance	% of	
* Program	** Fund	*** Department	Encumbrance / Carryover	Budget / Lapses	to Date Expended	Encumbrance 03/31/2017	Available	Budget Available
<b>Office of the Mayor</b>								
126059	FOOD AND ENERGY SECURITY PROJE		71,811				71,811	100.0 %
136187	HAWAII ST COMM/STATUS WOMEN		649		52		597	92.0 %
146302	WKFORCE INVESTMENT ACT DWP		14,497			11,087	3,410	23.5 %
146303	WKFORCE INVESTMENT ACT ADULT		14,376	(13,076)	1,300			0.0 %
156187	HAWAII ST COMM/STATUS WOMEN		231		231			0.0 %
156302	WKFORCE INVESTMENT ACT DWP		9,857	(16,612)	(6,755)			0.0 %
156305	WKFORCE INVESTM'T ACT ADULT		11,564	(11,556)	8			0.0 %
156308	HTA PRODUCT ENRICHMENT CY14		52,156	(25,131)	27,026		(1)	(0)%
166122	COQUI FROG ERADCTN ACT51 SLH04		80,000	(99,996)	(19,996)			0.0 %
166785	HAWAII ST COMM/STATUS WOMEN		2,739		2,013		726	26.5 %
166810	WKFORCE INNOVATN OPPORTUNITY		183,757		53,419	113,599	16,739	9.1 %
166816	HTA PRODUCT ENRICHMENT CY16		256,572		201,575	53,400	1,597	0.6 %
166817	WIOA ADULT&DISLOCATED WORKER		348,512		257,560	33,700	57,252	16.4 %
166818	WIOA ADMIN PY2015		8,431		4,401		4,030	47.8 %
166819	INNOVATE HAWAII		10,000		10,000			0.0 %
166862	HAWAII STATE ENERGY			10,000	10,000			0.0 %
176187	MADE IN MAUI COUNTY FESTIVAL			8,500			8,500	100.0 %
176810	WIOA YOUTH ACTIVITIES			191,553	1,155	500	189,898	99.1 %
176816	HTA COUNTY PRODUCT ENRICHMENT			70,000			70,000	100.0 %
176817	WIOA ADULT PROGRAM			182,339		500	181,839	99.7 %
176818	WIOA ADMIN PY2016			58,409	46,430		11,979	20.5 %
176821	WIOA DISLOCATED WORKER			151,808		500	151,308	99.7 %
<b>032</b>	<b>* MAYORS OFFICE STATE GRANTS</b>		<b>1,065,152</b>	<b>506,238</b>	<b>588,419</b>	<b>213,286</b>	<b>769,685</b>	<b>49.0 %</b>
126006	THE MAUI FARM REHABILITATION		5,222	(5,222)				-
126008	IAO HOUSE REHABILITATION			5,222			5,222	100.0 %
136106	THE MAUI FARM REHABILITATION		1,707	(1,707)				-
136107	IAO HOUSE REHABILITATION			1,707			1,707	100.0 %
146336	WHW EMERGENCY SHELTER REHAB			128,226		128,226		0.0 %
146342	HANA LANDFILL WATER TRUCK		1,432	(1,432)				-
146343	WOMEN HELPING WOMEN DOM VIOLEN		72,431		58,271	14,160		0.0 %

**County of Maui**  
**Statement of Appropriations and Expenditures**  
**Grant Programs**  
**Fiscal Year Ending 6/30/2017 - as of 3/31/2017**

Index		Prior Year	Amended	Year	Current		% of	
* Program	** Fund	*** Department	Encumbrance / Carryover	Budget / Lapses	to Date Expended	Encumbrance 03/31/2017	Balance Available	Budget Available
146344	NA PU`UWAI ADULT DAY CARE EXP		110,000	(110,000)		-		-
146346	CDBG PROGRAM ADMIN FY2014		5		5			0.0 %
146347	KHAKO RENEWAL PRJ PH-1		108,899		88,403	20,497		0.0 %
156340	LANAI ER INCIDENT RESP VEHICLE		21,800	(21,800)				-
156342	IAO HOUSE REHABILITATION		17,500			17,500		0.0 %
156343	IAO HOUSE REHABILITATION			21,800			21,800	100.0 %
156346	CDBG PROGRAM ADMIN FY15		91				91	100.0 %
166811	HO'OLEHUA PUMPER		900,000		898,447		1,553	0.2 %
166812	IAO HOUSE REHABILITATION			47,959			47,959	100.0 %
166813	LCHC NEW FACILITY		499,226	(137,953)			361,273	100.0 %
166814	WHW EMERGENCY SHELTER REHAB			89,994		89,994		0.0 %
166815	CDBG PROGRAM ADMIN FY16		18,589		16,802	81	1,706	9.2 %
176062	HOUSING REHAB LOAN PROJECT INC		13,093	(1,126)			11,967	100.0 %
176803	MEO MOLOKAI SHUTTLE SVC BUS B			141,100		141,100		0.0 %
176806	MEO MOLOKAI SHUTTLE SVC BUS A			118,579		118,579		0.0 %
176808	LAHAINA SURF PRESERVATION			203,893		203,893		0.0 %
176811	THE MAUI FARM REHABILITATION			287,576		287,576		0.0 %
176812	KHAKO STAIRCASE SAFETY			386,775		386,775		0.0 %
176814	CAMERON CTR REHAB & IMPRVMT			247,030		247,030		0.0 %
176815	CDBG PROGRAM ADMIN FY17			346,238	204,261	1,027	140,950	40.7 %
<b>035</b>	<b>* HUD - CDBG GRANTS</b>		<b>1,769,995</b>	<b>1,746,859</b>	<b>1,266,189</b>	<b>1,656,438</b>	<b>594,228</b>	<b>16.9 %</b>
<b>Fund</b>	<b>** SPECIAL REVENUE FUND</b>		<b>2,835,147</b>	<b>2,253,097</b>	<b>1,854,608</b>	<b>1,869,724</b>	<b>1,363,913</b>	<b>26.8 %</b>
<b>Dept</b>	<b>*** Office of the Mayor</b>		<b>2,835,147</b>	<b>2,253,097</b>	<b>1,854,608</b>	<b>1,869,724</b>	<b>1,363,913</b>	<b>26.8 %</b>
<b>Management</b>								
136801	DELL ONLINE SELF-DISPATCH PRG		12,000				12,000	100.0 %
166802	HI INTEGRATED JUSTICE IS PRG		160				160	100.0 %
<b>065</b>	<b>* MANAGEMENT INFORMATION SYSTEMS</b>		<b>12,160</b>	<b>0</b>	<b>0</b>	<b>0</b>	<b>12,160</b>	<b>100.0 %</b>
<b>Fund</b>	<b>** SPECIAL REVENUE FUND</b>		<b>12,160</b>	<b>0</b>	<b>0</b>	<b>0</b>	<b>12,160</b>	<b>100.0 %</b>
<b>Dept</b>	<b>*** Management</b>		<b>12,160</b>	<b>0</b>	<b>0</b>	<b>0</b>	<b>12,160</b>	<b>100.0 %</b>

**County of Maui**  
**Statement of Appropriations and Expenditures**  
**Grant Programs**  
**Fiscal Year Ending 6/30/2017 - as of 3/31/2017**

Index		Prior Year	Amended	Year	Current	Balance	% of	
* Program	** Fund	*** Department	Encumbrance / Carryover	Budget / Lapses	to Date Expended	Encumbrance 03/31/2017	Available	Budget Available
<b>Prosecuting Attorney</b>								
156625		JUSTICE REINVEST INITIATIVE	12,905				12,905	100.0 %
166871		VICTIM/WITNESS ASSISTANCE PRG	13,355		6,867		6,488	48.6 %
166877		SOH GRANT-IN-AID	101,148		70,146		31,002	30.7 %
176871		VICTIM/WITNESS ASSISTANCE PRG		61,621	46,177		15,444	25.1 %
176872		CAREER CRIMINAL PROGRAM		137,499	129,907		7,592	5.5 %
<b>081</b>	<b>*</b>	<b>PROSECTORS STATE GRANTS</b>	<b>127,408</b>	<b>199,120</b>	<b>253,097</b>	<b>0</b>	<b>73,431</b>	<b>22.5 %</b>
156608		E BYRNE MEMORIAL JAG FY15	57,488				57,488	100.0 %
156623		HIGHWAY SAFETY GRANT	1,052	(478)	574			0.0 %
166835		SPCL NEEDS ADVOCACY PRG	80,642	(77,435)	3,207			0.0 %
166836		ASSET FORFEITURES PROGRAM	39,055		29,844		9,211	23.6 %
166873		DEFENDANT/WITNESS TRIAL PRG	79,368		15,183	938	63,247	79.7 %
166874		PROSECUTORS TRAINING PRG	50,000				50,000	100.0 %
166875		HIGHWAY SAFETY/IMPAIRED DRVG	7,012	2,000	6,198		2,814	31.2 %
166876		HIGHWAY SAFETY/TRAFFIC RECORDS	3,817	6,625	5,938		4,504	43.1 %
176835		SPCL NEEDS ADVOCACY PRG		312,000	174,284	51,018	86,698	27.8 %
176860		SPCL NEEDS ADVOC SUPPLEMENTAL		692,175	1,794	6,964	683,417	98.7 %
176878		DPA 2017 TRAFFIC RECORDS		7,005			7,005	100.0 %
176879		DOMESTIC VIOLENCE INVESTIGATIO		53,382	52,577		805	1.5 %
<b>082</b>	<b>*</b>	<b>PROSECUTORS SH/FEDERAL GRANTS</b>	<b>318,434</b>	<b>995,274</b>	<b>289,599</b>	<b>58,920</b>	<b>965,189</b>	<b>73.5 %</b>
<b>Fund</b>	<b>**</b>	<b>SPECIAL REVENUE FUND</b>	<b>445,842</b>	<b>1,194,394</b>	<b>542,696</b>	<b>58,920</b>	<b>1,038,620</b>	<b>63.3 %</b>
<b>Dept</b>	<b>***</b>	<b>Prosecuting Attorney</b>	<b>445,842</b>	<b>1,194,394</b>	<b>542,696</b>	<b>58,920</b>	<b>1,038,620</b>	<b>63.3 %</b>
<b>Finance</b>								
166724		STATE DISABILITY & COMM	11,504	(11,504)				-
166727		STATE IDENTIFICATION PROGRAM	577		445		132	22.9 %
176724		STATE DISABILITY & COMM		11,504			11,504	100.0 %
176725		COMML DRIVER'S LICENSE FY17		541,007	367,151	861	172,995	32.0 %
176726		PERIODIC MTR VEH INSPTN FY17		447,728	342,471		105,257	23.5 %
176727		STATE IDENTIFICATION PROGRAM		197,005	148,321		48,684	24.7 %
176728		STATE MOTOR VEH REGISTRATION		342,073	236,474		105,599	30.9 %

**County of Maui**  
**Statement of Appropriations and Expenditures**  
**Grant Programs**  
**Fiscal Year Ending 6/30/2017 - as of 3/31/2017**

Index * Program ** Fund *** Department	Prior Year Encumbrance / Carryover	Amended Budget / Lapses	Year to Date Expended	Current Encumbrance 03/31/2017	Balance Available	% of Budget Available
<b>150 * MOTOR VEHICLE/LICENSE PROGRAM</b>	<b>12,081</b>	<b>1,527,813</b>	<b>1,094,862</b>	<b>861</b>	<b>444,171</b>	<b>28.8 %</b>
<b>Fund ** SPECIAL REVENUE FUND</b>	<b>12,081</b>	<b>1,527,813</b>	<b>1,094,862</b>	<b>861</b>	<b>444,171</b>	<b>28.8 %</b>
<b>Dept *** Finance</b>	<b>12,081</b>	<b>1,527,813</b>	<b>1,094,862</b>	<b>861</b>	<b>444,171</b>	<b>28.8 %</b>
<b>Planning</b>						
106205 EDA ECONOMIC ADJUSTMNT ASSTNCE	1,200,000				1,200,000	100.0 %
<b>190 * PLANNING PROGRAM</b>	<b>1,200,000</b>	<b>0</b>	<b>0</b>	<b>0</b>	<b>1,200,000</b>	<b>100.0 %</b>
136258 COASTAL ZONE MANAGEMENT PRG	25,436				25,436	100.0 %
156802 CERTIFIED LOCAL GOVT PRG	22,500		8,677		13,823	61.4 %
166801 COASTAL ZONE MANAGEMENT FY16	153,849	(9,517)	144,332			0.0 %
176801 COASTAL ZONE MANAGEMENT FY17		373,276	160,996		212,280	56.9 %
<b>195 * PLANNING -STATE GRANTS</b>	<b>201,785</b>	<b>363,759</b>	<b>314,005</b>	<b>0</b>	<b>251,539</b>	<b>44.5 %</b>
<b>Fund ** SPECIAL REVENUE FUND</b>	<b>1,401,785</b>	<b>363,759</b>	<b>314,005</b>	<b>0</b>	<b>1,451,539</b>	<b>82.2 %</b>
<b>Dept *** Planning</b>	<b>1,401,785</b>	<b>363,759</b>	<b>314,005</b>	<b>0</b>	<b>1,451,539</b>	<b>82.2 %</b>
<b>Police</b>						
166829 HC&S COMMUNITY INITIATIVE		3,000			3,000	100.0 %
<b>260 * POLICE ADMINISTRATION PROGRAM</b>	<b>0</b>	<b>3,000</b>	<b>0</b>	<b>0</b>	<b>3,000</b>	<b>100.0 %</b>
126365 FED EQT/SHARING FORFEITURE POL	864				864	100.0 %
136365 FED EQT/SHARING FORFEITURE POL	135				135	100.0 %
196365 FED.JUSTICE POLICE FORFEITURES	19,047	263,132	177,834	77,848	26,497	9.4 %
<b>262 * POLICE FORFEITURES</b>	<b>20,046</b>	<b>263,132</b>	<b>177,834</b>	<b>77,848</b>	<b>27,496</b>	<b>9.7 %</b>
126550 MARIJUANA ERADICATION DEA 2002	1,035				1,035	100.0 %
136910 HI INTRAGENCY MOBLE POLICE 02	2,507				2,507	100.0 %
146550 MARIJUANA ERADCTN DEA 2003-51	5,932				5,932	100.0 %
146553 DOMESTIC CANNABIS DEA 2004-53	12,939	(12,939)				-
156910 HI INTERAGNCY MOBILE POLICE03	4,279				4,279	100.0 %
166844 HIGH INTENSITY DRUG TRAFFICKIN	11,368	19,500	30,868			0.0 %
166846 E BYRNE MEMORIAL JAG	78,309				78,309	100.0 %
166856 DRUG ENFORCEMENT AGENCY	62,946		62,946			0.0 %

**County of Maui**  
**Statement of Appropriations and Expenditures**  
**Grant Programs**  
**Fiscal Year Ending 6/30/2017 - as of 3/31/2017**

Index		Prior Year	Amended	Year	Current	Balance	% of	
* Program	** Fund	*** Department	Encumbrance / Carryover	Budget / Lapses	to Date Expended	Encumbrance 03/31/2017	Available	Budget Available
176844				124,175	69,237		54,938	44.2 %
176854				115,978			115,978	100.0 %
<b>263</b>	<b>*</b>	<b>POLICE FEDERAL GRANTS</b>	<b>179,315</b>	<b>246,714</b>	<b>163,051</b>	<b>0</b>	<b>262,978</b>	<b>61.7 %</b>
126340		PROHIBITING ALCOHOL SALES TO M	4,315	(4,414)	(99)			0.0 %
126908		TRAINING GRANTS-SOH VARIOUS	252,387				252,387	100.0 %
136301		STATE E911 WIRELESS COMMISSIO	118,070			105,769	12,301	10.4 %
136902		TRAINING GRANTS FY2013	72,776				72,776	100.0 %
146026		TRAINING GRANTS FY2014	72,125				72,125	100.0 %
156024		TRAINING GRANTS FY2015	91,999				91,999	100.0 %
156030		STATE E911 WIRELESS COMMISSION	174,382				174,382	100.0 %
156035		PROHIBIT TOBACCO SALES TO M	5,324	(5,324)				-
166830		STATE E911 WIRELESS COMMISSION	376,891		36,079	710	340,102	90.2 %
166831		TRAINING GRANTS FY2016	75,989		(3,212)		79,201	104.2 %
166832		911 EMS DISPATCH COMMUNICATION	22,351	(7,176)	15,175			0.0 %
166834		KALO PROGRAM	438		438			0.0 %
176832		911 EMS DISPATCH COMMUNICATION		376,866	269,980		106,886	28.4 %
176834		KALO PROGRAM		89,000	43,079	596	45,325	50.9 %
176846		STATE E911 WIRELESS COMMISSION		2,600,000	636,537	941,405	1,022,058	39.3 %
176852		PROHIBIT TOBACCO SALES TO M		8,000	3,716		4,284	53.6 %
<b>264</b>	<b>*</b>	<b>POLICE STATE GRANTS</b>	<b>1,267,047</b>	<b>3,056,952</b>	<b>1,001,693</b>	<b>1,048,480</b>	<b>2,273,826</b>	<b>52.6 %</b>
136900		PUBLIC HSG DRUG ELIMTN RSS0301	6,364				6,364	100.0 %
146045		VIOLENCE AGAINST WOMEN ACT	10,997		8,884		2,113	19.2 %
166509		POLICE AGAINST STREET SALES06	423				423	100.0 %
166833		DOMESTIC VIOLENCE:STRANGULATIO	32,393		11,972		20,421	63.0 %
166837		MPD TRAFFIC SERVICES	5,922				5,922	100.0 %
166838		MPD TRAFFIC DATA RECORDS	17,358		7,607		9,751	56.2 %
166839		MPD SPEED ENFORCEMENT	43,773		35,005		8,768	20.0 %
166840		MPD ROADBLOCK PROGRAM	195,646		147,777		47,868	24.5 %
166841		DISTRACTED DRIVING ENFORCEMENT	6,198		2,740		3,458	55.8 %
166843		MPD SEAT BELT PROGRAM	93,715		11,458		82,257	87.8 %
166845		MPD CHILD RESTRAINT PRG	58,752		10,324		48,428	82.4 %

**County of Maui**  
**Statement of Appropriations and Expenditures**  
**Grant Programs**  
**Fiscal Year Ending 6/30/2017 - as of 3/31/2017**

Index		Prior Year	Amended	Year	Current	Balance	% of	
* Program	** Fund	*** Department	Encumbrance / Carryover	Budget / Lapses	to Date Expended	Encumbrance 03/31/2017	Available	Budget Available
166847	HAWAII NARCOTICS TASK FORCE		25,147		24,984		163	0.6 %
166848	SW MARIJUANA ERADICATION		35,463		34,378		1,085	3.1 %
166849	BODY WORN CAMERA IMPL PRJ		109,191	37,500			146,691	100.0 %
166855	SEX ASSAULT		52,878		23,238		29,640	56.1 %
166857	POSITIVE OUTREACH INTERVENTION		74,615		53,813	219	20,583	27.6 %
166858	PC FORENSIC SCIENCES IMPRV ACT		7,410		7,410			0.0 %
176837	MPD TRAFFIC SERVICES			90,012	17,153		72,859	80.9 %
176838	MPD TRAFFIC DATA RECORDS			86,215	13,996		72,219	83.8 %
176839	MPD SPEED ENFORCEMENT			147,690	31,254		116,436	78.8 %
176840	MPD ROADBLOCK PROGRAM			355,021	45,828		309,193	87.1 %
176841	DISTRACTED DRIVING ENFORCEMENT			57,601	3,998		53,603	93.1 %
176842	HAWAII NARCOTICS TASK FORCE			23,897	265		23,632	98.9 %
176843	MPD SEAT BELT PROGRAM			112,170	3,359		108,811	97.0 %
176845	MPD CHILD RESTRAINT PRG			72,100	9,636	1,100	61,364	85.1 %
176848	SW MARIJUANA ERADICATION			35,501			35,501	100.0 %
176857	POSITIVE OUTREACH INTERVENTION			85,263			85,263	100.0 %
<b>265</b>	<b>* POLICE STATE/FEDERAL GRANTS</b>		<b>776,245</b>	<b>1,102,970</b>	<b>505,079</b>	<b>1,319</b>	<b>1,372,816</b>	<b>73.1 %</b>
<b>Fund</b>	<b>** SPECIAL REVENUE FUND</b>		<b>2,242,653</b>	<b>4,672,768</b>	<b>1,847,657</b>	<b>1,127,647</b>	<b>3,940,116</b>	<b>57.0 %</b>
<b>Dept</b>	<b>*** Police</b>		<b>2,242,653</b>	<b>4,672,768</b>	<b>1,847,657</b>	<b>1,127,647</b>	<b>3,940,116</b>	<b>57.0 %</b>
<b>Fire and Public Safety</b>								
106033	VOLUNTEER FIRE ASSTNCE DLNR10		180		180			0.0 %
106047	EMS (FIRE)TRAINING (PVT)IAAI		1,276	12	1,288			0.0 %
106049	FIRE/LEPC (DOH) HMEP		9,315		7,576		1,739	18.7 %
116033	VOLUNTEER FIRE ASSTNCE DLNR11		1,432				1,432	100.0 %
116046	MFD EQUIPMENT PURCHASE EMO1-04		163		163			0.0 %
116047	PRIVATE DONATIONS-FIRE DEPT		20,200				20,200	100.0 %
116090	HAZARDOUS MATRLS(HMEP) GRNT11		147,618				147,618	100.0 %
146049	WELLNESS/FITNESS FIRE ACT GRNT		1,000				1,000	100.0 %
146104	NHTSA MFD PNEUMATIC STRUTS		153				153	100.0 %
156055	FIRE SAFETY HSE-EMW2003FP01732		3,452		3,452			0.0 %



County of Maui  
Statement of Appropriations and Expenditures  
Grant Programs  
Fiscal Year Ending 6/30/2017 - as of 3/31/2017

Index		Prior Year	Amended	Year	Current	Balance	% of	
* Program	** Fund	*** Department	Encumbrance / Carryover	Budget / Lapses	to Date Expended	Encumbrance 03/31/2017	Available	Budget Available
166057	FIRE INOPERABILITY GRT	FE15141	96				96	100.0 %
166731	VOL FIRE ASSISTANCE GRANT	FY16	10,000				10,000	100.0 %
166732	LOWALU FIRE BRK COMP	WUI	3,288				3,288	100.0 %
176733	FY15 ASSISTANCE TO FIR	GRANTS		527,046			527,046	100.0 %
186033	USDA RURAL 1ST RESPNDR	LANAI	9,083				9,083	100.0 %
186034	USDA RURAL 1ST RESPNDR	MOLOKAI	3,548				3,548	100.0 %
196050	FIRE TRAINING GRANT (CHEVRON)			3,548	3,548			0.0 %
196051	FIREFIGHTERS CHARTABLE	FNDATN	550				550	100.0 %
196055	FEMA FIRE TRAINING FUNDS		10,084		4,849		5,235	51.9 %
<b>220</b>	<b>* FIRE CONTROL ADMIN/MAINT</b>	<b>PROG</b>	<b>221,438</b>	<b>530,606</b>	<b>21,056</b>	<b>0</b>	<b>730,988</b>	<b>97.2 %</b>
126057	FEMA-1967-DR-HI-TSUNAMI	MFD	16,631				16,631	100.0 %
<b>240</b>	<b>* FIRE RESCUE OPERATIONS</b>	<b>PROGRAM</b>	<b>16,631</b>	<b>0</b>	<b>0</b>	<b>0</b>	<b>16,631</b>	<b>100.0 %</b>
176820	MAKENA LIFEGUARD SERVICES			606,469	419,757		186,711	30.8 %
<b>252</b>	<b>* OCEAN SAFETY PROGRAM</b>		<b>0</b>	<b>606,469</b>	<b>419,757</b>	<b>0</b>	<b>186,711</b>	<b>30.8 %</b>
<b>Fund **</b>	<b>SPECIAL REVENUE FUND</b>		<b>238,069</b>	<b>1,137,075</b>	<b>440,813</b>	<b>0</b>	<b>934,330</b>	<b>67.9 %</b>
<b>Dept ***</b>	<b>Fire and Public Safety</b>		<b>238,069</b>	<b>1,137,075</b>	<b>440,813</b>	<b>0</b>	<b>934,330</b>	<b>67.9 %</b>
<b>Civil Defense</b>								
126051	FFY11 STATEWIDE OUTREACH/CCP		9,788				9,788	100.0 %
126053	FFY11 ST HOMELAND SECURITY PRG		11,280				11,280	100.0 %
126054	DISASTER PREPAREDNESS TRAIN-TH		19,957				19,957	100.0 %
136056	INTEROPERABLE ER COMMUNICATION		19,000				19,000	100.0 %
136058	EMERGENCY MGT PERFORMANCE GRT		85,000				85,000	100.0 %
156201	ST HOMELAND SECURITY		274,250	394	274,643			0.0 %
156203	CITIZENS CORPS PRG		1,440	(1,440)				-
166702	ST HOMELAND SECURITY		609,185		148,948	199,949	260,288	42.7 %
176701	EMERGENCY MGT PERFORMANCE GRT			100,000	22,391		77,609	77.6 %
176702	ST HOMELAND SECURITY			589,800			589,800	100.0 %
<b>210</b>	<b>* CIVIL DEFENSE PROGRAM</b>		<b>1,029,900</b>	<b>688,754</b>	<b>445,982</b>	<b>199,949</b>	<b>1,072,722</b>	<b>62.4 %</b>
<b>Fund **</b>	<b>SPECIAL REVENUE FUND</b>		<b>1,029,900</b>	<b>688,754</b>	<b>445,982</b>	<b>199,949</b>	<b>1,072,722</b>	<b>62.4 %</b>

**County of Maui**  
**Statement of Appropriations and Expenditures**  
**Grant Programs**  
**Fiscal Year Ending 6/30/2017 - as of 3/31/2017**

Index * Program ** Fund *** Department	Prior Year Encumbrance / Carryover	Amended Budget / Lapses	Year to Date Expended	Current Encumbrance 03/31/2017	Balance Available	% of Budget Available
<b>Dept *** Civil Defense</b>	<b>1,029,900</b>	<b>688,754</b>	<b>445,982</b>	<b>199,949</b>	<b>1,072,722</b>	<b>62.4 %</b>
<b>Housing and Human Concerns</b>						
116718 HOME FFY10 ADMINISTRATION	436	(430)			6	100.0 %
126735 HOME FFY11 ADMINISTRATION	1,395	(1,395)				-
137731 SEC 8 HSG ADMIN PRG FY2013	45			45		0.0 %
147481 SEC 8 HOUSING ADMIN FY2014	198,283			148	198,135	99.9 %
156447 HOME FFY14 KULAMALU REPRG	21,161		21,161			0.0 %
156449 HOME FFY14 ADMINISTRATION	105,534	12,788	35,465	9,728	73,129	61.8 %
156450 HOME FFY14 KULAMALU AH PRJ	1,944,612		1,322,370	622,243		0.0 %
157481 SEC 8 HOUSING ADMIN FY15	1,417			1,417		0.0 %
166714 HOME FFY04 ADMINISTRATION	53	(53)				-
167480 SEC 8 HOUSING VOUCHER FY16	429,366	(19,436)	(689)		410,619	100.2 %
167481 SEC 8 HOUSING ADMIN FY16	145,930		157	3,522	142,251	97.5 %
167482 FSS COORDINATOR GRANT	40,043		15,664		24,379	60.9 %
177480 SEC 8 HOUSING VOUCHER FY17		18,140,258	15,061,487		3,078,771	17.0 %
177481 SEC 8 HOUSING ADMIN FY17		1,537,024	1,038,746	69,171	429,106	27.9 %
177712 SEC.8 FAMILY SELF-SUFFICIENT	84,158	26,067			110,225	100.0 %
196718 HOME FFY08 ADMINISTRATION	1,614	(1,614)			1	-
197741 SEC8 HSG ASST PYMTS(HAP)-NRA	354,605				354,605	100.0 %
197751 SEC8 HSG ASST PYMTS(ADM)-NRA	1,075,584				1,075,584	100.0 %
<b>310 * HOUSING PROGRAM</b>	<b>4,404,236</b>	<b>19,693,209</b>	<b>17,494,361</b>	<b>706,274</b>	<b>5,896,811</b>	<b>24.5 %</b>
116224 HI MENTL HLTH TRNSFRM SIG	24,000				24,000	100.0 %
116602 AGING/DSABLTY RSRC CTR 2010N	4,876	(4,246)	630			0.0 %
116608 ARRA09 HEALTHY AGING PARTNRSHP	511		511			0.0 %
116613 AGING TIII DHHS FY11 MA201103	190			190		0.0 %
116614 ELDER ABUSE RELATED SVCS FY11	3,664		3,664			0.0 %
116647 EOA/DOH MA.KC.FB10-11.A FY11	3,339		3,339			0.0 %
126602 AGING/DSABLTY RSRC CTR 2010N	8,684				8,684	100.0 %
126609 ARRA09 HEALTHY AGING PARTNRSH	2,260		2,260			0.0 %
126613 AGING TIII DHHS FY12	486		486			0.0 %

**County of Maui**  
**Statement of Appropriations and Expenditures**  
**Grant Programs**  
**Fiscal Year Ending 6/30/2017 - as of 3/31/2017**

Index		Prior Year	Amended	Year	Current	Balance	% of	
* Program	** Fund	*** Department	Encumbrance / Carryover	Budget / Lapses	to Date Expended	Encumbrance 03/31/2017	Available	Budget Available
126643		MENTAL HEALTH TRANSFORM GRT	16				16	100.0 %
136613		AGING TITLE III PROGRAMS	659		659			0.0 %
136647		KUPUNA CARE PROGRAM	203		203			0.0 %
146402		ELDER ABUSE PREVENTION SF14	1				1	100.0 %
146428		CARE TRANSITIONS PROGRAM	183,162	(177,324)	5,838			0.0 %
156401		KUPUNA CARE PROGRAM	1		1			0.0 %
156402		ELDER ABUSE PREVENTION SY15	12,804		12,804			0.0 %
156427		AGING TITLE III PRGS	30,213		9,757	12,944	7,512	24.9 %
156429		AGING & DISABILITY RESOURCE	368,901	306,861	257,928	30,706	387,130	57.3 %
156431		PRIVATE DONATION/MATSON	1,000				1,000	100.0 %
156433		VOLUNTARY CONTRIBUTIONS	20,000				20,000	100.0 %
156440		HEALTHY AGING PARTNERSHIP	152,987		119,498	3,635	29,854	19.5 %
156443		HEALTHY AGING VOL CONTRIB	4,874	17,773	6,796		15,851	70.0 %
166741		KUPUNA CARE PROGRAM	257,061		140,772		116,290	45.2 %
166769		AGING TITLE III PRGS	306,164	1,842	286,952		21,053	6.8 %
166770		KUPUNA CARE VOL CONTRIB	200				200	100.0 %
166772		NUTRITION SVCS INCENTIVE	88,347	292	88,347		292	0.3 %
166773		ELDER ABUSE PREVENTION SY16	26,492		7,323	18,500	669	2.5 %
176741		KUPUNA CARE PROGRAM		1,026,589	276,990	263,706	485,893	47.3 %
176769		AGING TITLE III PRGS		743,889	202,364	87,837	453,688	61.0 %
176773		ELDER ABUSE PREVENTION SY17		26,492			26,492	100.0 %
<b>316</b>		<b>* AGING STATE/FEDERAL/PVT GRANTS</b>	<b>1,501,095</b>	<b>1,942,168</b>	<b>1,427,122</b>	<b>417,518</b>	<b>1,598,625</b>	<b>46.4 %</b>
166774		STRATEGIC PREVENTION FRAMEWRK	110,000	110,000	16,671	143,366	59,963	27.3 %
<b>318</b>		<b>* HUMAN CONCERNS STATE/FEDERAL</b>	<b>110,000</b>	<b>110,000</b>	<b>16,671</b>	<b>143,366</b>	<b>59,963</b>	<b>27.3 %</b>
116752		I&A OUTREACH AGING 00/01	597		597			0.0 %
126605		RSVP 2002 DVSA 61523 P74-4101		(1,730)	(1,730)			0.0 %
126738		MSC LEISURE FY2012	30,488	135	6,806	8,289	15,528	50.7 %
136738		LEISURE ACTIVITIES FY13	3,532		3,532			0.0 %
146405		LEISURE ACTIVITIES FY14	51,203				51,203	100.0 %
156405		LEISURE ACTIVITIES FY15	67,421		2,304	16,759	48,358	71.7 %
166757		A&B KOKUA GIVING CONTRIB	9,611		9,611			0.0 %

**County of Maui**  
**Statement of Appropriations and Expenditures**  
**Grant Programs**  
**Fiscal Year Ending 6/30/2017 - as of 3/31/2017**

Index		Prior Year	Amended	Year	Current	Balance	% of	
* Program	** Fund	*** Department	Encumbrance / Carryover	Budget / Lapses	to Date Expended	Encumbrance 03/31/2017	Available	Budget Available
166759	CONGREGATE MEALS NSIP FY16		42,822		42,822			0.0 %
166761	HOME DELIVERED MEALS NSIP FY16		45,525		45,525			0.0 %
166763	LEISURE ACTIVITIES FY16		102,215	(10,793)	5,705		85,717	93.8 %
166768	MATSON FOUNDATION CONTRIB		2,000				2,000	100.0 %
166771	RSVP RETIRED & SR VOL PRG		53,995	3,500	54,311	1,296	1,888	3.3 %
176738	MSC LEISURE ACTIVITY FY07		2,557		2,557			0.0 %
176757	ELDERLY LUNCH-A&B KOKUA			20,000	9,513		10,487	52.4 %
176758	ASSTD TRANSPORT PVT CONTRIB			20,232	11,104		9,128	45.1 %
176760	CONGREGATE MLS PVT DONATION			128,394	61,001		67,393	52.5 %
176762	HOME DEL MEALS PVT DONATION			86,480	65,667		20,813	24.1 %
176763	LEISURE ACTIVITIES FY17			122,202	13,417		108,785	89.0 %
176764	ASSIST TRANSPORT-KUPUNA			192,906	90,244		102,662	53.2 %
176765	CONGREGATE MEALS TITTLE III			135,276	99,809		35,467	26.2 %
176766	HOME DELIVERED MEALS KUPUNA			92,334	92,334			0.0 %
176767	HOME DELIVERED MLS TITLE III			132,000	89,935		42,065	31.9 %
176771	RSVP RETIRED & SR VOL PRG			65,850			65,850	100.0 %
186751	ASSISTED TRANSPORTN SH POS08		33,771				33,771	100.0 %
<b>325</b>	<b>* H/C SENIOR SERVICES DIVISION</b>		<b>445,737</b>	<b>986,786</b>	<b>705,064</b>	<b>26,344</b>	<b>701,115</b>	<b>48.9 %</b>
<b>Fund</b>	<b>** SPECIAL REVENUE FUND</b>		<b>6,461,068</b>	<b>22,732,163</b>	<b>19,643,218</b>	<b>1,293,502</b>	<b>8,256,514</b>	<b>28.3 %</b>
<b>Dept</b>	<b>*** Housing and Human Concerns</b>		<b>6,461,068</b>	<b>22,732,163</b>	<b>19,643,218</b>	<b>1,293,502</b>	<b>8,256,514</b>	<b>28.3 %</b>
<b>Parks and Recreation</b>								
116213	ST/HI WM STDM PA SYS SLH2010		145,000				145,000	100.0 %
126218	ST/HI NAHIKU COMMUNITY CENTER		250,000			250,000		0.0 %
146508	WAR MEMORIAL STADIUM		829,855				829,855	100.0 %
156503	MAKENA LIFEGUARD SERVICES		87				87	100.0 %
166795	PLAY & LEARN SESSIONS (PALS)		26,004				26,004	100.0 %
166820	MAKENA LIFEGUARD SERVICES		288,510			6,294	282,216	97.8 %
176795	PLAY & LEARN SESSIONS (PALS)			100,000	75,216		24,784	24.8 %
<b>361</b>	<b>* PARKS STATE GRANTS</b>		<b>1,539,456</b>	<b>100,000</b>	<b>75,216</b>	<b>256,294</b>	<b>1,307,946</b>	<b>79.8 %</b>
<b>Fund</b>	<b>** SPECIAL REVENUE FUND</b>		<b>1,539,456</b>	<b>100,000</b>	<b>75,216</b>	<b>256,294</b>	<b>1,307,946</b>	<b>79.8 %</b>

County of Maui  
Statement of Appropriations and Expenditures  
Grant Programs  
Fiscal Year Ending 6/30/2017 - as of 3/31/2017

Index * Program ** Fund *** Department	Prior Year Encumbrance / Carryover	Amended Budget / Lapses	Year to Date Expended	Current Encumbrance 03/31/2017	Balance Available	% of Budget Available
<b>Dept *** Parks and Recreation</b>	<b>1,539,456</b>	<b>100,000</b>	<b>75,216</b>	<b>256,294</b>	<b>1,307,946</b>	<b>79.8 %</b>
<b>Public Works</b>						
116502 FHWA PROJS STATE REVIEWS	44,956	10,930	45,338		10,548	18.9 %
146660 FHWA VARIOUS PROJECTS COUNTY	4,769				4,769	100.0 %
<b>442 * DPW STATE/FEDERAL ENGINEERING</b>	<b>49,725</b>	<b>10,930</b>	<b>45,338</b>	<b>0</b>	<b>15,317</b>	<b>25.3 %</b>
<b>Fund ** SPECIAL REVENUE FUND</b>	<b>49,725</b>	<b>10,930</b>	<b>45,338</b>	<b>0</b>	<b>15,317</b>	<b>25.3 %</b>
<b>Dept *** Public Works</b>	<b>49,725</b>	<b>10,930</b>	<b>45,338</b>	<b>0</b>	<b>15,317</b>	<b>25.3 %</b>
<b>Transportation</b>						
126280 FTA RURAL TRNST ASSTNCE FFY12	13,645		483		13,162	96.5 %
136279 FTA#5309 FORMULA FUNDS PRG	1,835,687				1,835,687	100.0 %
136802 FTA5309 LIVABILITY PRG FY13	20,286				20,286	100.0 %
146800 FTA SEC5311 NON-URBANIZED AREA	95,718		95,718			0.0 %
146802 FTA RURAL TRNST ASST - RTAP	1,104				1,104	100.0 %
146804 FTA PLANNING PROGRAM 5305 (e)	2,274				2,274	100.0 %
166906 FTA SEC5305 METROPOLITAN TRANS	200,000		38,240	533	161,227	80.6 %
176908 FTA SEC5339 BUS/BUS FAC FORM		998,734			998,734	100.0 %
176909 FTA SEC5311 NON-URBANIZED		540,000			540,000	100.0 %
176911 FHWA MAUI METRO PLANNING ORG		188,317			188,317	100.0 %
<b>650 * TRANSPORTATION</b>	<b>2,168,714</b>	<b>1,727,051</b>	<b>134,441</b>	<b>533</b>	<b>3,760,791</b>	<b>96.5 %</b>
<b>Fund ** SPECIAL REVENUE FUND</b>	<b>2,168,714</b>	<b>1,727,051</b>	<b>134,441</b>	<b>533</b>	<b>3,760,791</b>	<b>96.5 %</b>
<b>Dept *** Transportation</b>	<b>2,168,714</b>	<b>1,727,051</b>	<b>134,441</b>	<b>533</b>	<b>3,760,791</b>	<b>96.5 %</b>
<b>Environmental Management</b>						
136038 W MAUI RECYCLED WTR SYSTEM EXP	671,000				671,000	100.0 %
146906 HYATT/W MAUI RECYCLED WATER	501,237				501,237	100.0 %
146907 STARWOOD/W MAUI RECYCLED WATER	1,863,840				1,863,840	100.0 %
<b>550 * WASTEWATER ADMIN PROGRAM</b>	<b>3,036,077</b>	<b>0</b>	<b>0</b>	<b>0</b>	<b>3,036,077</b>	<b>100.0 %</b>
116851 GLASS RECOVERY DOH ASO#11-005	3,250				3,250	100.0 %
146903 ELECTRONIC DEVICE RECYCLING		(1)	(1)			0.0 %

**County of Maui**  
**Statement of Appropriations and Expenditures**  
**Grant Programs**  
**Fiscal Year Ending 6/30/2017 - as of 3/31/2017**


Index * Program ** Fund *** Department	Prior Year Encumbrance / Carryover	Amended Budget / Lapses	Year to Date Expended	Current Encumbrance 03/31/2017	Balance Available	% of Budget Available
156854 DEP BEVERAGE CONTAINR DOH-MOL	11,824	(11,824)				-
156900 USED MOTOR OIL COLLECTION FY15	2,208	6,952	9,160			0.0 %
156907 GLASS RECOVERY PROGRAM	49,360	(7,462)	41,898			0.0 %
166709 ADVANCE GLASS DISPOSAL FEE	27,667		27,667			0.0 %
166710 ELECTRONIC DEVICE RECYCLING		(582)	(582)			0.0 %
176886 USED OIL RECOVERY07 ASO06145#2	339	(339)				-
176907 GLASS RECOVERY PROGRAM		99,100	67,770	31,330		0.0 %
<b>625 * SOLIDWASTE STATE FUNDS GLASS</b>	<b>94,648</b>	<b>85,844</b>	<b>145,912</b>	<b>31,330</b>	<b>3,250</b>	<b>1.8 %</b>
<b>Fund ** SPECIAL REVENUE FUND</b>	<b>3,130,725</b>	<b>85,844</b>	<b>145,912</b>	<b>31,330</b>	<b>3,039,327</b>	<b>94.5 %</b>
<b>Dept *** Environmental Management</b>	<b>3,130,725</b>	<b>85,844</b>	<b>145,912</b>	<b>31,330</b>	<b>3,039,327</b>	<b>94.5 %</b>
 <b>Grand Total</b>	 <b>21,567,325</b>	 <b>36,493,648</b>	 <b>26,584,748</b>	 <b>4,838,760</b>	 <b>26,637,466</b>	 <b>45.9 %</b>

---

# III. Expenditures

---

## III.C. Revolving / Special Programs





**County of Maui**  
**Statement of Appropriations and Expenditures**  
**Revolving/Special Program Programs**  
**Fiscal Year Ending 6/30/2017 - as of 3/31/2017**

Index		Prior Year	Amended	Year	Current	Balance	% of	
* Program	** Fund	*** Department	Encumbrance / Carryover	Budget / Lapses	to Date Expended	Encumbrance 03/31/2017	Available	Budget Available
<b>Office of the Mayor</b>								
101400	OPEN SPACE/NAT&CULT	RSRC/SCENC	5,818,917	10,224,500	9,500,000		6,543,417	40.8 %
101402	EMERGENCY FUND		23,796,053	5,910,327	5,000,000		24,706,380	83.2 %
101412	SEPT2016 FLOODING EVENT			5,910,327	3,406,985	1,475,982	1,027,360	17.4 %
<b>030</b>	<b>* OFFICE OF MAYOR ADMIN PROGRAM</b>		<b>29,614,970</b>	<b>22,045,154</b>	<b>17,906,985</b>	<b>1,475,982</b>	<b>32,277,157</b>	<b>62.5 %</b>
101095	RECYCLING GRANT LOAN REVOLVING		127				127	100.0 %
101404	ECONOMIC DEVELOPMENT REVOLVING		20,000				20,000	100.0 %
101405	ECON DEV-UPTOWN SERVICE INC		170,000			170,000		0.0 %
101406	ECON DEV-MAUI INNOVTN GRP INC		15,000		15,000			0.0 %
101408	ECON DEV-AUMAKUA HOLDINS, INC		55,000		55,000			0.0 %
<b>040</b>	<b>* MAYOR ADMIN ECONOMIC DEV PRGMS</b>		<b>260,127</b>	<b>0</b>	<b>70,000</b>	<b>170,000</b>	<b>20,127</b>	<b>7.7 %</b>
<b>Fund **</b>	<b>SPECIAL REVENUE FUND</b>		<b>29,875,097</b>	<b>22,045,154</b>	<b>17,976,985</b>	<b>1,645,982</b>	<b>32,297,284</b>	<b>62.2 %</b>
<b>Dept ***</b>	<b>Office of the Mayor</b>		<b>29,875,097</b>	<b>22,045,154</b>	<b>17,976,985</b>	<b>1,645,982</b>	<b>32,297,284</b>	<b>62.2 %</b>
<b>Finance</b>								
101002	POST-EMPLOYMENT BENEFITS-OPEB		229,831				229,831	100.0 %
<b>170</b>	<b>* COUNTY WIDE COSTS PROGRAM</b>		<b>229,831</b>	<b>0</b>	<b>0</b>	<b>0</b>	<b>229,831</b>	<b>100.0 %</b>
<b>Fund **</b>	<b>SPECIAL REVENUE FUND</b>		<b>229,831</b>	<b>0</b>	<b>0</b>	<b>0</b>	<b>229,831</b>	<b>100.0 %</b>
<b>Dept ***</b>	<b>Finance</b>		<b>229,831</b>	<b>0</b>	<b>0</b>	<b>0</b>	<b>229,831</b>	<b>100.0 %</b>
<b>Police</b>								
101060	ALARM SYSTEM REVOLVING FUND			53,760	18,088		35,672	66.4 %
<b>280</b>	<b>* UNIFORMED PATROL SERVICES PROG</b>		<b>0</b>	<b>53,760</b>	<b>18,088</b>	<b>0</b>	<b>35,672</b>	<b>66.4 %</b>
<b>Fund **</b>	<b>SPECIAL REVENUE FUND</b>		<b>0</b>	<b>53,760</b>	<b>18,088</b>	<b>0</b>	<b>35,672</b>	<b>66.4 %</b>
<b>Dept ***</b>	<b>Police</b>		<b>0</b>	<b>53,760</b>	<b>18,088</b>	<b>0</b>	<b>35,672</b>	<b>66.4 %</b>
<b>Fire and Public Safety</b>								
101063	FIRE HAZARD REMOVAL REVOLVING		3,394				3,394	100.0 %
<b>230</b>	<b>* FIRE CONTROL TRAINING PROGRAM</b>		<b>3,394</b>	<b>0</b>	<b>0</b>	<b>0</b>	<b>3,394</b>	<b>100.0 %</b>
101075	FIRE PLAN REVIEW FEES		682,245		3,859		678,386	99.4 %

**County of Maui**  
**Statement of Appropriations and Expenditures**  
**Revolving/Special Program Programs**  
**Fiscal Year Ending 6/30/2017 - as of 3/31/2017**

Index * Program ** Fund *** Department	Prior Year Encumbrance / Carryover	Amended Budget / Lapses	Year to Date Expended	Current Encumbrance 03/31/2017	Balance Available	% of Budget Available
101075A FIRE PLAN REVIEW FEES SALARIES		235,400	126,967		108,433	46.1 %
101075B FIRE PLAN REVIEW FEES OPERTN	35,579	287,262	113,313		209,529	64.9 %
101075C FIRE PLAN REVIEW FEES EQUIPMNT	36,430		10,081		26,349	72.3 %
<b>250 * FIRE PREVENTION PROGRAM</b>	<b>754,254</b>	<b>522,662</b>	<b>254,220</b>	<b>0</b>	<b>1,022,697</b>	<b>80.1 %</b>
<b>Fund ** SPECIAL REVENUE FUND</b>	<b>757,648</b>	<b>522,662</b>	<b>254,220</b>	<b>0</b>	<b>1,026,091</b>	<b>80.1 %</b>
<b>Dept *** Fire and Public Safety</b>	<b>757,648</b>	<b>522,662</b>	<b>254,220</b>	<b>0</b>	<b>1,026,091</b>	<b>80.1 %</b>
<b>Liquor Control</b>						
101139 LIQUOR EDUCATION FUNDS	355,832	47,510	91,109		312,234	77.4 %
<b>200 * LIQUOR CONTROL GENERAL PROG</b>	<b>355,832</b>	<b>47,510</b>	<b>91,109</b>	<b>0</b>	<b>312,234</b>	<b>77.4 %</b>
<b>Fund ** SPECIAL REVENUE FUND</b>	<b>355,832</b>	<b>47,510</b>	<b>91,109</b>	<b>0</b>	<b>312,234</b>	<b>77.4 %</b>
<b>Dept *** Liquor Control</b>	<b>355,832</b>	<b>47,510</b>	<b>91,109</b>	<b>0</b>	<b>312,234</b>	<b>77.4 %</b>
<b>Housing and Human Concerns</b>						
101025 ANIMAL MANAGEMENT REVOLVING	162,537		4,298		158,239	97.4 %
<b>300 * HSG &amp; HUMAN CONCERNS ADM PROG</b>	<b>162,537</b>	<b>0</b>	<b>4,298</b>	<b>0</b>	<b>158,239</b>	<b>97.4 %</b>
101001 AFFORDABLE HSG FUND-CW	8,859,361	10,713,303	6,337,187	4,972	13,230,506	67.6 %
101004 AFFORDABLE HSG FND-WEST MAUI	3,909,037				3,909,037	100.0 %
101012 AFF HSG FND-901 LWR MN HABITAT			469,696		(469,696)	-
101013 AFFORDABLE HOUSING- KULAMALU	9,149,537		5,026,815	4,122,722		0.0 %
101016 LANAI AHP PHASE I		2,000,000	24,500		1,975,500	98.8 %
101017 KAUNOA SR SVCS LEISURE PRG RF	171,200	260,709	117,536	5,773	308,600	71.5 %
101021 AFFD'LE HSG-NA HALE O MAUI	780,000		780,000			0.0 %
101022 NA HALE O MAUI KAHOMA PRJ		660,000		660,000		0.0 %
101023 ARC OF MAUI GRP HM REHAB PRJ		290,430	126,245	164,185		0.0 %
101027 ALOHA HOUSE CLN & SOBER ACQ		450,000	450,000			0.0 %
101029 HALE MAHAOLU EWALU PH1 PRJ		2,500,000		2,500,000		0.0 %
101030 HOUSING SEC.8 CERTIFICATE	5,735				5,735	100.0 %
101031 HABITAT FOR HM-KAHOMA PRJ		1,500,000	966,161	533,839		0.0 %
101055 HOUSING SEC.8 VOUCHER PROGRAM	17,755				17,755	100.0 %
101089 RENTAL HOUSING REVOLVING	52,775				52,775	100.0 %

**County of Maui**  
**Statement of Appropriations and Expenditures**  
**Revolving/Special Program Programs**  
**Fiscal Year Ending 6/30/2017 - as of 3/31/2017**

Index * Program ** Fund *** Department	Prior Year Encumbrance / Carryover	Amended Budget / Lapses	Year to Date Expended	Current Encumbrance 03/31/2017	Balance Available	% of Budget Available
<b>310 * HOUSING PROGRAM</b>	<b>22,945,400</b>	<b>18,374,442</b>	<b>14,298,140</b>	<b>7,991,491</b>	<b>19,030,212</b>	<b>46.1 %</b>
101246 MOLOKAI AG LOAN PROGRAM	281,838				281,838	100.0 %
<b>320 * HUMAN CONCERNS PROGRAM</b>	<b>281,838</b>	<b>0</b>	<b>0</b>	<b>0</b>	<b>281,838</b>	<b>100.0 %</b>
<b>Fund ** SPECIAL REVENUE FUND</b>	<b>23,389,775</b>	<b>18,374,442</b>	<b>14,302,438</b>	<b>7,991,491</b>	<b>19,470,289</b>	<b>46.6 %</b>
951730 KOMOHANA HALE INVESTMENTS		102,388	102,388			0.0 %
<b>310 * HOUSING PROGRAM</b>	<b>0</b>	<b>102,388</b>	<b>102,388</b>	<b>0</b>	<b>0</b>	<b>0.0 %</b>
<b>Fund ** ENTERPRISE FUND</b>	<b>0</b>	<b>102,388</b>	<b>102,388</b>	<b>0</b>	<b>0</b>	<b>0.0 %</b>
<b>Dept *** Housing and Human Concerns</b>	<b>23,389,775</b>	<b>18,476,830</b>	<b>14,404,826</b>	<b>7,991,491</b>	<b>19,470,289</b>	<b>46.5 %</b>
<b>Parks and Recreation</b>						
101401 OCEAN RECREATIONAL ACTIVITY	428,418	10,400		6,000	432,818	98.6 %
<b>340 * PARKS &amp; REC ADMIN PROG</b>	<b>428,418</b>	<b>10,400</b>	<b>0</b>	<b>6,000</b>	<b>432,818</b>	<b>98.6 %</b>
101113 HWY BEAUT CWD/TREE TRIM PROG	738,153	136,278	107,098	29,999	737,334	84.3 %
<b>350 * PARK MAINTENANCE PROGRAM</b>	<b>738,153</b>	<b>136,278</b>	<b>107,098</b>	<b>29,999</b>	<b>737,334</b>	<b>84.3 %</b>
<b>Fund ** SPECIAL REVENUE FUND</b>	<b>1,166,571</b>	<b>146,678</b>	<b>107,098</b>	<b>35,999</b>	<b>1,170,152</b>	<b>89.1 %</b>
<b>Dept *** Parks and Recreation</b>	<b>1,166,571</b>	<b>146,678</b>	<b>107,098</b>	<b>35,999</b>	<b>1,170,152</b>	<b>89.1 %</b>
<b>Public Works</b>						
101116 HWY BEAUT TREE TRIMMING		401,300	76,213	5,000	320,087	79.8 %
<b>450 * SPECIAL MAINTENANCE PROGRAM</b>	<b>0</b>	<b>401,300</b>	<b>76,213</b>	<b>5,000</b>	<b>320,087</b>	<b>79.8 %</b>
101303 PLAN REVIEW REVOLVING LUCA	4,582,832		2,781	16,585	4,563,466	99.6 %
101303A PLAN REVIEW REVOLVING SAL		874,712	492,002		382,710	43.8 %
101303B PLAN REVIEW REVOLVING OP	392,288	1,344,839	423,557	55,536	1,258,035	72.4 %
101303C PLAN REVIEW REVOLVING EQ	81,000	275,000	80,984	108,331	166,685	46.8 %
101311 SUBDIVISION CONSTRN REVOLVING	399,463			59,738	339,725	85.0 %
101311A SUBDIV CONSTRN REV'G SALARIES	6,000				6,000	100.0 %
101311B SUBDIV CONSTRN REV'G OPERATION	4,000				4,000	100.0 %
<b>460 * DEVELOPMENT SERVICES ADMINSTRN</b>	<b>5,465,583</b>	<b>2,494,551</b>	<b>999,324</b>	<b>240,190</b>	<b>6,720,621</b>	<b>84.4 %</b>
<b>Fund ** SPECIAL REVENUE FUND</b>	<b>5,465,583</b>	<b>2,895,851</b>	<b>1,075,537</b>	<b>245,190</b>	<b>7,040,708</b>	<b>84.2 %</b>

**County of Maui**  
**Statement of Appropriations and Expenditures**  
**Revolving/Special Program Programs**  
**Fiscal Year Ending 6/30/2017 - as of 3/31/2017**


Index * Program ** Fund *** Department	Prior Year Encumbrance / Carryover	Amended Budget / Lapses	Year to Date Expended	Current Encumbrance 03/31/2017	Balance Available	% of Budget Available
<b>Dept *** Public Works</b>	<b>5,465,583</b>	<b>2,895,851</b>	<b>1,075,537</b>	<b>245,190</b>	<b>7,040,708</b>	<b>84.2 %</b>
<b>Environmental Management</b>						
101190B COMMUNITY WORK DAY - PROVISIO		216,000	162,000	54,000		0.0 %
101191B TEENS ON CALL PAIA BY PASS	455	10,000	6,074		4,381	41.9 %
101255A HWY BEAUT-ABAND VEH REV'G SAL		108,992	78,332		30,660	28.1 %
101255B HWY BEAUT-ABAND VEH REV'G OPR	29,121	865,165	490,822	369,172	34,289	3.8 %
<b>542 * ENV PROTECTION &amp; SUBSTAINABILI</b>	<b>29,576</b>	<b>1,200,157</b>	<b>737,228</b>	<b>423,172</b>	<b>69,330</b>	<b>5.6 %</b>
101253 NASKA PUMP STATION	1,619				1,619	100.0 %
<b>550 * WASTEWATER ADMIN PROGRAM</b>	<b>1,619</b>	<b>0</b>	<b>0</b>	<b>0</b>	<b>1,619</b>	<b>100.0 %</b>
<b>Fund ** SPECIAL REVENUE FUND</b>	<b>31,195</b>	<b>1,200,157</b>	<b>737,228</b>	<b>423,172</b>	<b>70,949</b>	<b>5.8 %</b>
<b>Dept *** Environmental Management</b>	<b>31,195</b>	<b>1,200,157</b>	<b>737,228</b>	<b>423,172</b>	<b>70,949</b>	<b>5.8 %</b>
<b>Grand Total</b>	<b>61,271,532</b>	<b>45,388,602</b>	<b>34,665,091</b>	<b>10,341,834</b>	<b>61,653,210</b>	<b>57.8 %</b>

---

# IV. Capital Improvement Program by District

---

## IV. Capital Improvements Program by District



**County of Maui**  
**Statement of Appropriations and Expenditures**  
**Capital Improvement Program by District**  
**Fiscal Year Ending 6/30/2017 - as of 3/31/2017**

01	Hana	Prior Year	Amended	Year	Current	Balance	% of
Index	Activity ** Program *** District	Encumbrance	Budget /	to Date	Encumbrance	Available	Budget
		/ Carryover	Lapses	Expended	03/31/2017		Available
324200	NAHIKU COMMUNITY CENTER	114,121			114,121		0.0 %
<b>92090</b>	<b>* NAHIKU COMMUNITY CENTER</b>	<b>114,121</b>	<b>0</b>	<b>0</b>	<b>114,121</b>	<b>0</b>	<b>0.0 %</b>
367298	NAHIKU COMMUNITY CENTER		191,340	30,332	161,008		0.0 %
<b>96098</b>	<b>* NAHIKU COMMUNITY CENTER</b>	<b>0</b>	<b>191,340</b>	<b>30,332</b>	<b>161,008</b>	<b>0</b>	<b>0.0 %</b>
378337	HANA CIVIC CENTER		50,000			50,000	100.0 %
<b>97037</b>	<b>* HANA CIVIC CENTER</b>	<b>0</b>	<b>50,000</b>	<b>0</b>	<b>0</b>	<b>50,000</b>	<b>100.0 %</b>
<b>903</b>	<b>** Government Facilities</b>	<b>114,121</b>	<b>241,340</b>	<b>30,332</b>	<b>275,129</b>	<b>50,000</b>	<b>14.1 %</b>
331101	NAHIKU COMMUNITY CENTER	279,266			279,266		0.0 %
<b>93001</b>	<b>* NAHIKU COMMUNITY CENTER</b>	<b>279,266</b>	<b>0</b>	<b>0</b>	<b>279,266</b>	<b>0</b>	<b>0.0 %</b>
345301	HELENE HALL IMPROVEMENTS	149,500	(149,500)				-
<b>94001</b>	<b>* HELENE HALL IMPROVEMENT</b>	<b>149,500</b>	<b>(149,500)</b>	<b>0</b>	<b>0</b>	<b>0</b>	<b>- -</b>
345302	NAHIKU COMMUNITY CENTER	475,786			475,786		0.0 %
<b>94002</b>	<b>* NAHIKU COMMUNITY CENTER</b>	<b>475,786</b>	<b>0</b>	<b>0</b>	<b>475,786</b>	<b>0</b>	<b>0.0 %</b>
356401	HANA-KEANAE-KAILUA PARKS	20,565	(290)		20,275		0.0 %
<b>95001</b>	<b>* HANA-KEANAE-KAILUA PRKS SYSTEM</b>	<b>20,565</b>	<b>(290)</b>	<b>0</b>	<b>20,275</b>	<b>0</b>	<b>0.0 %</b>
356402	PA'ANI MAI PARK IMPROVM	216,790		101,077	115,713		0.0 %
<b>95002</b>	<b>* PA'ANI MAI PARK IMPROVEMENTS</b>	<b>216,790</b>	<b>0</b>	<b>101,077</b>	<b>115,713</b>	<b>0</b>	<b>0.0 %</b>
367101	HANA-KEANAE-KAILUA PARKS	377,430		249,489	127,941		0.0 %
<b>96001</b>	<b>* HANA-KEA-KAILUA PARKS SYSTEM</b>	<b>377,430</b>	<b>0</b>	<b>249,489</b>	<b>127,941</b>	<b>0</b>	<b>0.0 %</b>
378338	HANA-KEANAE-KAILUA PARKS		250,000	60,282	14,995	174,723	69.9 %
<b>97038</b>	<b>* HANA-KEA-KAILUA PARKS SYSTEM</b>	<b>0</b>	<b>250,000</b>	<b>60,282</b>	<b>14,995</b>	<b>174,723</b>	<b>69.9 %</b>
378239	HELENE HALL IMPROVEMENTS		50,000		50,000		0.0 %

**County of Maui**  
**Statement of Appropriations and Expenditures**  
**Capital Improvement Program by District**  
**Fiscal Year Ending 6/30/2017 - as of 3/31/2017**

01	Hana	Prior Year	Amended	Year	Current	Balance	% of
Index	Activity ** Program *** District	Encumbrance	Budget /	to Date	Encumbrance	Available	Budget
*	**	/	Lapses	Expended	03/31/2017	Available	Available
***	District	Carryover	/	Expended	03/31/2017	Available	Available
97039	* HELENE HALL IMPROVEMENTS	0	50,000	0	50,000	0	0.0 %
904	** Parks and Recreation	1,519,337	150,210	410,848	1,083,976	174,723	10.5 %
533110	WAKIU WELL REPLCMT DEVLPT PROJ	6,656		6,656			0.0 %
93074	* WAKIU WELL REPLACEMENT DEVT	6,656	0	6,656	0	0	0.0 %
905	** WATER SUPPLY	6,656	0	6,656	0	0	0.0 %
317003	HANA DISTRICT RD RESURFACING	33,486		6,756	26,729		0.0 %
91000	* FY 2001 CIP projects	33,486	0	6,756	26,729	0	0.0 %
317200	KAHOLOPOO BRIDGE REPLACEMNT	71,162			71,162		0.0 %
91068	* Kaholopoo bridge replacement	71,162	0	0	71,162	0	0.0 %
317201	PAPAHAWAHAWA BRIDGE REPLACMNT	4			4		0.0 %
91069	* Papahawahawa bridge replacmnt	4	0	0	4	0	0.0 %
317501	PAPAHAWAHAWA BRIDGE RPLCMNT	1,594,061				1,594,061	100.0 %
317505	WAIOHONU BRIDGE REPL BR0900(68	666,492				666,492	100.0 %
91099	* State/Fed/Private FY2001/2011	2,260,553	0	0	0	2,260,553	100.0 %
327500	KAHOOLOPOO BRDGE RPL BR090078	326,801			59,553	267,248	81.8 %
92099	* State/Fed/Private FY2002/2012	326,801	0	0	59,553	267,248	81.8 %
367117	KALEPA ROCK FALL ASSESSMENT	150,000	(150,000)				-
96017	* KALEPA ROCK FALL ASSESSMENT	150,000	(150,000)	0	0	0	-
367281	KEANAE RD SAFETY IMPROVEMENTS	52,684	290,600	60,864	282,420		0.0 %
96081	* KEANAE RD SAFETY IMPROVEMENTS	52,684	290,600	60,864	282,420	0	0.0 %
378382	PIILANI HWY RD IMPRV/NUANUALOA		2,003,000	350	1,991,000	11,650	0.6 %
97080	* PIILANI HWY RD IMPR/NUANUALOA	0	2,003,000	350	1,991,000	11,650	0.6 %



County of Maui  
 Statement of Appropriations and Expenditures  
 Capital Improvement Program by District  
 Fiscal Year Ending 6/30/2017 - as of 3/31/2017

01	Hana	Prior Year	Amended	Year	Current	Balance	% of
	Index	Encumbrance	Budget /	to Date	Encumbrance	Available	Budget
	* Activity ** Program *** District	/ Carryover	Lapses	Expended	03/31/2017		Available
378381	ROCKFALL/EMBKMNT ASSESSMNT		350,000			350,000	100.0 %
<b>97081</b>	<b>* ROCKFALL/EMBANKMNT ASSESSMNT</b>	<b>0</b>	<b>350,000</b>	<b>0</b>	<b>0</b>	<b>350,000</b>	<b>100.0 %</b>
<b>907</b>	<b>** Roads</b>	<b>2,894,690</b>	<b>2,493,600</b>	<b>67,970</b>	<b>2,430,868</b>	<b>2,889,451</b>	<b>53.6 %</b>
356477	HANA LF MAKAI BERM WASTE	584,818		85,625	499,193		0.0 %
<b>95077</b>	<b>* HANA LF MAKAI BERM WST REMOVAL</b>	<b>584,818</b>	<b>0</b>	<b>85,625</b>	<b>499,193</b>	<b>0</b>	<b>0.0 %</b>
367166	HANA LF MAKAI BERM WASTE	247,000	(16)		246,984		0.0 %
<b>96066</b>	<b>* HANA LANDFILL MAKAI BERM WR</b>	<b>247,000</b>	<b>(16)</b>	<b>0</b>	<b>246,984</b>	<b>0</b>	<b>0.0 %</b>
378208	HANA LF MAKAI BERM WASTE RMVL		827,697		827,697		0.0 %
<b>97008</b>	<b>* HANA LANDFILL MAKAI BERM WREMV</b>	<b>0</b>	<b>827,697</b>	<b>0</b>	<b>827,697</b>	<b>0</b>	<b>0.0 %</b>
<b>908</b>	<b>** Solid Waste Facilities</b>	<b>831,818</b>	<b>827,681</b>	<b>85,625</b>	<b>1,573,874</b>	<b>0</b>	<b>0.0 %</b>
District ***	Hana	<b>5,366,622</b>	<b>3,712,831</b>	<b>601,431</b>	<b>5,363,847</b>	<b>3,114,174</b>	<b>34.3 %</b>

**County of Maui**  
**Statement of Appropriations and Expenditures**  
**Capital Improvement Program by District**  
**Fiscal Year Ending 6/30/2017 - as of 3/31/2017**

02	Paia-Haiku	Prior Year	Amended	Year	Current	Balance	% of
Index	Activity ** Program *** District	Encumbrance	Budget /	to Date	Encumbrance	Available	Budget
		/ Carryover	Lapses	Expended	03/31/2017		Available
321212	HAIKU RD DRAINAGE IMPROVEMNT	1,142,959		917,031	225,927		0.0 %
<b>92029</b>	<b>* HAIKU ROAD DRAINAGE IMPRVMNTS</b>	<b>1,142,959</b>	<b>0</b>	<b>917,031</b>	<b>225,927</b>	<b>0</b>	<b>0.0 %</b>
<b>901</b>	<b>** Drainage</b>	<b>1,142,959</b>	<b>0</b>	<b>917,031</b>	<b>225,927</b>	<b>0</b>	<b>0.0 %</b>
356403	KAUNOA F/O EXPANSION/RE	113,342	(1,442)	3,619	108,281		0.0 %
<b>95003</b>	<b>* KAUNOA F/O EXPANSION/RENOVATN</b>	<b>113,342</b>	<b>(1,442)</b>	<b>3,619</b>	<b>108,281</b>	<b>0</b>	<b>0.0 %</b>
383010	HAIKU FIRE STATION	41,985			41,985		0.0 %
<b>98003</b>	<b>* Haiku fire station</b>	<b>41,985</b>	<b>0</b>	<b>0</b>	<b>41,985</b>	<b>0</b>	<b>0.0 %</b>
393201	HAIKU FIRE STATION	129,977			129,977		0.0 %
<b>99044</b>	<b>* HAIKU FIRE STATION</b>	<b>129,977</b>	<b>0</b>	<b>0</b>	<b>129,977</b>	<b>0</b>	<b>0.0 %</b>
<b>903</b>	<b>** Government Facilities</b>	<b>285,304</b>	<b>(1,442)</b>	<b>3,619</b>	<b>280,243</b>	<b>0</b>	<b>0.0 %</b>
367102	PAIA-HAIKU PARKS SYSTEM	386,141	(17)	157,573	228,552		0.0 %
<b>96002</b>	<b>* PAIA-HAIKU PARKS SYSTEM</b>	<b>386,141</b>	<b>(17)</b>	<b>157,573</b>	<b>228,552</b>	<b>0</b>	<b>0.0 %</b>
378353	PAIA-HAIKU PARKS SYSTEM		320,000	27,940	159,920	132,140	41.3 %
<b>97053</b>	<b>* PAIA-HAIKU PARKS SYSTEM</b>	<b>0</b>	<b>320,000</b>	<b>27,940</b>	<b>159,920</b>	<b>132,140</b>	<b>41.3 %</b>
<b>904</b>	<b>** Parks and Recreation</b>	<b>386,141</b>	<b>319,983</b>	<b>185,513</b>	<b>388,472</b>	<b>132,140</b>	<b>18.7 %</b>
522820	PAIA-HAIKU DISTRIBUTN SYS IMPR	7,557		7,557			0.0 %
<b>92081</b>	<b>* PAIA-HAIKU DISTRIBUTN SYS IMPR</b>	<b>7,557</b>	<b>0</b>	<b>7,557</b>	<b>0</b>	<b>0</b>	<b>0.0 %</b>
<b>905</b>	<b>** WATER SUPPLY</b>	<b>7,557</b>	<b>0</b>	<b>7,557</b>	<b>0</b>	<b>0</b>	<b>0.0 %</b>
317035	BALDWIN AVE BIKEWAY/GREENWAY	96,181			96,181		0.0 %
<b>91016</b>	<b>* Baldwin ave bway/greenway</b>	<b>96,181</b>	<b>0</b>	<b>0</b>	<b>96,181</b>	<b>0</b>	<b>0.0 %</b>
345288	KALIALINUI BRIDGE IMPROVEMENT	144,110		6,210	137,900		0.0 %

**County of Maui**  
**Statement of Appropriations and Expenditures**  
**Capital Improvement Program by District**  
**Fiscal Year Ending 6/30/2017 - as of 3/31/2017**

02	Paia-Haiku	Prior Year Encumbrance / Carryover	Amended Budget / Lapses	Year to Date Expended	Current Encumbrance 03/31/2017	Balance Available	% of Budget Available
Index	* Activity ** Program *** District						
94039	* KALIALINUI BRIDGE IMPROVEMENT	144,110	0	6,210	137,900	0	0.0 %
356426	PAIA SCHOOL SAFE ROUTES	9,552			9,552		0.0 %
95026	* PAIA SCHOOL SAFE ROUTES - SCH	9,552	0	0	9,552	0	0.0 %
367235	NORTH SHORE GREENWAY	4,177	1,962	1,962	4,177		0.0 %
96035	* NORTH SHORE GREENWAY	4,177	1,962	1,962	4,177	0	0.0 %
378393	KAUPAKALUA PVEMNT RECONST		550,000		147,800	402,200	73.1 %
97093	* KAUPAKALUA RD PAVEMNT RECONS	0	550,000	0	147,800	402,200	73.1 %
378394	PAUWELA RD SIDEWK REPAIRS		500,000			500,000	100.0 %
97094	* PAUWELA RD SIDEWALK REPAIRS	0	500,000	0	0	500,000	100.0 %
907	** Roads	254,020	1,051,962	8,172	395,610	902,200	69.1 %
356480	PAIA WWPS FM REPLACEMENT	115,429	(115,429)				-
95080	* PAIA WWPS FM REPLACEMENT	115,429	(115,429)	0	0	0	- -
378330	KAUNOA SR CTR PROP SEWER SVC		40,000			40,000	100.0 %
97030	* KAUNOA-PROPERTY SEWER SVC	0	40,000	0	0	40,000	100.0 %
909	** Wastewater Facilities	115,429	(75,429)	0	0	40,000	100.0 %
District ***	Paia-Haiku	<u>2,191,410</u>	<u>1,295,074</u>	<u>1,121,892</u>	<u>1,290,252</u>	<u>1,074,340</u>	<u>30.8 %</u>

**County of Maui**  
**Statement of Appropriations and Expenditures**  
**Capital Improvement Program by District**  
**Fiscal Year Ending 6/30/2017 - as of 3/31/2017**

03	Makawao-Pukalani-Kula	Prior Year	Amended	Year	Current	Balance	% of
Index	Activity ** Program *** District	Encumbrance	Budget /	to Date	Encumbrance	Available	Budget
*	**	/ Carryover	Lapses	Expended	03/31/2017	*	Available
536110	OMAOPIO WATER TANK	1,796,500		1,071,435	725,065		0.0 %
<b>96099</b>	<b>* State/FED/PVT FY96 FY06 FY16</b>	<b>1,796,500</b>	<b>0</b>	<b>1,071,435</b>	<b>725,065</b>	<b>0</b>	<b>0.0 %</b>
<b>788</b>	<b>** DWS SPECIAL REVENUE GRANT</b>	<b>1,796,500</b>	<b>0</b>	<b>1,071,435</b>	<b>725,065</b>	<b>0</b>	<b>0.0 %</b>
356404	MAKAWAO MUNI PARK'G LOT	124,304		77,076	47,227		0.0 %
<b>95004</b>	<b>* MAKAWAO MUNI PARK'G LOT LIGHTS</b>	<b>124,304</b>	<b>0</b>	<b>77,076</b>	<b>47,227</b>	<b>0</b>	<b>0.0 %</b>
<b>903</b>	<b>** Government Facilities</b>	<b>124,304</b>	<b>0</b>	<b>77,076</b>	<b>47,227</b>	<b>0</b>	<b>0.0 %</b>
356405	MAKAWAO-HAIKU-PAIA PARKS	42,566		10,959	31,607		0.0 %
<b>95005</b>	<b>* MAKAWAO-HAIKU-PAIA PRKS SYSTEM</b>	<b>42,566</b>	<b>0</b>	<b>10,959</b>	<b>31,607</b>	<b>0</b>	<b>0.0 %</b>
356406	PUK-KULA-ULUPALAKUA PARKS	78,381		14,295	64,086		0.0 %
<b>95006</b>	<b>* PUKA-KULA-ULUPALAKUA PARKS</b>	<b>78,381</b>	<b>0</b>	<b>14,295</b>	<b>64,086</b>	<b>0</b>	<b>0.0 %</b>
356407	UPCOUNTRY SKATE PARK	20,304		8,606	11,698		0.0 %
<b>95007</b>	<b>* UPCOUNTRY SKATE PARK</b>	<b>20,304</b>	<b>0</b>	<b>8,606</b>	<b>11,698</b>	<b>0</b>	<b>0.0 %</b>
367103	MAK-PUK-KULA ULU PARKS	389,553	(3,004)	262,781	123,768		0.0 %
<b>96003</b>	<b>* MAKAWAO-PUK-K-U PARKS SYSTEM</b>	<b>389,553</b>	<b>(3,004)</b>	<b>262,781</b>	<b>123,768</b>	<b>0</b>	<b>0.0 %</b>
378347	MAK-PUK-KULA ULU PARKS		350,000			350,000	100.0 %
<b>97047</b>	<b>* MAK-PUK-KUL-ULU PARK SYSTEM</b>	<b>0</b>	<b>350,000</b>	<b>0</b>	<b>0</b>	<b>350,000</b>	<b>100.0 %</b>
378350	UPCOUNTRY SKATE PARK		100,000			100,000	100.0 %
<b>97048</b>	<b>* UPCOUNTRY SKATE PARK</b>	<b>0</b>	<b>100,000</b>	<b>0</b>	<b>0</b>	<b>100,000</b>	<b>100.0 %</b>
378249	WAIAKOA GYM IMPRVMNTS		34,352	33,764	588		0.0 %
<b>97049</b>	<b>* WAIAKOA GYM IMPROVEMENTS</b>	<b>0</b>	<b>34,352</b>	<b>33,764</b>	<b>588</b>	<b>0</b>	<b>0.0 %</b>
<b>904</b>	<b>** Parks and Recreation</b>	<b>530,804</b>	<b>481,348</b>	<b>330,405</b>	<b>231,747</b>	<b>450,000</b>	<b>44.5 %</b>
541160	KAMAOLE TANK REPLACE-DESIGN	6,854		5,073	1,781		0.0 %

**County of Maui**  
**Statement of Appropriations and Expenditures**  
**Capital Improvement Program by District**  
**Fiscal Year Ending 6/30/2017 - as of 3/31/2017**

03	Makawao-Pukalani-Kula	Prior Year	Amended	Year	Current	Balance	% of
Index	Activity ** Program *** District	Encumbrance	Budget /	to Date	Encumbrance	Available	Budget
541170	PHASE 10 PUMP UPGRADES-DESIGN	/ Carryover	Lapses	Expended	03/31/2017		Available
		51,323			51,323		0.0 %
<b>91058</b>	<b>* Mak/Puk/Kula distrbtn sys impr</b>	<b>58,177</b>	<b>0</b>	<b>5,073</b>	<b>53,104</b>	<b>0</b>	<b>0.0 %</b>
502020	KAMAOLE TANK REPLACEMENT	115,573		115,573			0.0 %
<b>92088</b>	<b>* KAMAOLE TANK REPLACEMENT</b>	<b>115,573</b>	<b>0</b>	<b>115,573</b>	<b>0</b>	<b>0</b>	<b>0.0 %</b>
534120	KULA 200 #1 TANK REPLACEMENT	16,069		16,069			0.0 %
<b>94083</b>	<b>* KULA 200 #1 TANK REPLACEMENT</b>	<b>16,069</b>	<b>0</b>	<b>16,069</b>	<b>0</b>	<b>0</b>	<b>0.0 %</b>
524750	MAK-PUK-KULA DIST SYST IMPRV	40,658		6,358	34,300		0.0 %
<b>94090</b>	<b>* MAKA-PUKA-KULA DIST SYSTEM IMP</b>	<b>40,658</b>	<b>0</b>	<b>6,358</b>	<b>34,300</b>	<b>0</b>	<b>0.0 %</b>
526010	UPCOUNTRY FIRE PROTECTION	1,410,797	(339,928)	786,556	284,313		0.0 %
<b>96075</b>	<b>* UPCOUNTRY FIRE PROTECTION</b>	<b>1,410,797</b>	<b>(339,928)</b>	<b>786,556</b>	<b>284,313</b>	<b>0</b>	<b>0.0 %</b>
526020	SOURCE, TRANSMISSION&STORAGE	2,419,714	(2,245,582)	53,203	120,929		0.0 %
<b>96076</b>	<b>* SOURCE, TRANSMISSION&amp;STORAGE</b>	<b>2,419,714</b>	<b>(2,245,582)</b>	<b>53,203</b>	<b>120,929</b>	<b>0</b>	<b>0.0 %</b>
537010	POOKELA WELL#2 EXPLORATORY		2,500,000		2,491,000	9,000	0.4 %
<b>97112</b>	<b>* POOKELA WELL #2 EXPLORATORY</b>	<b>0</b>	<b>2,500,000</b>	<b>0</b>	<b>2,491,000</b>	<b>9,000</b>	<b>0.4 %</b>
547020	UPCOUNTRY RELIABLE CAPACITY		2,200,000			2,200,000	100.0 %
<b>97113</b>	<b>* UPCOUNTRY RELIABLE CAPACITY</b>	<b>0</b>	<b>2,200,000</b>	<b>0</b>	<b>0</b>	<b>2,200,000</b>	<b>100.0 %</b>
<b>905</b>	<b>** WATER SUPPLY</b>	<b>4,060,988</b>	<b>2,114,490</b>	<b>982,832</b>	<b>2,983,646</b>	<b>2,209,000</b>	<b>35.8 %</b>
327503	HALIIMAILE RD IMPROVEMENTS	862,048				862,048	100.0 %
327504	MAKANI RD RESURFACING/HALEAKAL	875,947				875,947	100.0 %
327508	PUKALANI STREET PAVEMENT	22,934				22,934	100.0 %
<b>92099</b>	<b>* State/Fed/Private FY2002/2012</b>	<b>1,760,929</b>	<b>0</b>	<b>0</b>	<b>0</b>	<b>1,760,929</b>	<b>100.0 %</b>
331140	OLD HALEAKALA HWY SIDEWALK	998,000				998,000	100.0 %
337503	HALIIMAILE RD IMPRVMNT PHASE2	15,123				15,123	100.0 %

**County of Maui**  
**Statement of Appropriations and Expenditures**  
**Capital Improvement Program by District**  
**Fiscal Year Ending 6/30/2017 - as of 3/31/2017**

03	Makawao-Pukalani-Kula	Prior Year	Amended	Year	Current	Balance	% of
Index	Activity ** Program *** District	Encumbrance	Budget /	to Date	Encumbrance	Available	Budget
*	**	/	Lapses	Expended	03/31/2017	03/31/2017	Available
<b>93099</b>	<b>* State/Fed/Private FY2003/2013</b>	<b>1,013,123</b>	<b>0</b>	<b>0</b>	<b>0</b>	<b>1,013,123</b>	<b>100.0 %</b>
345274	HALEAKALA HWY INTERSECT IMPR	24,461			24,461		0.0 %
<b>94040</b>	<b>* HALEAKALA HWY INTERSEC/MAKAWAO</b>	<b>24,461</b>	<b>0</b>	<b>0</b>	<b>24,461</b>	<b>0</b>	<b>0.0 %</b>
345403	BALDWIN AVE RESURFACING	261,477		142,077	119,400	1	0.0 %
345410	HALEAKALA HWY INTERSEC IMPR	1,250,000			525,209	724,791	58.0 %
<b>94099</b>	<b>* State/Fed/Private FY94/04/2014</b>	<b>1,511,477</b>	<b>0</b>	<b>142,077</b>	<b>644,609</b>	<b>724,792</b>	<b>48.0 %</b>
356223	KOKOMO RD PAVEMENT RECON	46,388			46,388		0.0 %
<b>95038</b>	<b>* KOKOMO RD PAVEMENT RECONSTRCTN</b>	<b>46,388</b>	<b>0</b>	<b>0</b>	<b>46,388</b>	<b>0</b>	<b>0.0 %</b>
356740	KOKOMO RD PAVEMENT RECON	401,298	2,753,643	126,629	274,669	2,753,643	87.3 %
356780	OLD HALEAKALA HWY PVMNT REHAB	3,881,667	1,439,370	3,775,549	930,846	614,642	11.6 %
<b>95099</b>	<b>* State/Fed/PVT FY95-05-15</b>	<b>4,282,965</b>	<b>4,193,013</b>	<b>3,902,178</b>	<b>1,205,515</b>	<b>3,368,285</b>	<b>39.7 %</b>
367010	MAK/MAKANI ROAD IMPROVEMENTS	312,404			312,404		0.0 %
<b>96000</b>	<b>* FY2006/1996 CIP Projects</b>	<b>312,404</b>	<b>0</b>	<b>0</b>	<b>312,404</b>	<b>0</b>	<b>0.0 %</b>
367118	HALEAKALA HWY INTER IMP	500,000			500,000		0.0 %
<b>96018</b>	<b>* HALEAKALA HWY @ MAKAWAO AVE</b>	<b>500,000</b>	<b>0</b>	<b>0</b>	<b>500,000</b>	<b>0</b>	<b>0.0 %</b>
367238	BALDWIN AVE RESURF PH2		1,289,723	13,509	1,276,214		0.0 %
<b>96038</b>	<b>* BALDWIN AVE RESURF PH2</b>	<b>0</b>	<b>1,289,723</b>	<b>13,509</b>	<b>1,276,214</b>	<b>0</b>	<b>0.0 %</b>
367239	KOKOMO RD/MAKAWAO PAVEMNT		1,040	1,040			0.0 %
<b>96039</b>	<b>* KOKOMO RD/MAKAWAO PAVEMNT PH2</b>	<b>0</b>	<b>1,040</b>	<b>1,040</b>	<b>0</b>	<b>0</b>	<b>0.0 %</b>
367153	HALEAKALA HWY INTERSEC	1,000,000	(1,000,000)				-
<b>96053</b>	<b>* HALEAKALA HWY INTER IMPRMNT</b>	<b>1,000,000</b>	<b>(1,000,000)</b>	<b>0</b>	<b>0</b>	<b>0</b>	<b>- -</b>
367283	OLD HALEAKALA HWY RECONSTRUCTN	1,260,517	2,859	1,223,547	39,828		0.0 %

**County of Maui**  
**Statement of Appropriations and Expenditures**  
**Capital Improvement Program by District**  
**Fiscal Year Ending 6/30/2017 - as of 3/31/2017**

03	Makawao-Pukalani-Kula	Prior Year Encumbrance / Carryover	Amended Budget / Lapses	Year to Date Expended	Current Encumbrance 03/31/2017	Balance Available	% of Budget Available
Index	* Activity ** Program *** District						
96083	* OLD HALEAKALA HWY RECONSTRUCTN	1,260,517	2,859	1,223,547	39,828	0	0.0 %
378388	GUARDRAIL/SHOULDER IMPRV		300,000	1,373		298,627	99.5 %
97088	* GUARDRAIL/SHOULDER IMPR	0	300,000	1,373	0	298,627	99.5 %
378389	KOKOMO/MAK AVE PAVEMNT RECONST		2,400,000	13,183		2,386,817	99.5 %
97089	* KOKOMO/MAK AVE PAVEMNT RECON	0	2,400,000	13,183	0	2,386,817	99.5 %
907	** Roads	11,712,264	7,186,635	5,296,907	4,049,419	9,552,573	50.5 %
367167	MAKANI CLOSED LF REMEDIATIN	262,119		259,327	2,792		0.0 %
96067	* MAKANI CLOSED LDF REMEDIATION	262,119	0	259,327	2,792	0	0.0 %
908	** Solid Waste Facilities	262,119	0	259,327	2,792	0	0.0 %
District ***	Makawao-Pukalani-Kula	<u>18,486,979</u>	<u>9,782,473</u>	<u>8,017,982</u>	<u>8,039,896</u>	<u>12,211,573</u>	<u>43.2 %</u>

**County of Maui**  
**Statement of Appropriations and Expenditures**  
**Capital Improvement Program by District**  
**Fiscal Year Ending 6/30/2017 - as of 3/31/2017**

04	Wailuku-Kahului	Prior Year	Amended	Year	Current	Balance	% of
Index	Activity ** Program *** District	Encumbrance	Budget /	to Date	Encumbrance	Available	Budget
*	**	/ Carryover	Lapses	Expended	03/31/2017	Available	Available
371200	IAO STREAM IMPROVEMENTS	147,737			147,737		0.0 %
<b>97000</b>	<b>* FY1997/2007 CIP projects</b>	<b>147,737</b>	<b>0</b>	<b>0</b>	<b>147,737</b>	<b>0</b>	<b>0.0 %</b>
378295	PAPA AVE DRAINAGE IMPRV		50	50			0.0 %
<b>97095</b>	<b>* PAPA AVE DRAINAGE IMPROVEMENTS</b>	<b>0</b>	<b>50</b>	<b>50</b>	<b>0</b>	<b>0</b>	<b>0.0 %</b>
378396	C MAUI DRAINLINE REPAIRS		850,000	285,001	35,834	529,165	62.3 %
<b>97096</b>	<b>* CENTRAL MAUI DRAINLINE REPAIRS</b>	<b>0</b>	<b>850,000</b>	<b>285,001</b>	<b>35,834</b>	<b>529,165</b>	<b>62.3 %</b>
378397	TEST/INSPECT EXIST INJ WELLS		300,000		262,498	37,502	12.5 %
<b>97097</b>	<b>* TESTING/INSPECTN-EXIST W/K INJ</b>	<b>0</b>	<b>300,000</b>	<b>0</b>	<b>262,498</b>	<b>37,502</b>	<b>12.5 %</b>
378398	WAKEA/NIIHAU ST DRAINAGE IMPRV		450,000			450,000	100.0 %
<b>97098</b>	<b>* WAKEA/NIIHAU ST DRAINAGE IMPR</b>	<b>0</b>	<b>450,000</b>	<b>0</b>	<b>0</b>	<b>450,000</b>	<b>100.0 %</b>
<b>901</b>	<b>** Drainage</b>	<b>147,737</b>	<b>1,600,050</b>	<b>285,051</b>	<b>446,069</b>	<b>1,016,667</b>	<b>58.2 %</b>
345312	WAILUKU UNION CHCH/ADDL PARK	633			633		0.0 %
<b>94012</b>	<b>* WAILUKU UNION CHURCH/CO PARK'G</b>	<b>633</b>	<b>0</b>	<b>0</b>	<b>633</b>	<b>0</b>	<b>0.0 %</b>
<b>902</b>	<b>** Other Projects</b>	<b>633</b>	<b>0</b>	<b>0</b>	<b>633</b>	<b>0</b>	<b>0.0 %</b>
331243	REAL PROPERTY AT WAIKAPU	2,016	(5)	2,011			0.0 %
<b>93089</b>	<b>* REAL PROPERTY AT WAIKAPU</b>	<b>2,016</b>	<b>(5)</b>	<b>2,011</b>	<b>0</b>	<b>0</b>	<b>0.0 %</b>
345306	KALANA/MAUI PARK'G LOT RESURF	12,779		12,779			0.0 %
<b>94006</b>	<b>* KALANA O MAUI PRKG LOT RESURFG</b>	<b>12,779</b>	<b>0</b>	<b>12,779</b>	<b>0</b>	<b>0</b>	<b>0.0 %</b>
345308	AIR CONDITION CHILLER REPLCT	18,266			18,266		0.0 %
<b>94008</b>	<b>* AIR CONDITIONING CHILLER REPLC</b>	<b>18,266</b>	<b>0</b>	<b>0</b>	<b>18,266</b>	<b>0</b>	<b>0.0 %</b>
356409	MARKET ST PLAZA IMPROVEMENT	5,291		5,291			0.0 %
<b>95009</b>	<b>* MARKET ST PLAZA IMPROVEMENTS</b>	<b>5,291</b>	<b>0</b>	<b>5,291</b>	<b>0</b>	<b>0</b>	<b>0.0 %</b>



**County of Maui**  
**Statement of Appropriations and Expenditures**  
**Capital Improvement Program by District**  
**Fiscal Year Ending 6/30/2017 - as of 3/31/2017**

04	Wailuku-Kahului	Prior Year	Amended	Year	Current	Balance	% of
Index	Activity ** Program *** District	Encumbrance	Budget /	to Date	Encumbrance	Available	Budget
		/ Carryover	Lapses	Expended	03/31/2017		Available
356293	COUNTY SERVICE CENTER	1,052,863		419,606	633,257		0.0 %
<b>95093</b>	<b>* COUNTY SERVICE CENTER</b>	<b>1,052,863</b>	<b>0</b>	<b>419,606</b>	<b>633,257</b>	<b>0</b>	<b>0.0 %</b>
367104	WAILUKU REDEV'T MUNI PRKG LOT	7,460,304	(2,856,083)	192,484	4,411,737		0.0 %
<b>96004</b>	<b>* WAI REDEV MUNI PRK'G LOT EXP</b>	<b>7,460,304</b>	<b>(2,856,083)</b>	<b>192,484</b>	<b>4,411,737</b>	<b>0</b>	<b>0.0 %</b>
367240	KALANA O MAUI ELECTRICAL		704,795		704,795		0.0 %
<b>96040</b>	<b>* KALANA O MAUI ELECTRICAL UPGRD</b>	<b>0</b>	<b>704,795</b>	<b>0</b>	<b>704,795</b>	<b>0</b>	<b>0.0 %</b>
378366	WAI REDEVT MUNI PRKG LOT EXP		3,380,447			3,380,447	100.0 %
<b>97066</b>	<b>* WAI REDEV'T MUNI PARK'G LOT EX</b>	<b>0</b>	<b>3,380,447</b>	<b>0</b>	<b>0</b>	<b>3,380,447</b>	<b>100.0 %</b>
378399	KALANA O MAUI LEAK REPAIRS		500,000	14,655	120,816	364,529	72.9 %
<b>97092</b>	<b>* KALANA O MAUI BLDG LEAK REPRS</b>	<b>0</b>	<b>500,000</b>	<b>14,655</b>	<b>120,816</b>	<b>364,529</b>	<b>72.9 %</b>
378405	2154 KAOHU ST BLDG IMPRVMNTS		50,000		9,937	40,063	80.1 %
<b>97117</b>	<b>* 2154 Kaohu St Bldg Imprvmnts</b>	<b>0</b>	<b>50,000</b>	<b>0</b>	<b>9,937</b>	<b>40,063</b>	<b>80.1 %</b>
<b>903</b>	<b>** Government Facilities</b>	<b>8,551,519</b>	<b>1,779,154</b>	<b>646,826</b>	<b>5,898,808</b>	<b>3,785,039</b>	<b>36.6 %</b>
345310	WAR MEMORIAL CIVIC COMPLEX	41,701		12,378	29,323		0.0 %
<b>94010</b>	<b>* WAR MEMORIAL CIVIC COMPLEX</b>	<b>41,701</b>	<b>0</b>	<b>12,378</b>	<b>29,323</b>	<b>0</b>	<b>0.0 %</b>
345311	WM COMPLEX PAVING IMPROVEMENTS	24,432			24,432		0.0 %
<b>94011</b>	<b>* WM COMPLEX PAVING IMPROVEMENTS</b>	<b>24,432</b>	<b>0</b>	<b>0</b>	<b>24,432</b>	<b>0</b>	<b>0.0 %</b>
345245	WAILUKU GYM IMPROVEMENTS	48,959		48,959			0.0 %
<b>94045</b>	<b>* WAILUKU GYM IMPROVEMENTS</b>	<b>48,959</b>	<b>0</b>	<b>48,959</b>	<b>0</b>	<b>0</b>	<b>0.0 %</b>
356410	KAHULUI PARKS SYSTEM	88,451		88,451			0.0 %
<b>95010</b>	<b>* KAHULUI PARKS SYSTEM</b>	<b>88,451</b>	<b>0</b>	<b>88,451</b>	<b>0</b>	<b>0</b>	<b>0.0 %</b>
356411	KANAHA BEACH PRK MSTR PLAN	108,004		38,957	69,046		0.0 %

**County of Maui**  
**Statement of Appropriations and Expenditures**  
**Capital Improvement Program by District**  
**Fiscal Year Ending 6/30/2017 - as of 3/31/2017**

04	Wailuku-Kahului	Prior Year Encumbrance / Carryover	Amended Budget / Lapses	Year to Date Expended	Current Encumbrance 03/31/2017	Balance Available	% of Budget Available
Index	* Activity ** Program *** District						
95011	* KANAHA BEACH PARK MASTER PLAN	108,004	0	38,957	69,046	0	0.0 %
356412	WAILUKU GYM IMPROVEMENTS	51,428		41,949	9,479		0.0 %
95012	* WAILUKU GYM IMPROVEMENTS	51,428	0	41,949	9,479	0	0.0 %
356413	WAIL-WAIH-WAIK PARKS SYS	18,788		1,202	17,586		0.0 %
95013	* WAILUKU-WAIHEE-WAIKAPU PARKS	18,788	0	1,202	17,586	0	0.0 %
367105	CENTRAL MAUI PARKS SYSTEM	521,641	(2,000)	167,573	352,068		0.0 %
96005	* CENTRL MAUI PARKS SYSTEM	521,641	(2,000)	167,573	352,068	0	0.0 %
367106	KEPANIWAI HERITAGE GARDENS	82,750	(3,400)	6,590	72,760		0.0 %
96006	* KEPANIWAI HERITAGE GARDENS	82,750	(3,400)	6,590	72,760	0	0.0 %
378355	CENTRAL MAUI PARKS SYSTEM		539,000		98,290	440,710	81.8 %
97055	* CENTRAL MAUI PARKS SYSTEM	0	539,000	0	98,290	440,710	81.8 %
378258	WAIIEHU GC WWTR IMPR		49,600		49,600		0.0 %
97058	* WAIIEHU GC WW IMPROVEMENTS	0	49,600	0	49,600	0	0.0 %
378261	WAILUKU POOL IMPRVMNTS		29,224		29,224		0.0 %
97061	* WAILUKU POOL IMPROVEMENTS	0	29,224	0	29,224	0	0.0 %
378262	WM COMPLEX PAVING IMPRV		71,200	20,980	50,220		0.0 %
97062	* WM COMPLEX PAVING IMPRVMNTS	0	71,200	20,980	50,220	0	0.0 %
904	** Parks and Recreation	986,154	683,624	427,039	802,028	440,710	26.4 %
501030	KAHULUI TANK II - CONSTRUCTION	1,750,000			1,750,000		0.0 %
91024	* Wai-kah distr system imprvmnts	1,750,000	0	0	1,750,000	0	0.0 %
523530	WAI-KAH DIST SYSTEM IMPROVEMTS	61,026		61,026			0.0 %

County of Maui  
 Statement of Appropriations and Expenditures  
 Capital Improvement Program by District  
 Fiscal Year Ending 6/30/2017 - as of 3/31/2017

04	Wailuku-Kahului	Prior Year Encumbrance / Carryover	Amended Budget / Lapses	Year to Date Expended	Current Encumbrance 03/31/2017	Balance Available	% of Budget Available
Index	* Activity ** Program *** District						
<b>93086</b>	<b>* WAILUKU-KAHULUI DISTRIBUTION</b>	<b>61,026</b>	<b>0</b>	<b>61,026</b>	<b>0</b>	<b>0</b>	<b>0.0 %</b>
536100	IAO WATER TREATMENT FAC REPLCM	21,500,000	(475)	571,030	20,928,495		0.0 %
<b>96072</b>	<b>* IAO WTR TREATMENT FAC REPLCMNT</b>	<b>21,500,000</b>	<b>(475)</b>	<b>571,030</b>	<b>20,928,495</b>	<b>0</b>	<b>0.0 %</b>
547030	CENTRAL MAUI RELIABLE CAPACITY		425,000			425,000	100.0 %
<b>97114</b>	<b>* C MAUI RELIABLE CAPACITY</b>	<b>0</b>	<b>425,000</b>	<b>0</b>	<b>0</b>	<b>425,000</b>	<b>100.0 %</b>
<b>905</b>	<b>** WATER SUPPLY</b>	<b>23,311,026</b>	<b>424,525</b>	<b>632,056</b>	<b>22,678,495</b>	<b>425,000</b>	<b>1.8 %</b>
317504	KAM/HINA AVE TRAFFIC SIGNAL	383,123				383,123	100.0 %
<b>91099</b>	<b>* State/Fed/Private FY2001/2011</b>	<b>383,123</b>	<b>0</b>	<b>0</b>	<b>0</b>	<b>383,123</b>	<b>100.0 %</b>
327030	LONO AVENUE IMPROVEMENTS	26,986		26,986			0.0 %
<b>92018</b>	<b>* LONO AVENUE IMPROVEMENTS</b>	<b>26,986</b>	<b>0</b>	<b>26,986</b>	<b>0</b>	<b>0</b>	<b>0.0 %</b>
327501	KAHEKILI HWAY PAVMENT/REHAB	881,599				881,599	100.0 %
327507	LONO AVE PAVEMENT REHABILITATI	132,502		120,071	208	12,222	9.2 %
<b>92099</b>	<b>* State/Fed/Private FY2002/2012</b>	<b>1,014,101</b>	<b>0</b>	<b>120,071</b>	<b>208</b>	<b>893,821</b>	<b>88.1 %</b>
331122	KAM AVE/HINA PVTMNT REHAB	144,423			144,423		0.0 %
<b>93022</b>	<b>* KAMEHAMEHA/HINA PAVEMENT</b>	<b>144,423</b>	<b>0</b>	<b>0</b>	<b>144,423</b>	<b>0</b>	<b>0.0 %</b>
331124	WAKEA PVMNT KAAHUMANU/PUUNENE	66,229			66,229		0.0 %
<b>93024</b>	<b>* WAKEA/KAAHUMANU/PUUNENE PVMNT</b>	<b>66,229</b>	<b>0</b>	<b>0</b>	<b>66,229</b>	<b>0</b>	<b>0.0 %</b>
331125	KAMEHAMEHA AVE AT KANE ST	19,540			19,540		0.0 %
<b>93025</b>	<b>* KAMEHAMEHA AT KANE STREET</b>	<b>19,540</b>	<b>0</b>	<b>0</b>	<b>19,540</b>	<b>0</b>	<b>0.0 %</b>
337504	KAMEHAMEHA AVE PAVEMENT REHAB	1,522,324			577,690	944,634	62.1 %
337505	KAMEHAMEHA TRFC SIGNAL @ KANE	167,226			78,159	89,067	53.3 %
337515	WAKEA AVE PAVEMENT REHAB	1,060,906			246,775	814,132	76.7 %

**County of Maui**  
**Statement of Appropriations and Expenditures**  
**Capital Improvement Program by District**  
**Fiscal Year Ending 6/30/2017 - as of 3/31/2017**

04	Wailuku-Kahului	Prior Year Encumbrance / Carryover	Amended Budget / Lapses	Year to Date Expended	Current Encumbrance 03/31/2017	Balance Available	% of Budget Available
Index	* Activity ** Program *** District						
93099	* State/Fed/Private FY2003/2013	2,750,456	0	0	902,624	1,847,833	67.2 %
345326	WAKEA/KAMEHAMEHA AVE TRAFFIC	35,379			35,379		0.0 %
94026	* WAKEA/KAMEHAMEHA TRAFFIC SIGN	35,379	0	0	35,379	0	0.0 %
345247	PAPA AVE PAVEMENT REHABILITATI	173,228		173,228			0.0 %
94047	* PAPA AVE PAVEMENT REHAB/PUUNEN	173,228	0	173,228	0	0	0.0 %
345248	WAIALE RD SHOULDER IMPROVEMENT	62,360			62,360		0.0 %
94048	* WAIALE RD SHOULDER IMPROVEMENT	62,360	0	0	62,360	0	0.0 %
345293	WAKEA AVE TRAFFIC SIGNALS	2,763			2,763		0.0 %
94049	* WAKEA AVE TRAFFIC SIGNALS/HINA	2,763	0	0	2,763	0	0.0 %
345250	WAKEA AVE/WELLS PAVEMENT REHAB	45,199			45,199		0.0 %
94050	* WAKEA/WELLS ST PAVEMENT REHAB	45,199	0	0	45,199	0	0.0 %
345401	WAKEA AVE/WELLS ST PAVEMENT RE	348,103			275,574	72,529	20.8 %
345402	WAKEA AVE at HINA TRAFFIC	59,853			29,319	30,534	51.0 %
347520	PAPA AVE PAVEMENT REHABILITATI	694,742		512,881	180,033	1,828	0.3 %
94099	* State/Fed/Private FY94/04/2014	1,102,698	0	512,881	484,926	104,891	9.5 %
356225	HANSEN ROAD IMPROVEMENT	88,305		38,131	50,174		0.0 %
95042	* HANSEN ROAD IMPROVEMENTS	88,305	0	38,131	50,174	0	0.0 %
356244	KAHAKULOA STREAM BRIDGE	361,905		147,033	214,872		0.0 %
95044	* KAHAKULOA STREAM BRIDGE	361,905	0	147,033	214,872	0	0.0 %
356245	WAIALE ROAD EXTENSION	375,268		13,200	362,068		0.0 %
95045	* WAIALE ROAD EXTENSION	375,268	0	13,200	362,068	0	0.0 %
356246	WAIIEHU STREAM BRIDGE REPAIR	500,000			500,000		0.0 %

County of Maui  
 Statement of Appropriations and Expenditures  
 Capital Improvement Program by District  
 Fiscal Year Ending 6/30/2017 - as of 3/31/2017

04	Wailuku-Kahului	Prior Year	Amended	Year	Current	Balance	% of
	Index	Encumbrance	Budget /	to Date	Encumbrance	Available	Budget
	* Activity ** Program *** District	/ Carryover	Lapses	Expended	03/31/2017		Available
<b>95046</b>	<b>* WAIEHU STREAM BRIDGE REPAIR</b>	<b>500,000</b>	<b>0</b>	<b>0</b>	<b>500,000</b>	<b>0</b>	<b>0.0 %</b>
356700	HANSEN RD PAVEMENT RECONS	229,065		122,692		106,373	46.4 %
356720	LONO AVE PAVEMENT REHAB PH2	187,270		129,329		57,941	30.9 %
<b>95099</b>	<b>* State/Fed/PVT FY95-05-15</b>	<b>416,335</b>	<b>0</b>	<b>252,021</b>	<b>0</b>	<b>164,314</b>	<b>39.5 %</b>
367119	KAMEHAMEHA AVE @ MAUI LANI	1,400,000	(1,149,831)	237,098	13,071		0.0 %
<b>96019</b>	<b>* KAMEHAMEHA AVE @ MAUI LANI</b>	<b>1,400,000</b>	<b>(1,149,831)</b>	<b>237,098</b>	<b>13,071</b>	<b>0</b>	<b>0.0 %</b>
367120	LOWER MAIN ST RESURFACING	150,000	(150,000)				-
<b>96020</b>	<b>* LOWER MAIN ST RESURFACING</b>	<b>150,000</b>	<b>(150,000)</b>	<b>0</b>	<b>0</b>	<b>0</b>	<b>- -</b>
367129	CENTRAL MAUI BIKE/PEDESTRIAN	150,000		38,710	111,290		0.0 %
<b>96029</b>	<b>* CENTRAL MAUI BIKE &amp; PEDESTRIAN</b>	<b>150,000</b>	<b>0</b>	<b>38,710</b>	<b>111,290</b>	<b>0</b>	<b>0.0 %</b>
367241	KAHEKILI HWY IMPRV		3,000,000		3,000,000		0.0 %
<b>96041</b>	<b>* KAHEKILI HIGHWAY IMPROVMENTS</b>	<b>0</b>	<b>3,000,000</b>	<b>0</b>	<b>3,000,000</b>	<b>0</b>	<b>0.0 %</b>
367242	KUIKAHI DR PAVEMENT REHAB		436,068	34,924	401,143		0.0 %
<b>96042</b>	<b>* KUIKAHI DRIVE PAVEMENT REHAB</b>	<b>0</b>	<b>436,068</b>	<b>34,924</b>	<b>401,143</b>	<b>0</b>	<b>0.0 %</b>
378206	KAHAKULOA STREAM BRIDGE		598	598			0.0 %
<b>97100</b>	<b>* KAHAKULOA STREAM BRIDGE</b>	<b>0</b>	<b>598</b>	<b>598</b>	<b>0</b>	<b>0</b>	<b>0.0 %</b>
378402	C MAUI SIGNAL UPGRADE		270,000			270,000	100.0 %
<b>97102</b>	<b>* CENTRAL MAUI SIGNAL UPGRADES</b>	<b>0</b>	<b>270,000</b>	<b>0</b>	<b>0</b>	<b>270,000</b>	<b>100.0 %</b>
378403	KAMEHAMEHA AVE SW IMPRV		330,000	2,208		327,792	99.3 %
<b>97103</b>	<b>* KAMEHAMEHA AVE SIDEWALK IMPR</b>	<b>0</b>	<b>330,000</b>	<b>2,208</b>	<b>0</b>	<b>327,792</b>	<b>99.3 %</b>
378404	WAKEA/KAMEHA INTERSEC IMPRV		240,000			240,000	100.0 %
<b>97104</b>	<b>* WAKEA/KAMEHA AVE INTERSCTN IMP</b>	<b>0</b>	<b>240,000</b>	<b>0</b>	<b>0</b>	<b>240,000</b>	<b>100.0 %</b>

**County of Maui**  
**Statement of Appropriations and Expenditures**  
**Capital Improvement Program by District**  
**Fiscal Year Ending 6/30/2017 - as of 3/31/2017**

04	Wailuku-Kahului	Prior Year Encumbrance / Carryover	Amended Budget / Lapses	Year to Date Expended	Current Encumbrance 03/31/2017	Balance Available	% of Budget Available
Index	* Activity ** Program *** District						
<b>907</b>	<b>** Roads</b>	<b>9,268,298</b>	<b>2,976,835</b>	<b>1,597,089</b>	<b>6,416,269</b>	<b>4,231,774</b>	<b>34.6 %</b>
356213	CENTRAL MAUI LF PH VI-A	40,672		40,630	42		0.0 %
<b>95047</b>	<b>* CENTRAL MAUI LANDFILL PH VI-A</b>	<b>40,672</b>	<b>0</b>	<b>40,630</b>	<b>42</b>	<b>0</b>	<b>0.0 %</b>
356478	C MAUI LANDFILL IMPRVMT	79,608	(475)	55,050	24,083		0.0 %
<b>95078</b>	<b>* CENTRAL MAUI LF IMPROVEMENTS</b>	<b>79,608</b>	<b>(475)</b>	<b>55,050</b>	<b>24,083</b>	<b>0</b>	<b>0.0 %</b>
367168	WAIKAPU CLOSED LF REMEDIATIN	223,080		132,284	90,796		0.0 %
<b>96068</b>	<b>* WAIKAPU CLOSED LF REMEDIATION</b>	<b>223,080</b>	<b>0</b>	<b>132,284</b>	<b>90,796</b>	<b>0</b>	<b>0.0 %</b>
378314	CML PH V GAS COLL SYS EXP		2,500,000	511,545	1,191,079	797,376	31.9 %
<b>97014</b>	<b>* CML PH V GAS COLL'N SYS EXP</b>	<b>0</b>	<b>2,500,000</b>	<b>511,545</b>	<b>1,191,079</b>	<b>797,376</b>	<b>31.9 %</b>
378315	CML SYS CTRL/DATA ACQUISTN		80,000			80,000	100.0 %
<b>97015</b>	<b>* CML SYS CONTROL &amp; DATA ACQUI</b>	<b>0</b>	<b>80,000</b>	<b>0</b>	<b>0</b>	<b>80,000</b>	<b>100.0 %</b>
378316	LEACHATE COLL/RECOV/EDS UPGRD		80,000			80,000	100.0 %
<b>97016</b>	<b>* LEACHATE COLL/RECOVERY/ELEC DS</b>	<b>0</b>	<b>80,000</b>	<b>0</b>	<b>0</b>	<b>80,000</b>	<b>100.0 %</b>
<b>908</b>	<b>** Solid Waste Facilities</b>	<b>343,360</b>	<b>2,659,525</b>	<b>739,509</b>	<b>1,306,000</b>	<b>957,376</b>	<b>31.9 %</b>
329007	MALUHIA BEACH LOTS SWR SYSTEM	5,334		5,334			0.0 %
<b>92044</b>	<b>* MALUHIA BEACH LOTS SWR SYSTM</b>	<b>5,334</b>	<b>0</b>	<b>5,334</b>	<b>0</b>	<b>0</b>	<b>0.0 %</b>
345369	HOO HUI ANA FM REPLACEMENT	613,470			613,470		0.0 %
<b>94069</b>	<b>* HOO HUI ANA FM REPLACEMENT</b>	<b>613,470</b>	<b>0</b>	<b>0</b>	<b>613,470</b>	<b>0</b>	<b>0.0 %</b>
345371	WAIIEHU WW PUMP STN MODIFICATIO	238,403		238,403			0.0 %
<b>94071</b>	<b>* WAIIEHU WW PUMP STN MODIFICATIO</b>	<b>238,403</b>	<b>0</b>	<b>238,403</b>	<b>0</b>	<b>0</b>	<b>0.0 %</b>
356463	EPA CONSENT DECREE SEWER REHAB	115,739		43,447	72,292		0.0 %
<b>95063</b>	<b>* EPA CONSENT DECREE SEWER REHAB</b>	<b>115,739</b>	<b>0</b>	<b>43,447</b>	<b>72,292</b>	<b>0</b>	<b>0.0 %</b>

**County of Maui**  
**Statement of Appropriations and Expenditures**  
**Capital Improvement Program by District**  
**Fiscal Year Ending 6/30/2017 - as of 3/31/2017**

04	Wailuku-Kahului	Prior Year	Amended	Year	Current	Balance	% of
Index	Activity ** Program *** District	Encumbrance	Budget /	to Date	Encumbrance	Available	Budget
		/ Carryover	Lapses	Expended	03/31/2017		Available
356481	WAIEHU WWPS FM REPLACEMENT	837,410		368,034	469,376		0.0 %
<b>95081</b>	<b>* WAIEHU WWPS FM REPLACEMENT</b>	<b>837,410</b>	<b>0</b>	<b>368,034</b>	<b>469,376</b>	<b>0</b>	<b>0.0 %</b>
367155	EPA CONSENT DECREE SEWER REHAB	655,788		14,954	640,834		0.0 %
<b>96055</b>	<b>* EPA CONSENT DECREE SEWER REHAB</b>	<b>655,788</b>	<b>0</b>	<b>14,954</b>	<b>640,834</b>	<b>0</b>	<b>0.0 %</b>
367171	HAWAIIAN HOMES FM REPLCMNT	2,240,000			2,240,000		0.0 %
<b>96071</b>	<b>* HAWAIIAN HOMES FM REPLACEMENT</b>	<b>2,240,000</b>	<b>0</b>	<b>0</b>	<b>2,240,000</b>	<b>0</b>	<b>0.0 %</b>
367179	WAI-KAH WW RECL FAC FM	1,361,514	(247,521)	1,113,993			0.0 %
<b>96079</b>	<b>* WAI-KAH WW RECL FAC FILTER MOD</b>	<b>1,361,514</b>	<b>(247,521)</b>	<b>1,113,993</b>	<b>0</b>	<b>0</b>	<b>0.0 %</b>
378317	EPA SEWER REHABILITATION		1,000,000			1,000,000	100.0 %
<b>97017</b>	<b>* EPA SEWER REHABILITATION</b>	<b>0</b>	<b>1,000,000</b>	<b>0</b>	<b>0</b>	<b>1,000,000</b>	<b>100.0 %</b>
378318	WAI-KAH WWRF SOLID BLDG RENO		1,000,000			1,000,000	100.0 %
<b>97018</b>	<b>* WAI-KAH WWRF SOLIDS BLDG RENO</b>	<b>0</b>	<b>1,000,000</b>	<b>0</b>	<b>0</b>	<b>1,000,000</b>	<b>100.0 %</b>
<b>909</b>	<b>** Wastewater Facilities</b>	<b>6,067,658</b>	<b>1,752,479</b>	<b>1,784,165</b>	<b>4,035,972</b>	<b>2,000,000</b>	<b>25.6 %</b>
<b>District ***</b>	<b>Wailuku-Kahului</b>	<b>48,676,385</b>	<b>11,876,192</b>	<b>6,111,735</b>	<b>41,584,274</b>	<b>12,856,566</b>	<b>21.2 %</b>

**County of Maui**  
**Statement of Appropriations and Expenditures**  
**Capital Improvement Program by District**  
**Fiscal Year Ending 6/30/2017 - as of 3/31/2017**

05	Kihei-Makena	Prior Year Encumbrance / Carryover	Amended Budget / Lapses	Year to Date Expended	Current Encumbrance 03/31/2017	Balance Available	% of Budget Available
Index	* Activity ** Program *** District						
331244	HAUOLI ST DRAINAGE IMPRVMNT	27,790			27,790		0.0 %
<b>93044</b>	<b>* HAUOLI ST DRAINAGE IMPROVEMNT</b>	<b>27,790</b>	<b>0</b>	<b>0</b>	<b>27,790</b>	<b>0</b>	<b>0.0 %</b>
357010	KIHEI DRAINAGE MASTER PLAN	2,556		2,100	456		0.0 %
<b>95000</b>	<b>* FY2005/1995 CIP projects</b>	<b>2,556</b>	<b>0</b>	<b>2,100</b>	<b>456</b>	<b>0</b>	<b>0.0 %</b>
378218	S KIHEI RD CULVERT REPLCMNT		1,888,481			1,888,481	100.0 %
<b>97118</b>	<b>* S KIHEI RD CULVERT REPLCMNT</b>	<b>0</b>	<b>1,888,481</b>	<b>0</b>	<b>0</b>	<b>1,888,481</b>	<b>100.0 %</b>
391001	HAUOLI ST DRAINAGE IMPROVMNTS	45,265		975	44,290		0.0 %
<b>99028</b>	<b>* HAUOLI ST DRAINAGE IMPROVMNTS</b>	<b>45,265</b>	<b>0</b>	<b>975</b>	<b>44,290</b>	<b>0</b>	<b>0.0 %</b>
<b>901</b>	<b>** Drainage</b>	<b>75,611</b>	<b>1,888,481</b>	<b>3,075</b>	<b>72,536</b>	<b>1,888,481</b>	<b>96.2 %</b>
331253	KIHEI POLICE STATION	78,874			78,874		0.0 %
<b>93093</b>	<b>* KIHEI POLICE STATION</b>	<b>78,874</b>	<b>0</b>	<b>0</b>	<b>78,874</b>	<b>0</b>	<b>0.0 %</b>
345313	DMVL KIHEI SATELLITE OFF EXP	4,824			4,824		0.0 %
<b>94013</b>	<b>* DMVL KIHEI SATELLITE OFFICE EX</b>	<b>4,824</b>	<b>0</b>	<b>0</b>	<b>4,824</b>	<b>0</b>	<b>0.0 %</b>
<b>903</b>	<b>** Government Facilities</b>	<b>83,698</b>	<b>0</b>	<b>0</b>	<b>83,698</b>	<b>0</b>	<b>0.0 %</b>
356416	SOUTH MAUI PARKS SYSTEM	128,141		68,650	59,491		0.0 %
<b>95016</b>	<b>* SOUTH MAUI PARKS SYSTEM</b>	<b>128,141</b>	<b>0</b>	<b>68,650</b>	<b>59,491</b>	<b>0</b>	<b>0.0 %</b>
356227	SO MAUI COMMUNITY PARK	227,402		11,196	216,207		0.0 %
<b>95048</b>	<b>* SOUTH MAUI COMMUNITY PARK</b>	<b>227,402</b>	<b>0</b>	<b>11,196</b>	<b>216,207</b>	<b>0</b>	<b>0.0 %</b>
367107	SOUTH MAUI PARKS SYSTEM	175,762		149,180	26,582		0.0 %
<b>96007</b>	<b>* SOUTH MAUI PARKS SYSTEM</b>	<b>175,762</b>	<b>0</b>	<b>149,180</b>	<b>26,582</b>	<b>0</b>	<b>0.0 %</b>
367108	WAIPUILANI PARK IRRIGATION	720,650	(239,500)	47,450	433,700		0.0 %
<b>96008</b>	<b>* WAIPUILANI PARK IRRIGATION</b>	<b>720,650</b>	<b>(239,500)</b>	<b>47,450</b>	<b>433,700</b>	<b>0</b>	<b>0.0 %</b>



**County of Maui**  
**Statement of Appropriations and Expenditures**  
**Capital Improvement Program by District**  
**Fiscal Year Ending 6/30/2017 - as of 3/31/2017**

05	Kihei-Makena	Prior Year Encumbrance / Carryover	Amended Budget / Lapses	Year to Date Expended	Current Encumbrance 03/31/2017	Balance Available	% of Budget Available
Index	* Activity ** Program *** District						
378244	SOUTH MAUI PARKS SYSTEM		108,444	9,710	98,734		0.0 %
378340	SOUTH MAUI PARKS SYSTEM		597,000	800	170,333	425,867	71.3 %
<b>97040</b>	<b>* SOUTH MAUI PARKS SYSTEM</b>	<b>0</b>	<b>705,444</b>	<b>10,510</b>	<b>269,067</b>	<b>425,867</b>	<b>60.4 %</b>
378341	WAIPUILANI PRK IRRIGATION		100,000			100,000	100.0 %
<b>97041</b>	<b>* WAIPUILANI PARK IRRIGATN SYS</b>	<b>0</b>	<b>100,000</b>	<b>0</b>	<b>0</b>	<b>100,000</b>	<b>100.0 %</b>
<b>904</b>	<b>** Parks and Recreation</b>	<b>1,251,955</b>	<b>565,944</b>	<b>286,986</b>	<b>1,005,047</b>	<b>525,867</b>	<b>28.9 %</b>
521540	BOOSTER PMP/MTR	24,822			24,822		0.0 %
<b>91065</b>	<b>* Kihei-Makena distrbtn sys impr</b>	<b>24,822</b>	<b>0</b>	<b>0</b>	<b>24,822</b>	<b>0</b>	<b>0.0 %</b>
533150	MAUI MEADOWS BOOST PUMP 18 IMP	123,716		123,716			0.0 %
<b>93079</b>	<b>* MAUI MEADOWS BOOSTER PUMP #8</b>	<b>123,716</b>	<b>0</b>	<b>123,716</b>	<b>0</b>	<b>0</b>	<b>0.0 %</b>
<b>905</b>	<b>** WATER SUPPLY</b>	<b>148,538</b>	<b>0</b>	<b>123,716</b>	<b>24,822</b>	<b>0</b>	<b>0.0 %</b>
317030	KULANIHAKOI BRIDGE REPLACEMNT	139,764		70,586	69,177		0.0 %
<b>91011</b>	<b>* Kulanihakoi bridge replcmnt</b>	<b>139,764</b>	<b>0</b>	<b>70,586</b>	<b>69,177</b>	<b>0</b>	<b>0.0 %</b>
331127	S KIHEI RD PAVEMENT REHAB	26,100			26,100		0.0 %
<b>93027</b>	<b>* SO KIHEI RD PVMNT REHAB</b>	<b>26,100</b>	<b>0</b>	<b>0</b>	<b>26,100</b>	<b>0</b>	<b>0.0 %</b>
345330	SO KIHEI SIDEWALK/BOAT RAMP/KI	43,812		43,812			0.0 %
<b>94030</b>	<b>* S KIHEI SIDEWK/BOAT RAMP/KILOH</b>	<b>43,812</b>	<b>0</b>	<b>43,812</b>	<b>0</b>	<b>0</b>	<b>0.0 %</b>
345331	NORTH SO COLLECTOR RD/NAMAUU	158,304		57,186	101,119		0.0 %
<b>94031</b>	<b>* NORTH SOUTH COLLECTOR ROAD</b>	<b>158,304</b>	<b>0</b>	<b>57,186</b>	<b>101,119</b>	<b>0</b>	<b>0.0 %</b>
345400	SO KIHEI RD PAVEMENT REHAB	144,866			144,866		0.0 %
347501	KIHEI BIKEWAY-PIILANI NORTH	397,131				397,131	100.0 %
<b>94099</b>	<b>* State/Fed/Private FY94/04/2014</b>	<b>541,997</b>	<b>0</b>	<b>0</b>	<b>144,866</b>	<b>397,131</b>	<b>73.3 %</b>

**County of Maui**  
**Statement of Appropriations and Expenditures**  
**Capital Improvement Program by District**  
**Fiscal Year Ending 6/30/2017 - as of 3/31/2017**

05	Kihei-Makena	Prior Year Encumbrance / Carryover	Amended Budget / Lapses	Year to Date Expended	Current Encumbrance 03/31/2017	Balance Available	% of Budget Available
Index	* Activity ** Program *** District						
356215	WAILEA ALANUI/IKE DR PAVEMENT	172,653		116,625	56,027		0.0 %
<b>95049</b>	<b>* WAILEA ALANUI/IKE DR PVMNT IM</b>	<b>172,653</b>	<b>0</b>	<b>116,625</b>	<b>56,027</b>	<b>0</b>	<b>0.0 %</b>
356760	WAILEA ALANUI/IKE DR PAVEMENT	538,731		371,236	167,495		0.0 %
<b>95099</b>	<b>* State/Fed/PVT FY95-05-15</b>	<b>538,731</b>	<b>0</b>	<b>371,236</b>	<b>167,495</b>	<b>0</b>	<b>0.0 %</b>
367121	S KIHEI RD IMPRV PH 4	66,462	(61,412)	5,050			0.0 %
<b>96021</b>	<b>* S KIHEI RD IMPRV PHASE IV</b>	<b>66,462</b>	<b>(61,412)</b>	<b>5,050</b>	<b>0</b>	<b>0</b>	<b>0.0 %</b>
367244	NORTH SO COLLECTOR RD		553,622		553,622		0.0 %
<b>96044</b>	<b>* NORTH SOUTH COLLECTOR RD</b>	<b>0</b>	<b>553,622</b>	<b>0</b>	<b>553,622</b>	<b>0</b>	<b>0.0 %</b>
367184	S MAUI REGIONAL TRAFFIC	340,000	(832)		339,168		0.0 %
<b>96084</b>	<b>* S MAUI REGIONAL TRAFFIC MP</b>	<b>340,000</b>	<b>(832)</b>	<b>0</b>	<b>339,168</b>	<b>0</b>	<b>0.0 %</b>
367577	NORTH SO COLLECTOR RD	246,378			246,378		0.0 %
367579	KIHEI BIKEWAY PHASE 2	45,803			45,803		0.0 %
369501	KIHEI BIKEWAY PHASE 2	440,350		366,505	73,845		0.0 %
369503	SO MAUI TRAFFIC MASTER PLAN	342,000			342,000		0.0 %
369505	KUIKAHI DR PAVEMENT REHAB	1,994,564		133,326	1,570,973	290,264	14.6 %
369507	BALDWIN AVE PAVEMNT REHAB PH2		3,184,328		3,184,327	1	0.0 %
<b>96099</b>	<b>* State/FED/PVT FY96 FY06 FY16</b>	<b>3,069,095</b>	<b>3,184,328</b>	<b>499,831</b>	<b>5,463,326</b>	<b>290,265</b>	<b>4.6 %</b>
378284	PAVEMNT REHAB SM LOCATIONS		5,850	4,219		1,631	27.9 %
<b>97084</b>	<b>* SM PAVEMNT REHAB VARIOUS LOC</b>	<b>0</b>	<b>5,850</b>	<b>4,219</b>	<b>0</b>	<b>1,631</b>	<b>27.9 %</b>
378385	WAIPUILANI BIKE PATH		150,000			150,000	100.0 %
<b>97085</b>	<b>* WAIPUILANI BIKE PATH</b>	<b>0</b>	<b>150,000</b>	<b>0</b>	<b>0</b>	<b>150,000</b>	<b>100.0 %</b>
<b>907</b>	<b>** Roads</b>	<b>5,096,918</b>	<b>3,831,556</b>	<b>1,168,545</b>	<b>6,920,900</b>	<b>839,027</b>	<b>9.4 %</b>
345372	KIHEI FM #16 REPLACEMENT	198,071		177,120	20,951		0.0 %

**County of Maui**  
**Statement of Appropriations and Expenditures**  
**Capital Improvement Program by District**  
**Fiscal Year Ending 6/30/2017 - as of 3/31/2017**

05	Kihei-Makena	Prior Year Encumbrance / Carryover	Amended Budget / Lapses	Year to Date Expended	Current Encumbrance 03/31/2017	Balance Available	% of Budget Available
Index	* Activity ** Program *** District						
94072	* KIHEI FM #16 REPLACEMENT	198,071	0	177,120	20,951	0	0.0 %
356464	LILOA DR RECYCLED WATER	3,473		3,473			0.0 %
95064	* LILOA DR RECYCLED WATER LINE	3,473	0	3,473	0	0	0.0 %
356465	SO MAUI RECYCLED WATER	232,431		68,619	163,812		0.0 %
95065	* SO MAUI RECYCLED WATER SYSTEM	232,431	0	68,619	163,812	0	0.0 %
356482	S MAUI RECYCLED WTR DIST SYS	18,626			18,626		0.0 %
95082	* SO MAUI RECYCLED WATER DISTRIB	18,626	0	0	18,626	0	0.0 %
367173	KIHEI #16 PS REHAB/FM REPLC	4,400,000			4,400,000		0.0 %
96073	* KIHEI #16 PS REHAB/FM REPLCMNT	4,400,000	0	0	4,400,000	0	0.0 %
378309	KENOLIO RD/KOKI SEWER REHAB		50,000		50,000		0.0 %
97009	* KENOLIO RD/KOKI PL SEWER REHAB	0	50,000	0	50,000	0	0.0 %
378310	KIHEI WWF RTU UPGRDS		1,500,000	13,517	1,334,452	152,031	10.1 %
97010	* KIHEI WWRF RTU UPGRADES	0	1,500,000	13,517	1,334,452	152,031	10.1 %
378311	N KIHEI MAUKA TRNSM SYS		200,000		199,424	576	0.3 %
97011	* N KIHEI MAUKA TRANSMISSION SYS	0	200,000	0	199,424	576	0.3 %
378312	KULANIHAKOI ST RECYCLE WTR LN		1,700,000			1,700,000	100.0 %
97012	* KULANIHAKOI SR RECYCLED WTR LN	0	1,700,000	0	0	1,700,000	100.0 %
378407	KIHEI #16 PS REHAB/FM REPLC		1,010,000			1,010,000	100.0 %
97120	* KIHEI #16 PS REHAB/FM REPLC	0	1,010,000	0	0	1,010,000	100.0 %
909	** Wastewater Facilities	4,852,601	4,460,000	262,729	6,187,265	2,862,607	30.7 %
District ***	Kihei-Makena	11,509,321	10,745,981	1,845,051	14,294,268	6,115,982	27.5 %

**County of Maui**  
**Statement of Appropriations and Expenditures**  
**Capital Improvement Program by District**  
**Fiscal Year Ending 6/30/2017 - as of 3/31/2017**

06	West Maui	Prior Year Encumbrance / Carryover	Amended Budget / Lapses	Year to Date Expended	Current Encumbrance 03/31/2017	Balance Available	% of Budget Available
Index	* Activity ** Program *** District						
301200	LAHAINA WATERSHD FLOOD CONTRL	137,348			137,348		0.0 %
<b>90149</b>	<b>* Lahaina watershed flood contrl</b>	<b>137,348</b>	<b>0</b>	<b>0</b>	<b>137,348</b>	<b>0</b>	<b>0.0 %</b>
317506	LAHAINA WATERSHED PROJ DIVERSI	67,665		153		67,511	99.8 %
<b>91099</b>	<b>* State/Fed/Private FY2001/2011</b>	<b>67,665</b>	<b>0</b>	<b>153</b>	<b>0</b>	<b>67,511</b>	<b>99.8 %</b>
321213	LAHAINA WATERSHED FLOOD CTRL	221,311			221,311		0.0 %
<b>92033</b>	<b>* LAHAINA WATERSHED FLOOD CONTRL</b>	<b>221,311</b>	<b>0</b>	<b>0</b>	<b>221,311</b>	<b>0</b>	<b>0.0 %</b>
331247	LAHAINA WATERSHED FLD CONTROL	31,275	(20,175)	1,168	9,933		0.0 %
<b>93047</b>	<b>* LAHAINA WATERSHED FLD CONTROL</b>	<b>31,275</b>	<b>(20,175)</b>	<b>1,168</b>	<b>9,933</b>	<b>0</b>	<b>0.0 %</b>
337506	LAH WATERSHED PROJ DIV PH 3A	823,742			421,588	402,153	48.8 %
<b>93099</b>	<b>* State/Fed/Private FY2003/2013</b>	<b>823,742</b>	<b>0</b>	<b>0</b>	<b>421,588</b>	<b>402,153</b>	<b>48.8 %</b>
345276	LAHAINA WATERSHED FLOOD CTRL	56			56		0.0 %
<b>94054</b>	<b>* LAHAINA WATERSHED FLOOD CNTRL</b>	<b>56</b>	<b>0</b>	<b>0</b>	<b>56</b>	<b>0</b>	<b>0.0 %</b>
356216	LAHAINA WATERSHED FLD CTRL	216,315			216,315		0.0 %
<b>95050</b>	<b>* LAHAINA WATERSHED FLD CONTROL</b>	<b>216,315</b>	<b>0</b>	<b>0</b>	<b>216,315</b>	<b>0</b>	<b>0.0 %</b>
356229	NAPILI 4/5 CULVERT	90,370		30,740	59,630		0.0 %
<b>95052</b>	<b>* NAPILI 4/5 CULVERT/L HONO RD</b>	<b>90,370</b>	<b>0</b>	<b>30,740</b>	<b>59,630</b>	<b>0</b>	<b>0.0 %</b>
367245	LAHAINA WATERSHED FLD CTRL	15,000	1,985,000	15,000	1,985,000		0.0 %
<b>96045</b>	<b>* LAHAINA WATERSHED FLOOD CTRL</b>	<b>15,000</b>	<b>1,985,000</b>	<b>15,000</b>	<b>1,985,000</b>	<b>0</b>	<b>0.0 %</b>
<b>901</b>	<b>** Drainage</b>	<b>1,603,082</b>	<b>1,964,825</b>	<b>47,061</b>	<b>3,051,181</b>	<b>469,664</b>	<b>13.2 %</b>
345266	MOKUHINIA ECOSYSTEM/RESTORATN	132,411			132,411		0.0 %
<b>94107</b>	<b>* MOKUHINIA ECOSYSTEM/RESTORATN</b>	<b>132,411</b>	<b>0</b>	<b>0</b>	<b>132,411</b>	<b>0</b>	<b>0.0 %</b>
356462	WEST MAUI PARKS SYSTEM	357,760	(2,831)	6,300	348,629		0.0 %

**County of Maui**  
**Statement of Appropriations and Expenditures**  
**Capital Improvement Program by District**  
**Fiscal Year Ending 6/30/2017 - as of 3/31/2017**

06	West Maui	Prior Year Encumbrance / Carryover	Amended Budget / Lapses	Year to Date Expended	Current Encumbrance 03/31/2017	Balance Available	% of Budget Available
Index	* Activity ** Program *** District						
95062	* WEST MAUI PARKS SYSTEM	357,760	(2,831)	6,300	348,629	0	0.0 %
356560	MOKUHINIA ECOSYSTEM RESTO	3,000			3,000		0.0 %
95094	* MOKUHINIA ECOSYSTEM RESTO SYS	3,000	0	0	3,000	0	0.0 %
367109	WEST MAUI PARKS SYSTEM	225,000			225,000		0.0 %
96009	* WEST MAUI PARKS SYSTEM	225,000	0	0	225,000	0	0.0 %
367154	WEST MAUI PARKS SYSTEM	458,680	(165)	30,088	428,427		0.0 %
96054	* WEST MAUI PARKS SYSTEM	458,680	(165)	30,088	428,427	0	0.0 %
378264	WEST MAUI PARKS SYSTEM		534,618		534,618		0.0 %
378363	WEST MAUI PARKS SYSTEM		85,000		9,400	75,600	88.9 %
378365	WEST MAUI PARKS SYSTEM		285,000			285,000	100.0 %
97063	* W MAUI PARKS SYSTEM	0	904,618	0	544,018	360,600	39.9 %
904	** Parks and Recreation	1,176,851	901,622	36,388	1,681,485	360,600	17.3 %
541210	WEST MAUI SOURCE DEVELOPMENTS	131,898			131,898		0.0 %
91060	* West Maui srce/trmnt plnt impr	131,898	0	0	131,898	0	0.0 %
542320	WEST MAUI SOURCE IMPROVEMENTS	43,937	(43,937)				-
92078	* WEST MAUI SOURCE IMPROVEMENTS	43,937	(43,937)	0	0	0	-
524850	WEST MAUI DIST SYSTEM IMPROVMT	163,785		20,971	142,814		0.0 %
94101	* WEST MAUI DIST SYSTEM IMPRVMT	163,785	0	20,971	142,814	0	0.0 %
545150	WEST MAUI RELIABLE CAPACITY	250,000		1,200	248,800		0.0 %
95085	* WEST MAUI RELIABLE CAPACITY	250,000	0	1,200	248,800	0	0.0 %
537020	MAHINAHINA WELL #1 DEVELOPMENT		10,000,000			10,000,000	100.0 %
97115	* MAHINAHINA WELL #1 DEV'T	0	10,000,000	0	0	10,000,000	100.0 %

**County of Maui**  
**Statement of Appropriations and Expenditures**  
**Capital Improvement Program by District**  
**Fiscal Year Ending 6/30/2017 - as of 3/31/2017**

06	West Maui	Prior Year Encumbrance / Carryover	Amended Budget / Lapses	Year to Date Expended	Current Encumbrance 03/31/2017	Balance Available	% of Budget Available
Index	* Activity ** Program *** District						
<b>905</b>	<b>** WATER SUPPLY</b>	<b>589,620</b>	<b>9,956,063</b>	<b>22,171</b>	<b>523,512</b>	<b>10,000,000</b>	<b>94.8 %</b>
307027	SHAW ST SIDEWALK/WAINEE ST	35,951			35,951		0.0 %
<b>90126</b>	<b>* Shaw st/Wainee st to Hpiilani</b>	<b>35,951</b>	<b>0</b>	<b>0</b>	<b>35,951</b>	<b>0</b>	<b>0.0 %</b>
356430	FRONT ST DECK&RAIL REPAIR	75,761		28,688	47,073		0.0 %
<b>95030</b>	<b>* FRONT ST DECK &amp; RAIL REPAIR</b>	<b>75,761</b>	<b>0</b>	<b>28,688</b>	<b>47,073</b>	<b>0</b>	<b>0.0 %</b>
356575	WM ROADWAY IMPRV MTV GRANT	715,000				715,000	100.0 %
<b>95099</b>	<b>* State/Fed/PVT FY95-05-15</b>	<b>715,000</b>	<b>0</b>	<b>0</b>	<b>0</b>	<b>715,000</b>	<b>100.0 %</b>
367575	WM ROADWAY IMPRV SVO GRANT	1,700,000				1,700,000	100.0 %
<b>96099</b>	<b>* State/FED/PVT FY96 FY06 FY16</b>	<b>1,700,000</b>	<b>0</b>	<b>0</b>	<b>0</b>	<b>1,700,000</b>	<b>100.0 %</b>
378406	WM GREENWAY PILOT PRJ		300,000			300,000	100.0 %
<b>97106</b>	<b>* WM GREENWAY PILOT PROJECT</b>	<b>0</b>	<b>300,000</b>	<b>0</b>	<b>0</b>	<b>300,000</b>	<b>100.0 %</b>
<b>907</b>	<b>** Roads</b>	<b>2,526,712</b>	<b>300,000</b>	<b>28,688</b>	<b>83,024</b>	<b>2,715,000</b>	<b>96.0 %</b>
367169	LOWALU CLOSED LF REMEDIATIN	229,481		16,740	212,741		0.0 %
<b>96069</b>	<b>* OLOWALU CLSD LF REMEDIATION</b>	<b>229,481</b>	<b>0</b>	<b>16,740</b>	<b>212,741</b>	<b>0</b>	<b>0.0 %</b>
<b>908</b>	<b>** Solid Waste Facilities</b>	<b>229,481</b>	<b>0</b>	<b>16,740</b>	<b>212,741</b>	<b>0</b>	<b>0.0 %</b>
329015	LAHAINA FORCE MAIN#7 REPLCMNT	3,277		3,277			0.0 %
<b>92052</b>	<b>* LAHAINA FORCE MAIN#7 REPLACMNT</b>	<b>3,277</b>	<b>0</b>	<b>3,277</b>	<b>0</b>	<b>0</b>	<b>0.0 %</b>
331166	LAHAINA FORCE MAIN #4 REPLCMN	136,156			136,156		0.0 %
<b>93066</b>	<b>* LAHAINA FM #4 REPLACEMENT</b>	<b>136,156</b>	<b>0</b>	<b>0</b>	<b>136,156</b>	<b>0</b>	<b>0.0 %</b>
331168	LAHAINA WWRF ODOR CONTROL	123,478		28,436	95,042		0.0 %
<b>93068</b>	<b>* LAHAINA WWRF ODOR CONTROL</b>	<b>123,478</b>	<b>0</b>	<b>28,436</b>	<b>95,042</b>	<b>0</b>	<b>0.0 %</b>
331180	LAHAINA WW PUMP STATION #2	366,279		310,645	55,633		0.0 %

**County of Maui**  
**Statement of Appropriations and Expenditures**  
**Capital Improvement Program by District**  
**Fiscal Year Ending 6/30/2017 - as of 3/31/2017**

06	West Maui	Prior Year Encumbrance / Carryover	Amended Budget / Lapses	Year to Date Expended	Current Encumbrance 03/31/2017	Balance Available	% of Budget Available
Index	* Activity ** Program *** District						
93080	* LAHAINA WW PUMP STATION#2	366,279	0	310,645	55,633	0	0.0 %
331183	WEST MAUI RECYCLED WATER PROJ	163,298				163,298	100.0 %
93091	* WEST MAUI RECYCLED WATER PROJ	163,298	0	0	0	163,298	100.0 %
345374	KAANAPALI RESORT R-1 WATER DIS	668,640			668,640		0.0 %
94074	* KAAANAPALI RESORT R-1 H2O DIST	668,640	0	0	668,640	0	0.0 %
345377	W MAUI RECYC'D WATER SYS EXP	49,675			49,675		0.0 %
94077	* WEST MAUI RECYCLED H2O SYS EXP	49,675	0	0	49,675	0	0.0 %
356468	LAHAINA WWRF MODIFICATN	497,797		497,797			0.0 %
95068	* LAHAINA WWRF MODIFICATIONS	497,797	0	497,797	0	0	0.0 %
356469	LAHAINA WWRF ODOR CTRL	1,935,267		1,211,205	724,062		0.0 %
95069	* LAHAINA WWRF ODOR CONTROL	1,935,267	0	1,211,205	724,062	0	0.0 %
356470	NAPILI #5&6 FM REPLACEMENTS	231,248		36,418	194,830		0.0 %
95070	* NAPILI NO. 5/6 FM REPLACEMENTS	231,248	0	36,418	194,830	0	0.0 %
356471	NAPILI WWPS #1-6 MODIFC	313,036		40,978	272,058		0.0 %
95071	* NAPILI WW PUMP STN1-6 MODIFCTN	313,036	0	40,978	272,058	0	0.0 %
369201	LAHAINA WWRF MODFCTN STAGE 1A	149,581		41,410	108,171		0.0 %
96000	* FY2006/1996 CIP Projects	149,581	0	41,410	108,171	0	0.0 %
367156	EPA CONSENT DECREE SEWER REHAB	1,000,000		202,420	797,580		0.0 %
96056	* W MAUI EPA CONSENT DCR SEWER	1,000,000	0	202,420	797,580	0	0.0 %
367157	LAHAINA WWPS #3 MODI	1,600,000			1,600,000		0.0 %
96057	* LAHAINA WWPS #3 MODIFICATIONS	1,600,000	0	0	1,600,000	0	0.0 %
367158	NAPILI WWPS #5 MODI	120,000		72,338	47,662		0.0 %

**County of Maui**  
**Statement of Appropriations and Expenditures**  
**Capital Improvement Program by District**  
**Fiscal Year Ending 6/30/2017 - as of 3/31/2017**

06	West Maui	Prior Year Encumbrance / Carryover	Amended Budget / Lapses	Year to Date Expended	Current Encumbrance 03/31/2017	Balance Available	% of Budget Available
Index	* Activity ** Program *** District						
96058	* NAPILI WWPS #5 MODIFICATIONS	120,000	0	72,338	47,662	0	0.0 %
367159	NAPILI WWPS #6 MODI	120,000			120,000		0.0 %
96059	* NAPILI WWPS #6 MODIFICATIONS	120,000	0	0	120,000	0	0.0 %
367160	SHERATON WW LIFT MODI	80,000		14,508	65,492		0.0 %
96060	* SHERATON WWLIFT STN MODIFICAT	80,000	0	14,508	65,492	0	0.0 %
367161	W MAUI RECYCLED WTR SYS	1,360,000	(667,434)		692,566		0.0 %
96061	* W MAUI RECYCLED WATER S EXP	1,360,000	(667,434)	0	692,566	0	0.0 %
367174	LAHAINA WWRF MOD ST 1A	12,500,000			12,500,000		0.0 %
96074	* LAHAINA WWRF MODI STAGE 1A	12,500,000	0	0	12,500,000	0	0.0 %
378320	LAHAINA WWRF UPGRD PORTBL REUS		150,000			150,000	100.0 %
97020	* LAH WWRF UPGRD/DIR POTABLE REU	0	150,000	0	0	150,000	100.0 %
378321	NAPILI #3 FM REPLCMENT		200,000		200,000		0.0 %
97021	* NAPILI NO.3 FM REPLACEMENT	0	200,000	0	200,000	0	0.0 %
378322	NAPILI #4 FM REPLCMENT		200,000		200,000		0.0 %
97022	* NAPILI NO.4 FM REPLCMNT	0	200,000	0	200,000	0	0.0 %
378323	NAPILI #5 #6 FM REPLCMENT		3,200,000			3,200,000	100.0 %
97023	* NAPILI NOS.5&6 FM REPLCMNT	0	3,200,000	0	0	3,200,000	100.0 %
378324	LAHAINA WWRF MODI STG 1A		12,500,000		12,500,000		0.0 %
97024	* LAHAINA WWRF MODI, STAGE 1A	0	12,500,000	0	12,500,000	0	0.0 %
378325	SHERATON WWPS MODIFICATIONS		1,000,000			1,000,000	100.0 %
97025	* SHERATON WWPS MODIFICATIONS	0	1,000,000	0	0	1,000,000	100.0 %
378408	LAHAINA WWPS #3 MODI		110,000			110,000	100.0 %



County of Maui  
 Statement of Appropriations and Expenditures  
 Capital Improvement Program by District  
 Fiscal Year Ending 6/30/2017 - as of 3/31/2017

06	West Maui	Prior Year	Amended	Year	Current	Balance	% of
Index	Activity ** Program *** District	Encumbrance	Budget /	to Date	Encumbrance	Available	Budget
* Activity ** Program *** District	Activity ** Program *** District	/ Carryover	Lapses	Expended	03/31/2017	Available	Available
97121	* LAHAINA WWPS #3 MODIFICATIONS	0	110,000	0	0	110,000	100.0 %
909	** Wastewater Facilities	21,417,732	16,692,566	2,459,432	31,027,567	4,623,298	12.1 %
District ***	West Maui	<u>27,543,478</u>	<u>29,815,076</u>	<u>2,610,480</u>	<u>36,579,510</u>	<u>18,168,562</u>	<u>31.7 %</u>

**County of Maui**  
**Statement of Appropriations and Expenditures**  
**Capital Improvement Program by District**  
**Fiscal Year Ending 6/30/2017 - as of 3/31/2017**

07	Lanai	Prior Year	Amended	Year	Current	Balance	% of
Index	Activity ** Program *** District	Encumbrance	Budget /	to Date	Encumbrance	Available	Budget
367110	LANAI FIRE STN IMPRVMNT	/ Carryover	Lapses	Expended	03/31/2017	03/31/2017	Available
		10,000	(10,000)				-
<b>96010</b>	<b>* LANAI FIRE STN IMPRVMNTS</b>	<b>10,000</b>	<b>(10,000)</b>	<b>0</b>	<b>0</b>	<b>0</b>	<b>- -</b>
378329	LANAI FIRE STN IMPRVMNTS		10,000			10,000	100.0 %
<b>97029</b>	<b>* LANAI FIRE STN IMPROVEMENTS</b>	<b>0</b>	<b>10,000</b>	<b>0</b>	<b>0</b>	<b>10,000</b>	<b>100.0 %</b>
378286	LANAI BASEYARD IMPRV		19,650			19,650	100.0 %
<b>97086</b>	<b>* LANAI BASEYARD IMPROVEMENTS</b>	<b>0</b>	<b>19,650</b>	<b>0</b>	<b>0</b>	<b>19,650</b>	<b>100.0 %</b>
<b>903</b>	<b>** Government Facilities</b>	<b>10,000</b>	<b>19,650</b>	<b>0</b>	<b>0</b>	<b>29,650</b>	<b>100.0 %</b>
356417	LANAI PARKS SYSTEM	7,483		3,958	3,525		0.0 %
<b>95017</b>	<b>* LANAI PARKS SYSTEM</b>	<b>7,483</b>	<b>0</b>	<b>3,958</b>	<b>3,525</b>	<b>0</b>	<b>0.0 %</b>
367111	LANAI PARKS SYSTEM	119,731	(59)	58,063	61,609		0.0 %
<b>96011</b>	<b>* LANAI PARKS SYSTEM</b>	<b>119,731</b>	<b>(59)</b>	<b>58,063</b>	<b>61,609</b>	<b>0</b>	<b>0.0 %</b>
378246	LANAI PARKS SYSTEM		19,153		19,153		0.0 %
378345	LANAI PARKS SYSTEM		25,000		25,000		0.0 %
<b>97045</b>	<b>* LANAI PARKS SYSTEM</b>	<b>0</b>	<b>44,153</b>	<b>0</b>	<b>44,153</b>	<b>0</b>	<b>0.0 %</b>
<b>904</b>	<b>** Parks and Recreation</b>	<b>127,214</b>	<b>44,094</b>	<b>62,021</b>	<b>109,287</b>	<b>0</b>	<b>0.0 %</b>
<b>District *** Lanai</b>		<b>137,214</b>	<b>63,744</b>	<b>62,021</b>	<b>109,287</b>	<b>29,650</b>	<b>14.8 %</b>

**County of Maui**  
**Statement of Appropriations and Expenditures**  
**Capital Improvement Program by District**  
**Fiscal Year Ending 6/30/2017 - as of 3/31/2017**

08	Molokai	Prior Year Encumbrance / Carryover	Amended Budget / Lapses	Year to Date Expended	Current Encumbrance 03/31/2017	Balance Available	% of Budget Available
Index	* Activity ** Program *** District						
367246	KAUNAKAKAI DRAINAGE SYS B	328,689		100,519	228,170		0.0 %
<b>96046</b>	<b>* KAUNAKAKAI DRAINAGE SYSTEM B</b>	<b>328,689</b>	<b>0</b>	<b>100,519</b>	<b>228,170</b>	<b>0</b>	<b>0.0 %</b>
378290	KAUNAKAKAI DRAIN SYS B		69,700		69,700		0.0 %
<b>97090</b>	<b>* KAUNAKAKAI DRAINAGE SYSTEM B</b>	<b>0</b>	<b>69,700</b>	<b>0</b>	<b>69,700</b>	<b>0</b>	<b>0.0 %</b>
<b>901</b>	<b>** Drainage</b>	<b>328,689</b>	<b>69,700</b>	<b>100,519</b>	<b>297,870</b>	<b>0</b>	<b>0.0 %</b>
356459	MOLOKAI BASEYARD DESIGN&C	162,541		16,872	145,669		0.0 %
<b>95059</b>	<b>* MOLOKAI BASEYARD</b>	<b>162,541</b>	<b>0</b>	<b>16,872</b>	<b>145,669</b>	<b>0</b>	<b>0.0 %</b>
378268	KAUNAKAKAI POLICE STN		884	884			0.0 %
<b>97068</b>	<b>* KAUNAKAKAI POLICE STATION</b>	<b>0</b>	<b>884</b>	<b>884</b>	<b>0</b>	<b>0</b>	<b>0.0 %</b>
378392	MOLOKAI BASEYARD		3,703,000			3,703,000	100.0 %
<b>97091</b>	<b>* MOLOKAI BASEYARD</b>	<b>0</b>	<b>3,703,000</b>	<b>0</b>	<b>0</b>	<b>3,703,000</b>	<b>100.0 %</b>
<b>903</b>	<b>** Government Facilities</b>	<b>162,541</b>	<b>3,703,884</b>	<b>17,756</b>	<b>145,669</b>	<b>3,703,000</b>	<b>95.8 %</b>
356418	MOLOKAI PARKS SYSTEM	18,064	(9,032)	9,032			0.0 %
<b>95018</b>	<b>* MOLOKAI PARKS SYSTEM</b>	<b>18,064</b>	<b>(9,032)</b>	<b>9,032</b>	<b>0</b>	<b>0</b>	<b>0.0 %</b>
367112	MOLOKAI PARKS SYSTEM	225,455	(1,972)	152,517	70,966		0.0 %
<b>96012</b>	<b>* MOLOKAI PARKS SYSTEM</b>	<b>225,455</b>	<b>(1,972)</b>	<b>152,517</b>	<b>70,966</b>	<b>0</b>	<b>0.0 %</b>
378351	MOLOKAI PARKS SYSTEM		320,000	44		319,956	100.0 %
<b>97051</b>	<b>* MOLOKAI PARKS SYSTEM</b>	<b>0</b>	<b>320,000</b>	<b>44</b>	<b>0</b>	<b>319,956</b>	<b>100.0 %</b>
<b>904</b>	<b>** Parks and Recreation</b>	<b>243,519</b>	<b>308,996</b>	<b>161,593</b>	<b>70,966</b>	<b>319,956</b>	<b>57.9 %</b>
524780	MOLOKAI DISTRIB SYST IMPRVMTS	1,685			1,685		0.0 %
<b>94093</b>	<b>* MOLOKAI DIST SYSTEM IMPROVEMEN</b>	<b>1,685</b>	<b>0</b>	<b>0</b>	<b>1,685</b>	<b>0</b>	<b>0.0 %</b>
524790	MOLOKAI SOURCE IMPROVEMENTS	275,190			275,190		0.0 %

**County of Maui**  
**Statement of Appropriations and Expenditures**  
**Capital Improvement Program by District**  
**Fiscal Year Ending 6/30/2017 - as of 3/31/2017**

08	Molokai	Prior Year	Amended	Year	Current	Balance	% of
Index	Activity ** Program *** District	Encumbrance	Budget /	to Date	Encumbrance	Available	Budget
* Activity ** Program *** District		/ Carryover	Lapses	Expended	03/31/2017		Available
94094	* MOLOKAI SOURCE IMPROVEMENTS	275,190	0	0	275,190	0	0.0 %
905	** WATER SUPPLY	276,875	0	0	276,875	0	0.0 %
345278	MOLOKAI LDFILL CELL#4 CONSTRUC		63,232	63,232			0.0 %
94059	* MOLOKAI LANDFILL CELL#4 CONSTR	0	63,232	63,232	0	0	0.0 %
367170	KALAMAULA CLOSED LF REMEDIATIN	400,000		57,505	342,495		0.0 %
96070	* KALAMAULA CLSD LF REMEDIATION	400,000	0	57,505	342,495	0	0.0 %
378313	MOLOKAI LF-ENVTL ASSESSMNT		160,000			160,000	100.0 %
97013	* MOLIKAI LF-ENV'TAL ASSESSMNT	0	160,000	0	0	160,000	100.0 %
908	** Solid Waste Facilities	400,000	223,232	120,737	342,495	160,000	25.7 %
District ***	Molokai	1,411,624	4,305,812	400,605	1,133,875	4,182,956	73.2 %

**County of Maui**  
**Statement of Appropriations and Expenditures**  
**Capital Improvement Program by District**  
**Fiscal Year Ending 6/30/2017 - as of 3/31/2017**

09	Countywide	Prior Year	Amended	Year	Current	Balance	% of
Index	Activity ** Program *** District	Encumbrance	Budget /	to Date	Encumbrance	Available	Budget
*	**	/	Lapses	Expended	03/31/2017	0	Available
379515	MAUI MOTOR SPORTS PARK		2,000,000			2,000,000	100.0 %
<b>97099</b>	<b>* State/Fed/PVT FY96 FY06 FY16</b>	<b>0</b>	<b>2,000,000</b>	<b>0</b>	<b>0</b>	<b>2,000,000</b>	<b>100.0 %</b>
<b>361</b>	<b>** PARKS STATE GRANTS</b>	<b>0</b>	<b>2,000,000</b>	<b>0</b>	<b>0</b>	<b>2,000,000</b>	<b>100.0 %</b>
321203	CW DRAINAGE IMPROVEMENTS	566,257		25,278	540,979		0.0 %
<b>92037</b>	<b>* CW DRAINAGE IMPROVEMENTS</b>	<b>566,257</b>	<b>0</b>	<b>25,278</b>	<b>540,979</b>	<b>0</b>	<b>0.0 %</b>
331249	CW DRAINAGE IMPROVEMENTS	195,702		12,571	183,131		0.0 %
<b>93049</b>	<b>* CW DRAINAGE IMPROVEMENTS</b>	<b>195,702</b>	<b>0</b>	<b>12,571</b>	<b>183,131</b>	<b>0</b>	<b>0.0 %</b>
345319	CW DRAINAGE IMPROVEMENTS	154,222	(1,271)		152,950		0.0 %
345389	PAPA AVE DRAINAGE IMPROVEMENTS	36,385			36,385		0.0 %
<b>94019</b>	<b>* CW DRAINAGE IMPROVEMENTS</b>	<b>190,607</b>	<b>(1,271)</b>	<b>0</b>	<b>189,335</b>	<b>0</b>	<b>0.0 %</b>
356272	CW DRAINAGE-KAHEKILI HWY	52,787		32,697	20,090		0.0 %
356273	CW DRAINAGE-S KIHEI CULVERT	11,410			11,410		0.0 %
356283	CW DRAINAGE-MAKENA ALANUI	3,000			3,000		0.0 %
<b>95056</b>	<b>* CW DRAINAGE IMPROVEMENTS</b>	<b>67,197</b>	<b>0</b>	<b>32,697</b>	<b>34,500</b>	<b>0</b>	<b>0.0 %</b>
367248	CW DRAINAGE IMPROVEMENTS		48,211			48,211	100.0 %
368260	CW DRAINAGE HAIKU RD	85,059		91,851		(6,792)	(8)%
368261	CW DRAINAGE NAPILI 4/5 CULVERT	243,000			243,000		0.0 %
368262	CW DRAINAGE WAIEHU STREAM	266,380			266,380		0.0 %
368263	CW DRAINAGE WAIPOLI	173,897		91,707	119,300	(37,110)	(21.3)%
368268	CW DRAINAGE KALEPA REPAIRS	219,577		117,584	101,993		0.0 %
368269	CW DRAINAGE MALUHIA BCH LOTS S	45,127				45,127	100.0 %
368270	CW DRAINAGE HIOLANI ST	11,430		8,572	2,857		0.0 %
368273	CW DRAINAGE WAIAKOA DRAINAGEWY			34,886	14,550	(49,436)	-
<b>96048</b>	<b>* CW DRAINAGE IMPROVEMENTS</b>	<b>1,044,470</b>	<b>48,211</b>	<b>344,600</b>	<b>748,080</b>	<b>0</b>	<b>0.0 %</b>
378369	CW DRAINAGE IMPROVEMENTS		1,000,000			1,000,000	100.0 %

**County of Maui**  
**Statement of Appropriations and Expenditures**  
**Capital Improvement Program by District**  
**Fiscal Year Ending 6/30/2017 - as of 3/31/2017**

09	Countywide	Prior Year	Amended	Year	Current	Balance	% of
Index	Activity ** Program *** District	Encumbrance	Budget /	to Date	Encumbrance	Available	Budget
		/ Carryover	Lapses	Expended	03/31/2017		Available
379075	CW DRAINAGE HIOLANI ST			41,472	19,383	(60,855)	-
379077	CW DRAINAGE IAO STREAM			691,782	42,654	(734,436)	-
379082	CW DRAINAGE WAKEA & HOOHANA			128		(128)	-
379095	CW DRAINAGE HAUOLI ST			140,280	64,301	(204,581)	-
<b>97069</b>	<b>* CW DRAINAGE IMPROVEMENTS</b>	<b>0</b>	<b>1,000,000</b>	<b>873,662</b>	<b>126,338</b>	<b>0</b>	<b>0.0 %</b>
<b>901</b>	<b>** Drainage</b>	<b>2,064,233</b>	<b>1,046,940</b>	<b>1,288,808</b>	<b>1,822,363</b>	<b>0</b>	<b>0.0 %</b>
331136	CW PW ADA IMPROVEMENTS	78,427		78,427			0.0 %
<b>93036</b>	<b>* CW PW ADA IMPROVEMENTS</b>	<b>78,427</b>	<b>0</b>	<b>78,427</b>	<b>0</b>	<b>0</b>	<b>0.0 %</b>
331251	PUBLIC SAFETY RADIO SYSTEM	9,468	(9,468)				-
<b>93051</b>	<b>* PUBLIC SAFETY RADIO SYSTEM</b>	<b>9,468</b>	<b>(9,468)</b>	<b>0</b>	<b>0</b>	<b>0</b>	<b>- -</b>
345291	BUS STOPS & SHELTERS	4,164		4,164			0.0 %
<b>94060</b>	<b>* BUS STOPS &amp; SHELTERS</b>	<b>4,164</b>	<b>0</b>	<b>4,164</b>	<b>0</b>	<b>0</b>	<b>0.0 %</b>
345290	PUBLIC SAFETY RADIO SYS REPLC	976,281		629,629	346,652		0.0 %
<b>94062</b>	<b>* PUBLIC SAFETY RADIO SYS REPLCT</b>	<b>976,281</b>	<b>0</b>	<b>629,629</b>	<b>346,652</b>	<b>0</b>	<b>0.0 %</b>
345363	PUBLIC SAFETY RADIO SYSTEM REP	22,900		22,900			0.0 %
<b>94063</b>	<b>* PUBLIC SAFETY RADIO SYS REPLAC</b>	<b>22,900</b>	<b>0</b>	<b>22,900</b>	<b>0</b>	<b>0</b>	<b>0.0 %</b>
356425	BUS STOPS AND SHELTERS	329,842	(39,290)	263,383	27,168		0.0 %
<b>95025</b>	<b>* BUS STOPS AND SHELTERS</b>	<b>329,842</b>	<b>(39,290)</b>	<b>263,383</b>	<b>27,168</b>	<b>0</b>	<b>0.0 %</b>
356460	PUBLIC SAFETY RADIO SYSTEM REP	293,770	(30,532)	30,175	233,063		0.0 %
<b>95060</b>	<b>* PUBLIC SAFETY RADIO SYS REPLAC</b>	<b>293,770</b>	<b>(30,532)</b>	<b>30,175</b>	<b>233,063</b>	<b>0</b>	<b>0.0 %</b>
367250	BUS STOPS & SHELTERS	99,540	534,618	142,162	491,996		0.0 %
<b>96050</b>	<b>* BUS STOPS AND SHELTERS</b>	<b>99,540</b>	<b>534,618</b>	<b>142,162</b>	<b>491,996</b>	<b>0</b>	<b>0.0 %</b>
367256	SW CW EQUIPMENT	2,035,664		2,035,664			0.0 %

**County of Maui**  
**Statement of Appropriations and Expenditures**  
**Capital Improvement Program by District**  
**Fiscal Year Ending 6/30/2017 - as of 3/31/2017**

09	Countywide	Prior Year	Amended	Year	Current	Balance	% of
Index	* Activity ** Program *** District	Encumbrance	Budget /	to Date	Encumbrance	Available	Budget
		/ Carryover	Lapses	Expended	03/31/2017		Available
367258	PUMPER TRUCK/PUKOO FIRE	696,457			696,457		0.0 %
<b>96051</b>	<b>* CW EQUIPMENT</b>	<b>2,732,121</b>	<b>0</b>	<b>2,035,664</b>	<b>696,457</b>	<b>0</b>	<b>0.0 %</b>
378226	WM VACUUM ST SWEEPER		278,988		278,988		0.0 %
378227	REFUSE TRUCK/LOADER/COMPACTOR		2,871,626		2,871,626		0.0 %
<b>97027</b>	<b>* CW EQUIPMENT</b>	<b>0</b>	<b>3,150,614</b>	<b>0</b>	<b>3,150,614</b>	<b>0</b>	<b>0.0 %</b>
378371	BRIDGE INSPECTN & EVALUATION		80,000		13,020	66,980	83.7 %
<b>97071</b>	<b>* BRIDGE INSPECTN/EVALUATION</b>	<b>0</b>	<b>80,000</b>	<b>0</b>	<b>13,020</b>	<b>66,980</b>	<b>83.7 %</b>
<b>902</b>	<b>** Other Projects</b>	<b>4,546,513</b>	<b>3,685,942</b>	<b>3,206,504</b>	<b>4,958,970</b>	<b>66,980</b>	<b>0.8 %</b>
303189	COUNTY BUILDING RENOVATION	46,706			46,706		0.0 %
<b>90113</b>	<b>* County bldg renovations</b>	<b>46,706</b>	<b>0</b>	<b>0</b>	<b>46,706</b>	<b>0</b>	<b>0.0 %</b>
303191	CW FIRE FACILITIES	1,750			1,750		0.0 %
<b>90115</b>	<b>* CW fire facilities</b>	<b>1,750</b>	<b>0</b>	<b>0</b>	<b>1,750</b>	<b>0</b>	<b>0.0 %</b>
313204	CW FACILITY BUILDING IMPRVMENTS	47,589			47,589		0.0 %
<b>91034</b>	<b>* CW facilty bldg improvements</b>	<b>47,589</b>	<b>0</b>	<b>0</b>	<b>47,589</b>	<b>0</b>	<b>0.0 %</b>
313205	CW FIRE FACILITIES	38,075			38,075		0.0 %
<b>91035</b>	<b>* CW fire facilities</b>	<b>38,075</b>	<b>0</b>	<b>0</b>	<b>38,075</b>	<b>0</b>	<b>0.0 %</b>
323021	CW FIRE FACILITIES	3,958			3,958		0.0 %
<b>92008</b>	<b>* CW FIRE FACILITIES</b>	<b>3,958</b>	<b>0</b>	<b>0</b>	<b>3,958</b>	<b>0</b>	<b>0.0 %</b>
331115	CW FACILITY BLDG IMPROVEMENTS	15,271		10,606	4,665		0.0 %
<b>93015</b>	<b>* CW FACILITY BLDG IMPROVEMENTS</b>	<b>15,271</b>	<b>0</b>	<b>10,606</b>	<b>4,665</b>	<b>0</b>	<b>0.0 %</b>
331117	CW POLICE FACILITIES	23,753			23,753		0.0 %
<b>93017</b>	<b>* CW POLICE FACILITIES</b>	<b>23,753</b>	<b>0</b>	<b>0</b>	<b>23,753</b>	<b>0</b>	<b>0.0 %</b>

**County of Maui**  
**Statement of Appropriations and Expenditures**  
**Capital Improvement Program by District**  
**Fiscal Year Ending 6/30/2017 - as of 3/31/2017**

09	Countywide	Prior Year	Amended	Year	Current	Balance	% of
Index	Activity ** Program *** District	Encumbrance	Budget /	to Date	Encumbrance	Available	Budget
		/ Carryover	Lapses	Expended	03/31/2017		Available
345320	CW FACILITY BLDG IMPROVEMENTS	42,609		19,211	23,398		0.0 %
<b>94020</b>	<b>* CW FACILITY BLDG IMPROVEMENTS</b>	<b>42,609</b>	<b>0</b>	<b>19,211</b>	<b>23,398</b>	<b>0</b>	<b>0.0 %</b>
345321	CW FIRE FACILITIES	149,808	(260)	138,090	11,458		0.0 %
<b>94021</b>	<b>* CW FIRE FACILITIES</b>	<b>149,808</b>	<b>(260)</b>	<b>138,090</b>	<b>11,458</b>	<b>0</b>	<b>0.0 %</b>
345323	CW FUEL TANK REPLACEMENTS	211,210		211,210			0.0 %
<b>94023</b>	<b>* CW FUEL TANK REPLACEMENTS</b>	<b>211,210</b>	<b>0</b>	<b>211,210</b>	<b>0</b>	<b>0</b>	<b>0.0 %</b>
345264	KALANA O MAUI CAMPUS EXP DESIG	340,944		28,738	312,206		0.0 %
<b>94102</b>	<b>* KALANA O MAUI CAMPUS EXP DESIG</b>	<b>340,944</b>	<b>0</b>	<b>28,738</b>	<b>312,206</b>	<b>0</b>	<b>0.0 %</b>
356451	CW FAC KALANA PAKUI CARPET	18,000			18,000		0.0 %
356544	CW FAC BLDG CRTHOUSE CHILLER	8,325			8,325		0.0 %
356558	CW FAC KALANA LEAK RPR	20,996		6,902	14,094		0.0 %
356583	CW FAC KALANA ELECTRICAL UPGRD	135,000		60,000	75,000		0.0 %
356599	CW FAC KAOHU ST PARK'G LOT	49,000			49,000		0.0 %
356606	CW FAC MUNI CAMPUS LSCAPE	8,100			8,100		0.0 %
356613	CW FAC KALANA O MAUI PRK LOT	5,700		775	4,925		0.0 %
<b>95021</b>	<b>* CW FACILITY BLDG IMPROVEMENTS</b>	<b>245,121</b>	<b>0</b>	<b>67,677</b>	<b>177,444</b>	<b>0</b>	<b>0.0 %</b>
356452	CW POLICE FAC-RECORDS&EVIDENCE	115,761		106,197	9,564		0.0 %
<b>95022</b>	<b>* CW POLICE FACILITIES</b>	<b>115,761</b>	<b>0</b>	<b>106,197</b>	<b>9,564</b>	<b>0</b>	<b>0.0 %</b>
367113	CW FIRE FACILITIES	300,000	(299,282)			718	100.0 %
368801	CW FIRE FACILITIES			(63,453)		63,453	-
368877	CW FIRE FAC FUEL TANK REPLCMNT			718		(718)	-
<b>96013</b>	<b>* CW FIRE FACILITIES</b>	<b>300,000</b>	<b>(299,282)</b>	<b>(62,735)</b>	<b>0</b>	<b>63,453</b>	<b>8,837.5 %</b>
367114	CW FUEL TANK FACILITIES	100,000	(20,500)			79,500	100.0 %
368892	CW FUEL TANK LANAI FIRE STN				79,500	(79,500)	-
<b>96014</b>	<b>* CW FUEL TANK REPLACEMENTS</b>	<b>100,000</b>	<b>(20,500)</b>	<b>0</b>	<b>79,500</b>	<b>0</b>	<b>0.0 %</b>



**County of Maui**  
**Statement of Appropriations and Expenditures**  
**Capital Improvement Program by District**  
**Fiscal Year Ending 6/30/2017 - as of 3/31/2017**

09	Countywide	Prior Year	Amended	Year	Current	Balance	% of
Index	Activity ** Program *** District	Encumbrance	Budget /	to Date	Encumbrance	Available	Budget
*	**	/	Lapses	Expended	03/31/2017	(	Available
367115	CW POLICE FACILITIES	150,000	(73,961)			76,039	100.0 %
368882	CW POLICE COTTAGE B			73,434	2,286	(75,721)	-
<b>96015</b>	<b>* CW POLICE FACILITIES</b>	<b>150,000</b>	<b>(73,961)</b>	<b>73,434</b>	<b>2,286</b>	<b>318</b>	<b>0.4 %</b>
367249	CW FACILITY BLDG IMPRV		153,632			153,632	100.0 %
368265	CW FAC BLDG IMPRV KAOHU	161,754			161,754		0.0 %
368267	CW FAC BLDG KALANA O MAUI	13,912			93,886	(79,974)	(574.9)%
368271	CW FAC BLDG MUNICIPAL CAMPUS	47,427		41,358	18,109	(12,040)	(25.4)%
368272	CW FAC REPLC OLD CO CRTHOUSE	6,307			6,307		0.0 %
368274	CW FAC IAO PLAZA			1,618		(1,618)	-
368275	CW FAC REPLC VARIOUS LOC				60,000	(60,000)	-
<b>96049</b>	<b>* CW FACILITY BLDG IMPROVEMENTS</b>	<b>229,400</b>	<b>153,632</b>	<b>42,976</b>	<b>340,056</b>	<b>0</b>	<b>0.0 %</b>
378326	CW DMVL SATELLITE OFFICE		137,200			137,200	100.0 %
379079	CW DMVL SATELLITE KIHEI			14,370	2,208	(16,579)	-
379080	CW DMVL SATELLITE MOLOKAI			7,470		(7,470)	-
379081	CW DMVL SATELLITE HANA			5,645	3,869	(9,514)	-
<b>97026</b>	<b>* CW DMVL SATELLITE OFFICE UPGRD</b>	<b>0</b>	<b>137,200</b>	<b>27,485</b>	<b>6,077</b>	<b>103,637</b>	<b>75.5 %</b>
378367	CW POLICE FACILITIES		940,000			940,000	100.0 %
379094	CW POLICE FAC WAI STN REC&EVID			16,701	132,333	(149,034)	-
<b>97067</b>	<b>* CW POLICE FACILITIES</b>	<b>0</b>	<b>940,000</b>	<b>16,701</b>	<b>132,333</b>	<b>790,966</b>	<b>84.1 %</b>
378370	CW FACILITY BLDG IMPRV		350,000			350,000	100.0 %
379104	CW FAC KOM RETAINING WALLS				76,463	(76,463)	-
<b>97070</b>	<b>* CW FAC BLDG IMPROVEMENTS</b>	<b>0</b>	<b>350,000</b>	<b>0</b>	<b>76,463</b>	<b>273,537</b>	<b>78.2 %</b>
393016	CW FIRE FACILITIES	29,513			29,513		0.0 %
<b>99015</b>	<b>* CW FIRE FACILITIES</b>	<b>29,513</b>	<b>0</b>	<b>0</b>	<b>29,513</b>	<b>0</b>	<b>0.0 %</b>
<b>903</b>	<b>** Government Facilities</b>	<b>2,091,468</b>	<b>1,186,829</b>	<b>679,590</b>	<b>1,366,794</b>	<b>1,231,911</b>	<b>37.6 %</b>

**County of Maui**  
**Statement of Appropriations and Expenditures**  
**Capital Improvement Program by District**  
**Fiscal Year Ending 6/30/2017 - as of 3/31/2017**

09	Countywide	Prior Year	Amended	Year	Current	Balance	% of
Index	* Activity ** Program *** District	Encumbrance	Budget /	to Date	Encumbrance	Available	Budget
		/ Carryover	Lapses	Expended	03/31/2017		Available
331120	LARGE CAP CESSPOOL CLOSURE	2,890			2,890		0.0 %
<b>93020</b>	<b>* LARGE CAPACITY CESSPOOL CLOSE</b>	<b>2,890</b>	<b>0</b>	<b>0</b>	<b>2,890</b>	<b>0</b>	<b>0.0 %</b>
356453	CW PARKS ADA ACCESSIBLE	880		880			0.0 %
356495	CW PARKS ADA GENERAL MISC	60,000			60,000		0.0 %
356602	CW PARKS ADA WAIEHU GOLF COURS	14,140		9,944	4,196		0.0 %
356609	CW PARKS ADA SUN-YAT-SEN	9,700		3,800	5,900		0.0 %
<b>95023</b>	<b>* CW PARKS AM W/ DISABILITIES IM</b>	<b>84,720</b>	<b>0</b>	<b>14,624</b>	<b>70,096</b>	<b>0</b>	<b>0.0 %</b>
356502	CW PARK RESTROOM FAC MAINT	139,079		17,929	121,150		0.0 %
356540	CW PARK RR FAC-HOOKIPA	6,915			6,915		0.0 %
356545	CW PARK RR FAC-WAIALE	5,312			5,312		0.0 %
356546	CW PARK RR FAC-KEO SKATE	5,512			5,512		0.0 %
356547	CW PARK RR KEO SBALL FLD	5,600			5,600		0.0 %
356548	CW PARK RR KULA BALL FLD	5,189			5,189		0.0 %
356549	CW PARK RR KULA COMM CTR	7,190			7,190		0.0 %
356551	CW PARK RR ETAM MH& FLD	8,420			8,420		0.0 %
356552	CW PARK RR HAIKU CC/ADA	3,227			3,227		0.0 %
356553	CW PARK RR TAVARES CCTR	5,498			5,498		0.0 %
356554	CW PARK RR KEOKEA PARK	5,436			5,436		0.0 %
356555	CW PARK RR DT FLEMMING	4,992			4,992		0.0 %
356556	CW PARK RR KEO PLAYGRND	5,550			5,550		0.0 %
356557	CW PARK RR PAIA CCTR	1,275			1,275		0.0 %
<b>95024</b>	<b>* CW PARK RR FACILITY IMPROVEMNT</b>	<b>209,195</b>	<b>0</b>	<b>17,929</b>	<b>191,266</b>	<b>0</b>	<b>0.0 %</b>
367116	CW PARKS ADA IMPROVEMENTS	170,222				170,221	100.0 %
368822	CW PARKS ADA WAIEHU GOLF	560			60,175	(59,615)	(10645.5)%
368856	CW PARKS ADA KAHULUI SCH	25,802		47,647	3,855	(25,700)	(99.6)%
368871	CW PARKS ADA KALAMA BB COURT			76,402	8,505	(84,907)	-
<b>96016</b>	<b>* CW PARKS ADA IMPROVEMENTS</b>	<b>196,584</b>	<b>0</b>	<b>124,049</b>	<b>72,535</b>	<b>(1)</b>	<b>(0)%</b>
367252	LARGE CAPACITY CESSPOOL	99,664	142,700	56,024	186,340		0.0 %

County of Maui  
Statement of Appropriations and Expenditures  
Capital Improvement Program by District  
Fiscal Year Ending 6/30/2017 - as of 3/31/2017

09	Countywide	Prior Year	Amended	Year	Current	Balance	% of
Index	Activity ** Program *** District	Encumbrance	Budget /	to Date	Encumbrance	Available	Budget
		/ Carryover	Lapses	Expended	03/31/2017		Available
<b>96052</b>	<b>* LARGE CAPACITY CESSPOOL CLOSUR</b>	<b>99,664</b>	<b>142,700</b>	<b>56,024</b>	<b>186,340</b>	<b>0</b>	<b>0.0 %</b>
378332	CW PARK PLAYGROUND IMPRV		770,000			770,000	100.0 %
378334	CW PARK WAILUKU HEIGHTS		30,000			30,000	100.0 %
378336	CW PARK PLAYGROUND IMPRV		115,000			115,000	100.0 %
379132	CW PARK PLAYGRD WAIALE PARK				266,800	(266,800)	-
379140	CW PARK PLAYGRD KEOPUOLANI PRK			2,030		(2,030)	-
<b>97032</b>	<b>* CW PARK PLAYGROUND IMPROVEMENT</b>	<b>0</b>	<b>915,000</b>	<b>2,030</b>	<b>266,800</b>	<b>646,170</b>	<b>70.6 %</b>
378333	CW ADA IMPROVMENTS		300,000			300,000	100.0 %
379102	CW ADA IMPROV GOLF COURSE				28,201	(28,201)	-
379107	CW ADA IMPROV KAH SCH PARK P-2			480		(480)	-
379115	CW ADA IMPROV SUN YAT-SEN				101,980	(101,980)	-
379131	CW ADA IMPROV M PAUOLE CTR				1,556	(1,556)	-
<b>97033</b>	<b>* CW ADA IMPROVEMENTS</b>	<b>0</b>	<b>300,000</b>	<b>480</b>	<b>131,737</b>	<b>167,783</b>	<b>55.9 %</b>
<b>904</b>	<b>** Parks and Recreation</b>	<b>593,053</b>	<b>1,357,700</b>	<b>215,136</b>	<b>921,664</b>	<b>813,952</b>	<b>41.7 %</b>
520770	C'WIDE TANK/FACILITY IMPROVEM.	5,900			5,900		0.0 %
<b>90196</b>	<b>* CW facility improvements</b>	<b>5,900</b>	<b>0</b>	<b>0</b>	<b>5,900</b>	<b>0</b>	<b>0.0 %</b>
541260	COUNTYWIDE LAND APPRAISAL/ACQ	184,548	(184,548)				-
<b>91062</b>	<b>* CW facility imprvments</b>	<b>184,548</b>	<b>(184,548)</b>	<b>0</b>	<b>0</b>	<b>0</b>	<b>- -</b>
521590	FACILITY IMPRVMTS	2,877		2,877			0.0 %
<b>91067</b>	<b>* CW facility improvements</b>	<b>2,877</b>	<b>0</b>	<b>2,877</b>	<b>0</b>	<b>0</b>	<b>0.0 %</b>
522900	C'WIDE PIPE/FACILITY IMPROVMTS	15,022		15,022			0.0 %
522930	C'WIDE LAND APPRAISL/ACQUISITN	12,988			12,988		0.0 %
<b>92087</b>	<b>* CW FACILITY IMPROVEMENTS</b>	<b>28,010</b>	<b>0</b>	<b>15,022</b>	<b>12,988</b>	<b>0</b>	<b>0.0 %</b>
543150	COUNTYWIDE SOURCE DEVELOP/ACQ	289,527	(151,584)		137,943		0.0 %

**County of Maui**  
**Statement of Appropriations and Expenditures**  
**Capital Improvement Program by District**  
**Fiscal Year Ending 6/30/2017 - as of 3/31/2017**

09	Countywide	Prior Year	Amended	Year	Current	Balance	% of
Index	Activity ** Program *** District	Encumbrance	Budget /	to Date	Encumbrance	Available	Budget
		/ Carryover	Lapses	Expended	03/31/2017		Available
<b>93083</b>	<b>* CW SOURCE DEVT/ACQUISITION</b>	<b>289,527</b>	<b>(151,584)</b>	<b>0</b>	<b>137,943</b>	<b>0</b>	<b>0.0 %</b>
523540	COUNTYWIDE FACILITY IMPROVEMTS	583,113		345,567	237,547		0.0 %
<b>93087</b>	<b>* CW FACILITY IMPROVEMENTS</b>	<b>583,113</b>	<b>0</b>	<b>345,567</b>	<b>237,547</b>	<b>0</b>	<b>0.0 %</b>
524820	COUNTYWIDE FACILITY IMPROVMTS	729,523		676,206	53,317		0.0 %
524830	COUNTYWIDE PUMP IMPROVEMENTS	706,499		306,134	400,365		0.0 %
<b>94095</b>	<b>* CW FACILITY IMPROVEMENTS</b>	<b>1,436,022</b>	<b>0</b>	<b>982,340</b>	<b>453,682</b>	<b>0</b>	<b>0.0 %</b>
544120	CW Source Dev/Acquisition	80,704	(108,124)	(27,420)			0.0 %
<b>94096</b>	<b>* CW SOURCE DEV'T/ACQUISITION</b>	<b>80,704</b>	<b>(108,124)</b>	<b>(27,420)</b>	<b>0</b>	<b>0</b>	<b>0.0 %</b>
535050	WAILUKU HEIGHTS TANK 30 BOOSTE	7,669,297		1,139,679	6,529,618		0.0 %
<b>95084</b>	<b>* CW UPGRADES and REPLACEMENT</b>	<b>7,669,297</b>	<b>0</b>	<b>1,139,679</b>	<b>6,529,618</b>	<b>0</b>	<b>0.0 %</b>
545160	COUNTYWIDE RELIABLE CAPACITY	1,191,150	(15,000)	183,857	992,293		0.0 %
<b>95086</b>	<b>* CW RELIABLE CAPACITY</b>	<b>1,191,150</b>	<b>(15,000)</b>	<b>183,857</b>	<b>992,293</b>	<b>0</b>	<b>0.0 %</b>
545170	CTYWIDE UPGRADES & REPLCMTS	507,826		507,826			0.0 %
<b>95087</b>	<b>* CW UPGRADES AND REPLACEMENT</b>	<b>507,826</b>	<b>0</b>	<b>507,826</b>	<b>0</b>	<b>0</b>	<b>0.0 %</b>
525010	COUNTYWIDE CONSERVATION	668,456		53,900	614,556		0.0 %
<b>95088</b>	<b>* CW CONSERVATION PROGRAM</b>	<b>668,456</b>	<b>0</b>	<b>53,900</b>	<b>614,556</b>	<b>0</b>	<b>0.0 %</b>
525020	CTYWIDE FACILITY IMPRVMTS	1,863,553	(7,073)	556,044	1,300,436		0.0 %
<b>95089</b>	<b>* CW FACILITY IMPROVEMENTS</b>	<b>1,863,553</b>	<b>(7,073)</b>	<b>556,044</b>	<b>1,300,436</b>	<b>0</b>	<b>0.0 %</b>
525040	CTYWIDE UPGRADES & REPLCMTS	599,897	(467)	575,185	24,244		0.0 %
<b>95090</b>	<b>* CW UPGRADES AND REPLACEMENT</b>	<b>599,897</b>	<b>(467)</b>	<b>575,185</b>	<b>24,244</b>	<b>0</b>	<b>0.0 %</b>
526030	CW CONSERVATION PROGRAM	964,616	(747,946)	216,670			0.0 %
<b>96077</b>	<b>* CW CONSERVATION PROGRAM</b>	<b>964,616</b>	<b>(747,946)</b>	<b>216,670</b>	<b>0</b>	<b>0</b>	<b>0.0 %</b>

**County of Maui**  
**Statement of Appropriations and Expenditures**  
**Capital Improvement Program by District**  
**Fiscal Year Ending 6/30/2017 - as of 3/31/2017**

09	Countywide	Prior Year	Amended	Year	Current	Balance	% of
Index	Activity ** Program *** District	Encumbrance	Budget /	to Date	Encumbrance	Available	Budget
		/ Carryover	Lapses	Expended	03/31/2017		Available
526040	CW UPGRADES & REPLACEMENT	2,438,237	(649,445)	41,109	1,747,682		0.0 %
<b>96078</b>	<b>* CW UPGRADES &amp; REPLACEMENT</b>	<b>2,438,237</b>	<b>(649,445)</b>	<b>41,109</b>	<b>1,747,682</b>	<b>0</b>	<b>0.0 %</b>
537000	OMAOPIO TANK BOOSTER PUMP REPL		2,000,000			2,000,000	100.0 %
<b>97108</b>	<b>* OMAOPIO TANK BOOSTER PR</b>	<b>0</b>	<b>2,000,000</b>	<b>0</b>	<b>0</b>	<b>2,000,000</b>	<b>100.0 %</b>
527030	CTYWIDE UPGRADES & RPLCMNTS		811,000		6,771	804,229	99.2 %
547010	CTYWIDE UPGRADES AND REPLCMNTS		1,950,000	48,123	472,806	1,429,072	73.3 %
<b>97109</b>	<b>* CW UPGRADES &amp; REPLACEMENTS</b>	<b>0</b>	<b>2,761,000</b>	<b>48,123</b>	<b>479,577</b>	<b>2,233,301</b>	<b>80.9 %</b>
527010	WATERLINE SVC LATERALS RPLCMNTS		1,000,000	80,310	5,999	913,691	91.4 %
<b>97110</b>	<b>* CW CONSERVATION PROGRAM</b>	<b>0</b>	<b>1,000,000</b>	<b>80,310</b>	<b>5,999</b>	<b>913,691</b>	<b>91.4 %</b>
527020	CTYWIDE FACILITY IMPRVMTS		2,150,000	24,401	100,367	2,025,232	94.2 %
<b>97111</b>	<b>* CW FACILITY IMPROVEMENTS</b>	<b>0</b>	<b>2,150,000</b>	<b>24,401</b>	<b>100,367</b>	<b>2,025,232</b>	<b>94.2 %</b>
<b>905</b>	<b>** WATER SUPPLY</b>	<b>18,513,733</b>	<b>6,046,813</b>	<b>4,745,490</b>	<b>12,642,832</b>	<b>7,172,224</b>	<b>29.2 %</b>
317016	CW BRIDGE REPAIR/MAINTENANCE	19,604		19,604			0.0 %
317020	BIKEWAY PROJECTS	146,568			146,568		0.0 %
<b>91000</b>	<b>* FY 2001 CIP projects</b>	<b>166,172</b>	<b>0</b>	<b>19,604</b>	<b>146,568</b>	<b>0</b>	<b>0.0 %</b>
327032	CW ROAD RESURFACING	490,851		378,644	112,207		0.0 %
<b>92021</b>	<b>* CW ROAD RESURFACING</b>	<b>490,851</b>	<b>0</b>	<b>378,644</b>	<b>112,207</b>	<b>0</b>	<b>0.0 %</b>
327033	CW SAFETY IMPROVEMENTS	1,805		1,805			0.0 %
<b>92022</b>	<b>* CW SAFETY IMPROVEMENTS</b>	<b>1,805</b>	<b>0</b>	<b>1,805</b>	<b>0</b>	<b>0</b>	<b>0.0 %</b>
337014	BIKEWAY PROGRAMS 2003	37,817			37,817		0.0 %
<b>93000</b>	<b>* FY 2003 &amp; 1993 CIP projects</b>	<b>37,817</b>	<b>0</b>	<b>0</b>	<b>37,817</b>	<b>0</b>	<b>0.0 %</b>
331131	CW ROAD RESURFACING	330,787		304,346	26,441		0.0 %

**County of Maui**  
**Statement of Appropriations and Expenditures**  
**Capital Improvement Program by District**  
**Fiscal Year Ending 6/30/2017 - as of 3/31/2017**

09	Countywide	Prior Year	Amended	Year	Current	Balance	% of
Index	* Activity ** Program *** District	Encumbrance	Budget /	to Date	Encumbrance	Available	Budget
		/ Carryover	Lapses	Expended	03/31/2017		Available
93031	* CW ROAD RESURFACING	330,787	0	304,346	26,441	0	0.0 %
331132	CW SAFETY IMPROVEMENTS	114,679		46,136	68,544		0.0 %
93032	* CW SAFETY IMPROVEMENTS	114,679	0	46,136	68,544	0	0.0 %
331133	CW SIDEWALK IMPROVEMENTS	53,020			53,020		0.0 %
93033	* CW SIDEWALK IMPROVEMENTS	53,020	0	0	53,020	0	0.0 %
331138	CW BIKEWAY IMPROVEMENTS	139,581			139,581		0.0 %
93038	* CW BIKEWAY IMPROVEMENTS	139,581	0	0	139,581	0	0.0 %
337507	KAMALII ELEM SCH SAFE ROUTES	81,175				81,175	100.0 %
337508	PRINCESS NAHIENAENA SAFE ROUTE	48,967				48,967	100.0 %
93099	* State/Fed/Private FY2003/2013	130,142	0	0	0	130,142	100.0 %
347020	CW BIKEWAY PROGRAMS	71,590			71,590		0.0 %
94000	* FY2004 & 1994 CIP Projects	71,590	0	0	71,590	0	0.0 %
345332	CW BRIDGE IMPROVEMENTS	144,597			144,597		0.0 %
94032	* CW BRIDGE IMPROVEMENTS	144,597	0	0	144,597	0	0.0 %
345333	CW RD RESURFACING/PAVEMENT PR	815,699	(8,141)	525,714	281,845		0.0 %
94033	* CW RD RESURFACING/PAVEMENT PRE	815,699	(8,141)	525,714	281,845	0	0.0 %
345334	CW SAFETY IMPROVEMENTS	13,310			13,310		0.0 %
94034	* CW SAFETY IMPROVEMENTS	13,310	0	0	13,310	0	0.0 %
345335	CW SIDEWALK IMPROVEMENTS	44,862		8,560	36,302		0.0 %
94035	* CW SIDEWALK IMPROVEMENTS	44,862	0	8,560	36,302	0	0.0 %
345336	CW SPEED HUMP/SPEED TABLE PRG	84,260		59,535	24,725		0.0 %
94036	* CW SPEED HUMP/SPEED TABLE PRG	84,260	0	59,535	24,725	0	0.0 %

**County of Maui**  
**Statement of Appropriations and Expenditures**  
**Capital Improvement Program by District**  
**Fiscal Year Ending 6/30/2017 - as of 3/31/2017**

09	Countywide	Prior Year	Amended	Year	Current	Balance	% of
Index	* Activity ** Program *** District	Encumbrance	Budget /	to Date	Encumbrance	Available	Budget
		/ Carryover	Lapses	Expended	03/31/2017		Available
345337	CW BIKEWAY IMPROVEMENTS	68,030		65,030	3,000		0.0 %
<b>94037</b>	<b>* CW BIKEWAY IMPROVEMENTS</b>	<b>68,030</b>	<b>0</b>	<b>65,030</b>	<b>3,000</b>	<b>0</b>	<b>0.0 %</b>
356449	CW BRIDGE KAHOLOPO'O	51,482			51,482		0.0 %
356485	CW BRIDGE IMPR-MISC	76,400		76,400			0.0 %
356590	CW BRIDGE IMPR WAIOPAI	40,554		10,000	30,554		0.0 %
<b>95031</b>	<b>* CW BRIDGE IMPROVEMENTS</b>	<b>168,436</b>	<b>0</b>	<b>86,400</b>	<b>82,036</b>	<b>0</b>	<b>0.0 %</b>
356439	WAILUKU MUNI PARKING LOT	19,650		19,650			0.0 %
356503	CW RD RESURF-HALIIMAILE RD	14,958			14,958		0.0 %
356505	CW RD RES/PVMNT-HANSEN RD	3,476		3,476			0.0 %
356506	CW RD RES/PVMNT-KOKOMO RD	122,317		28,204	94,113		0.0 %
356507	CW RD RES/PVMNT-LONO REHAB	46,817	(14,485)	32,332			0.0 %
356522	CW RD RESURF-KUIKAHI DR	4,173		4,173			0.0 %
356525	CW RD RESURF-EAST MAUI	169,994	(166,364)	3,630			0.0 %
356526	CW RD RESURF-WEST MAUI	15,721	(3,966)	727	11,028		0.0 %
356529	CW RD RESURF-BALDWIN AVE	65,369		35,519	29,850		0.0 %
356569	CW RD RESURF-KALEPA EMERGENCY	189,076			189,076		0.0 %
356570	CW RD RESURF-WELLS&WAKEA	23,695			23,695		0.0 %
356572	CW RD RESURF-KAUPAKALOA	25,350		16,900	8,450		0.0 %
356584	CW RD RESURF-UPCOUNTRY	527,280		496,799	30,481		0.0 %
356611	CW RD RESURF-WAI MUNI PARK'G	38,345		38,345			0.0 %
<b>95033</b>	<b>* CW RD RESURF &amp; PAVEMENT PRESV</b>	<b>1,266,221</b>	<b>(184,815)</b>	<b>679,755</b>	<b>401,651</b>	<b>0</b>	<b>0.0 %</b>
356434	CW SAFETY IMPROVEMENTS		(4,213)			(4,213)	100.0 %
356500	CW SAFETY MAINT-MISC	115,022		113,698		1,324	1.2 %
356511	CW SAFETY MAINT-WAKEA/HINA	4,566			4,566		0.0 %
356607	CW SAFETY S KIHEI RD LIGHT	64,660		61,771		2,889	4.5 %
<b>95034</b>	<b>* CW SAFETY IMPROVEMENTS</b>	<b>184,248</b>	<b>(4,213)</b>	<b>175,469</b>	<b>4,566</b>	<b>0</b>	<b>0.0 %</b>
356438	CW SIDEWK IMPRV-KANANI RD	962			962		0.0 %
356440	CW SIDEWK IMPRV-S MARKET	2,980			2,980		0.0 %

**County of Maui**  
**Statement of Appropriations and Expenditures**  
**Capital Improvement Program by District**  
**Fiscal Year Ending 6/30/2017 - as of 3/31/2017**

09	Countywide	Prior Year	Amended	Year	Current	Balance	% of
Index	Activity ** Program *** District	Encumbrance	Budget /	to Date	Encumbrance	Available	Budget
		/ Carryover	Lapses	Expended	03/31/2017		Available
356444	CW SIDEWK IMPRV-S KIHEI RD	4,375			4,375		0.0 %
356446	CW SIDEWK IMPRV-OLD HALEAKALA	14,031		10,523	3,508		0.0 %
356582	CW SIDEWK IMPRV-PAUWELA RD	50,885		19,800	31,085		0.0 %
356589	CW SIDEWK IMPRV-KAMEHAMEHA SDW	36,600		22,070	14,530		0.0 %
<b>95035</b>	<b>* CW SIDEWALK IMPROVEMENTS</b>	<b>109,833</b>	<b>0</b>	<b>52,393</b>	<b>57,440</b>	<b>0</b>	<b>0.0 %</b>
356612	CW SPEED HUMP/SPEED CATCH ALL	11,710		11,710			0.0 %
<b>95036</b>	<b>* CW SPEED HUMP/TABLE PROGRAM</b>	<b>11,710</b>	<b>0</b>	<b>11,710</b>	<b>0</b>	<b>0</b>	<b>0.0 %</b>
356442	CW BIKEWAY-KIHEI BIKEWY II	110,088		93,128	16,959		0.0 %
<b>95037</b>	<b>* CW BIKEWAY IMPROVEMENTS</b>	<b>110,088</b>	<b>0</b>	<b>93,128</b>	<b>16,959</b>	<b>0</b>	<b>0.0 %</b>
356710	BRIDGE INSPECTN NBIS(062)	71,310	53,567	119,030	5,081	767	0.6 %
356730	SAFE ROUTES TO SCH PRG	152,109		22,918		129,192	84.9 %
<b>95099</b>	<b>* State/Fed/PVT FY95-05-15</b>	<b>223,419</b>	<b>53,567</b>	<b>141,948</b>	<b>5,081</b>	<b>129,959</b>	<b>46.9 %</b>
367122	CW BRIDGE IMPROVEMENTS	307,751	(100,848)	(14)		206,918	100.0 %
368850	CW BRIDGE IMPV/LELEKEA #81	3,375		181,666	3,037	(181,329)	(5372.7)%
368851	CW BRIDGE IMPRV/KAHANA NUI	34,127			35,977	(1,850)	(5.4)%
368855	CW BRIDGE ENGR'G CHARGES			521		(521)	-
368859	CW BRIDGE KAHAWAIOKAPIA			414		(414)	-
368873	CW BRIDGE IMPRV/KULANIHAKOI				21,282	(21,282)	-
368874	CW BRIDGE IMPRV/KALIALINUI			521		(521)	-
368876	CW BRIDGE IMPRV CATCH ALL			1,000		(1,000)	-
<b>96022</b>	<b>* CW BRIDGE IMPROVEMENTS</b>	<b>345,253</b>	<b>(100,848)</b>	<b>184,108</b>	<b>60,296</b>	<b>1</b>	<b>0.0 %</b>
368802	CW PAVEMENT PRESV CATCH ALL	350,649		36,563	314,087		0.0 %
<b>96023</b>	<b>* CW PAVEMENT PRESERVATION</b>	<b>350,649</b>	<b>0</b>	<b>36,563</b>	<b>314,087</b>	<b>0</b>	<b>0.0 %</b>
367124	CW RD RESRF/PAVEMENT	3,373,296	(2,083)			3,371,212	100.0 %
367324	EHA ST RDWAY DEDITION	300,000	(220,090)		79,910		0.0 %
368803	CW RD RESRF/PVMNT CATCH ALL	1,010,617		468,259	1,106,619	(564,260)	(55.8)%



**County of Maui**  
**Statement of Appropriations and Expenditures**  
**Capital Improvement Program by District**  
**Fiscal Year Ending 6/30/2017 - as of 3/31/2017**

09	Countywide	Prior Year	Amended	Year	Current	Balance	% of
Index	* Activity ** Program *** District	Encumbrance	Budget /	to Date	Encumbrance	Available	Budget
		/ Carryover	Lapses	Expended	03/31/2017		Available
368810	CW RD RESRF/PVMNT W MAUI			50	217,650	(217,700)	-
368811	CW RD RESRF/WAILUKU CAMPUS	3,710		3,710			0.0 %
368812	CW RD RESRF/MAKA/HALI AVE	20,246		19,993	253		0.0 %
368815	CW RD RESRF/S MAUI DISTRICT	841		321		521	62.0 %
368820	CW RD RESRF/WAI-KAHULUI	3,124		38,581	412,822	(448,280)	(14349.6)%
368836	CW RD RESRF/UPCOUNTRY				502,837	(502,837)	-
368837	CW RD RESRF/LANAI DISTRICT			436,425	112,754	(549,180)	-
368838	CW RD RESRF/MOLOKAI DIST			133	560,520	(560,653)	-
368840	CW RD RESRF/PIILANY HWY	162,397		61,568	100,829		0.0 %
368844	CW RD RESRF/MAKANI RD			17,404	996	(18,400)	-
368846	CW RD RESRF/HANSEN/HANA	11,050			11,050		0.0 %
368862	CW RD RESRF/HANSEN RD	151,544		92,524	5,174	53,847	35.5 %
368866	CW RD RESRF/PAPA AVE			170,304	57,591	(227,895)	-
368879	CW RD RESRF/LONO AVE, KAMEHAME			2,977	52	(3,029)	-
368884	CW RD RESRF/KUIKAHI DR			36,143	283,857	(320,000)	-
368889	CW RD RESRF/WAI MUNI PARK'G LO			13,345		(13,345)	-
<b>96024</b>	<b>* CW RD RESURF &amp; PAVEMENT PRESER</b>	<b>5,036,825</b>	<b>(222,173)</b>	<b>1,361,737</b>	<b>3,452,914</b>	<b>1</b>	<b>0.0 %</b>
367125	CW SAFETY IMPROVEMENTS	220,363	(49,767)			170,596	100.0 %
367325	KAMEHAMEHA AVE ST LIGHT	10,000	(10,000)				-
368819	CW SAFETY GENERAL CATCH ALL	91,066		118,170	36,349	(63,453)	(69.7)%
368834	CW SAFETY WAIALE RD EXT	5,595			5,595		0.0 %
368860	CW SAFETY MAK/HALEAKALA HWY	27,709		2,500	25,209		0.0 %
368870	CW SAFETY HALIIMAILE RDWY WIDE			36,780	8,120	(44,900)	-
368885	CW SAFETY LILOA DR EXT/NAMAUU			62,243		(62,243)	-
<b>96025</b>	<b>* CW SAFETY IMPROVEMENTS</b>	<b>354,733</b>	<b>(59,767)</b>	<b>219,693</b>	<b>75,273</b>	<b>0</b>	<b>0.0 %</b>
367126	CW SIDEWALK IMPROVEMENTS	236,641	(19,829)			216,811	100.0 %
368809	CW SIDEWALK IMPRV/S KIHEI RD	6,934		6,934			0.0 %
368827	CW SDWALK OLD HALEAKALA	36,049		4,820		31,229	86.6 %
368830	CW SIDEWALK KIHEI FIRE STN	2,830		1,405		1,426	50.4 %

**County of Maui**  
**Statement of Appropriations and Expenditures**  
**Capital Improvement Program by District**  
**Fiscal Year Ending 6/30/2017 - as of 3/31/2017**

09	Countywide	Prior Year	Amended	Year	Current	Balance	% of
Index	Activity ** Program *** District	Encumbrance	Budget /	to Date	Encumbrance	Available	Budget
		/ Carryover	Lapses	Expended	03/31/2017		Available
368861	CW SIDEWALK PAUWELA RD	2,800		625	16,544	(14,369)	(513.2)%
368886	CW SIDEWALK LILOA DR EXT			3,717	231,380	(235,097)	-
<b>96026</b>	<b>* CW SIDEWALK IMPROVEMENTS</b>	<b>285,254</b>	<b>(19,829)</b>	<b>17,501</b>	<b>247,924</b>	<b>0</b>	<b>0.0 %</b>
367127	CW TRAFFIC CALMING PRG	139,640	(67,662)			71,978	100.0 %
368880	CW TRAFFIC KAHULUI SPD HUMP			12,264		(12,264)	-
368881	CW TRAFFIC KIHEI SPD HUMP			30,111		(30,111)	-
368883	CW TRAFFIC CHANNEL CURB SYSTEM			29,603		(29,603)	-
<b>96027</b>	<b>* CW TRAFFIC CALMING PROGRAM</b>	<b>139,640</b>	<b>(67,662)</b>	<b>71,978</b>	<b>0</b>	<b>0</b>	<b>0.0 %</b>
367128	PAVEMENT JUSTIFICATION	117,688	(8,834)	66,687	42,166		0.0 %
<b>96028</b>	<b>* CW PAVEMENT JUSTIFICATION</b>	<b>117,688</b>	<b>(8,834)</b>	<b>66,687</b>	<b>42,166</b>	<b>0</b>	<b>0.0 %</b>
367131	CW BIKEWAY IMPROVEMENTS	77,479				77,479	100.0 %
368841	CW BIKEWAY LILOA DRIVE	16,500			16,500		0.0 %
368849	CW BIKEWAY KIHEI BW PH2	34,397		34,397			0.0 %
368872	CW BIKEWAY KIHEI GREENWAY				77,479	(77,479)	-
<b>96031</b>	<b>* CW BIKEWAY IMPROVEMENTS</b>	<b>128,376</b>	<b>0</b>	<b>34,397</b>	<b>93,979</b>	<b>0</b>	<b>0.0 %</b>
369510	SAFE ROUTES TO SCH PRG	185,911				185,911	100.0 %
369511	MOLOKAI ATHLETIC COMPLEX	400,000			399,980	20	0.0 %
<b>96099</b>	<b>* State/FED/PVT FY96 FY06 FY16</b>	<b>585,911</b>	<b>0</b>	<b>0</b>	<b>399,980</b>	<b>185,931</b>	<b>31.7 %</b>
377033	CW SAFETY IMPROVEMNTS	44,733			44,733		0.0 %
<b>97000</b>	<b>* FY1997/2007 CIP projects</b>	<b>44,733</b>	<b>0</b>	<b>0</b>	<b>44,733</b>	<b>0</b>	<b>0.0 %</b>
378272	CW BRIDGE IMPROVEMENTS		122,325			122,325	100.0 %
379231	CW BRIDGE IMPRV HAIKU ROAD			53,776	65,232	(119,008)	-
379232	CW BRIDGE IMPRV DCAB			95		(95)	-
379233	CW BRIDGE KAHAWAIOKAPIA			508		(508)	-
<b>97072</b>	<b>* CW BRIDGE IMPROVEMENT</b>	<b>0</b>	<b>122,325</b>	<b>54,379</b>	<b>65,232</b>	<b>2,714</b>	<b>2.2 %</b>

**County of Maui**  
**Statement of Appropriations and Expenditures**  
**Capital Improvement Program by District**  
**Fiscal Year Ending 6/30/2017 - as of 3/31/2017**

09	Countywide	Prior Year	Amended	Year	Current	Balance	% of
Index	* Activity ** Program *** District	Encumbrance	Budget /	to Date	Encumbrance	Available	Budget
		/ Carryover	Lapses	Expended	03/31/2017		Available
378373	CW PAVEMENT PRESERVATION		500,000			500,000	100.0 %
<b>97073</b>	<b>* CW PAVEMENT PRESERVATION</b>	<b>0</b>	<b>500,000</b>	<b>0</b>	<b>0</b>	<b>500,000</b>	<b>100.0 %</b>
378374	CW RD RESRF/PAVEMENT		5,634,267			5,634,267	100.0 %
379084	CW RD RESRF/PVMT S MAUI RDS			1,299	526,233	(527,532)	-
379098	CW RD RESRF/LEISURE ESTATES			3,973		(3,973)	-
379113	CW RD RESRF/PVMT WM DISTRICT			147	234,867	(235,014)	-
379114	CW RD RESRF/PVMT KAHEKILI HWY			447	430,490	(430,937)	-
379119	CW RD RESURFG BALDWIN AVE			981	18,797	(19,779)	-
379120	CW RD RESURFG UPCOUNTRY DIST			181		(181)	-
379121	CW RD RESURFG EHA STREET			142		(142)	-
379123	CW RD RESURFG MAKANI RD			365		(365)	-
379124	CW RD RESURFG VARIOUS LOC			30,059	1,069,941	(1,100,000)	-
379125	CW RD RESURFG PIILANI HWY				11,725	(11,725)	-
379133	CW RD RESURFG OLD HALEAKALA				206,182	(206,182)	-
379135	CW RD RESURFG LONO AVE				40,694	(40,694)	-
379136	CW RD RESURF HALEAKALA/MAKAWAO			47,500		(47,500)	-
379137	CW RD RESURF HANSEN RD				21,000	(21,000)	-
379138	CW RD RESURF WELLS ST				72,598	(72,598)	-
<b>97074</b>	<b>* CW RD RESUF/PAVEMNT PRESERVTN</b>	<b>0</b>	<b>5,634,267</b>	<b>85,094</b>	<b>2,632,527</b>	<b>2,916,645</b>	<b>51.8 %</b>
378375	CW SAFETY IMPROVEMENTS		600,000			600,000	100.0 %
379076	CW SAFETY KIHEI ST LIGHTS			4,385		(4,385)	-
379085	CW SAFETY HALIIMAILE RD				5,208	(5,208)	-
379087	CW SAFETY M LANI/KAMEHAMEHA			2,800		(2,800)	-
379088	CW SAFETY CURB RAMPS			2,020	39,223	(41,243)	-
379092	CW SAFETY WAIALE RD EXT				1,200	(1,200)	-
379097	CW SAFETY IAO STREAM			25,766		(25,766)	-
379099	CW SAFETY LILOA DR EXT				150,000	(150,000)	-
379105	CW SAFETY PAUWELA RD SDWLK IMP				5,122	(5,122)	-
379110	CW SAFETY KAHEKILI HWY RPR				271,304	(271,304)	-

**County of Maui**  
**Statement of Appropriations and Expenditures**  
**Capital Improvement Program by District**  
**Fiscal Year Ending 6/30/2017 - as of 3/31/2017**

09	Countywide	Prior Year Encumbrance / Carryover	Amended Budget / Lapses	Year to Date Expended	Current Encumbrance 03/31/2017	Balance Available	% of Budget Available
Index	* Activity ** Program *** District						
379112	CW SAFETY KEANAE RD SFTY				86,300	(86,300)	-
379118	CW SAFETY MAK/HALEAKALA HWY			468		(468)	-
379128	CW SAFETY N SHORE GRNWAY P-IV			58		(58)	-
<b>97075</b>	<b>* CW SAFETY IMPROVEMENTS</b>	<b>0</b>	<b>600,000</b>	<b>35,497</b>	<b>558,357</b>	<b>6,146</b>	<b>1.0 %</b>
378376	CW SIDEWALK IMPROVEMENTS		500,000			500,000	100.0 %
379078	CW SIDEWALK S KIHEI RD			2,289		(2,289)	-
379086	CW SIDEWALK DCAB PLAN REVIEW			3,000		(3,000)	-
379096	CW SIDEWALK KIHEI BKWAY PH2			9,934		(9,934)	-
379100	CW SIDEWALK LILOA DR EXT				222,979	(222,979)	-
379103	CW SIDEWK CURB RAMPS VAR LOC			179	257,000	(257,179)	-
379106	CW SIDEWALK PAUWELA RD				1,454	(1,454)	-
<b>97076</b>	<b>* CW SIDEWALK IMPROVEMENTS</b>	<b>0</b>	<b>500,000</b>	<b>15,402</b>	<b>481,433</b>	<b>3,165</b>	<b>0.6 %</b>
378377	CW TRAFFIC CALMING PRG		200,000			200,000	100.0 %
379122	CW TRAFFIC N SHORE GRNWAY			175		(175)	-
<b>97077</b>	<b>* CW TRAFFIC CALMING PROGRAM</b>	<b>0</b>	<b>200,000</b>	<b>175</b>	<b>0</b>	<b>199,825</b>	<b>99.9 %</b>
387030	CW SAFETY IMPROVEMENTS	89,068			89,068		0.0 %
<b>98062</b>	<b>* CW safety improvements</b>	<b>89,068</b>	<b>0</b>	<b>0</b>	<b>89,068</b>	<b>0</b>	<b>0.0 %</b>
<b>907</b>	<b>** Roads</b>	<b>12,259,287</b>	<b>6,933,877</b>	<b>4,833,388</b>	<b>10,285,249</b>	<b>4,074,529</b>	<b>21.2 %</b>
356479	SATELLITE TRFR STN PRELIM	15,000			15,000		0.0 %
<b>95079</b>	<b>* SATELLITE TRANSFER STN PRELIM</b>	<b>15,000</b>	<b>0</b>	<b>0</b>	<b>15,000</b>	<b>0</b>	<b>0.0 %</b>
378301	CW LF PV/WIND TURBINE LIGHT		195,000			195,000	100.0 %
<b>97001</b>	<b>* CW LANDFILL PV/WIND TURBINE</b>	<b>0</b>	<b>195,000</b>	<b>0</b>	<b>0</b>	<b>195,000</b>	<b>100.0 %</b>
378302	ENV'TAL COMP SYS DSGN/CTNS		250,000	138,688	20,232	91,080	36.4 %
<b>97002</b>	<b>* ENV COMPLIANCE SYS DESGN/CONST</b>	<b>0</b>	<b>250,000</b>	<b>138,688</b>	<b>20,232</b>	<b>91,080</b>	<b>36.4 %</b>

**County of Maui**  
**Statement of Appropriations and Expenditures**  
**Capital Improvement Program by District**  
**Fiscal Year Ending 6/30/2017 - as of 3/31/2017**

09	Countywide	Prior Year	Amended	Year	Current	Balance	% of
Index	* Activity ** Program *** District	Encumbrance	Budget /	to Date	Encumbrance	Available	Budget
		/ Carryover	Lapses	Expended	03/31/2017		Available
<b>908</b>	<b>** Solid Waste Facilities</b>	<b>15,000</b>	<b>445,000</b>	<b>138,688</b>	<b>35,232</b>	<b>286,080</b>	<b>62.2 %</b>
319010	CW PUMP STATION RENOVATIONS	21,242		21,242			0.0 %
<b>91049</b>	<b>* CW pump stn renovations</b>	<b>21,242</b>	<b>0</b>	<b>21,242</b>	<b>0</b>	<b>0</b>	<b>0.0 %</b>
319012	CW WET WELL REHABILITATION	15,791		3,381	12,410		0.0 %
<b>91051</b>	<b>* CW wet well rehabilitation</b>	<b>15,791</b>	<b>0</b>	<b>3,381</b>	<b>12,410</b>	<b>0</b>	<b>0.0 %</b>
329023	CW WSTWTR SYSTEM MODIFICATION	44,291			44,291		0.0 %
<b>92060</b>	<b>* CW WW SYSTEM MODIFICATIONS</b>	<b>44,291</b>	<b>0</b>	<b>0</b>	<b>44,291</b>	<b>0</b>	<b>0.0 %</b>
331170	CW EPA CONSENT DECREE COMPLIAN	181,499		30,250	151,249		0.0 %
<b>93070</b>	<b>* CW EPA COMPLIANCE PROJECTS</b>	<b>181,499</b>	<b>0</b>	<b>30,250</b>	<b>151,249</b>	<b>0</b>	<b>0.0 %</b>
331171	CW EPA WW RECLAMATION FACILITY	164,311		4,335	159,975		0.0 %
<b>93071</b>	<b>* CW EPA WWRF RENOVATION PROJ</b>	<b>164,311</b>	<b>0</b>	<b>4,335</b>	<b>159,975</b>	<b>0</b>	<b>0.0 %</b>
331172	CW WASTEWATER SYSTEM MODIFICAT	17,533		11,424	6,110		0.0 %
<b>93072</b>	<b>* CW WW SYSTEM MODIFICATION</b>	<b>17,533</b>	<b>0</b>	<b>11,424</b>	<b>6,110</b>	<b>0</b>	<b>0.0 %</b>
345378	CW EPA DECREE COMPLIANCE PRJ	50,096		14,456	35,640		0.0 %
<b>94078</b>	<b>* CW EPA CONSENT COMPLIANCE PRJ</b>	<b>50,096</b>	<b>0</b>	<b>14,456</b>	<b>35,640</b>	<b>0</b>	<b>0.0 %</b>
345380	CW WW SYSTEM MODIFICATIONS	128,344	(6,751)	11,555	110,038		0.0 %
<b>94080</b>	<b>* CW WW SYSTEM MODIFICATIONS</b>	<b>128,344</b>	<b>(6,751)</b>	<b>11,555</b>	<b>110,038</b>	<b>0</b>	<b>0.0 %</b>
356454	CW EPA DCR LAHAINA WWPS#2	109,492		1,414	108,078		0.0 %
356497	CW EPA DCR KAA NAPALI WWPS	271,695			271,695		0.0 %
356499	CW EPA DCR PAIA WWPS FM	32,101		6,963	25,138		0.0 %
356574	CW EPA DCR COMPLIANCE PRJ	14,959			14,959		0.0 %
356581	CW EPA DCR WAI-KAH WWTP	1,042			1,042		0.0 %
<b>95073</b>	<b>* CW EPA CONSENT DECREE COMPLIAN</b>	<b>429,289</b>	<b>0</b>	<b>8,377</b>	<b>420,912</b>	<b>0</b>	<b>0.0 %</b>

**County of Maui**  
**Statement of Appropriations and Expenditures**  
**Capital Improvement Program by District**  
**Fiscal Year Ending 6/30/2017 - as of 3/31/2017**

09	Countywide	Prior Year	Amended	Year	Current	Balance	% of
Index	* Activity ** Program *** District	Encumbrance	Budget /	to Date	Encumbrance	Available	Budget
		/ Carryover	Lapses	Expended	03/31/2017		Available
356496	CW EPA DECREE KAAPALI WWPS	294,018		294,018			0.0 %
356564	CW EPA DECREE WAI-KAH WWRF	150,000		61,247	88,753		0.0 %
356573	CW EPA DECREE -KULANIHAKOI	110,000		50,384	59,616		0.0 %
356577	CW EPA DECREE -HI'AN HOMES	54,451		54,451			0.0 %
356580	CW EPA DECREE KIHEI WWRF GRIT	11,388		11,388			0.0 %
<b>95074</b>	<b>* CW EPA CONSENT DECREE WWRF REN</b>	<b>619,857</b>	<b>0</b>	<b>471,488</b>	<b>148,369</b>	<b>0</b>	<b>0.0 %</b>
356509	CW WW SYSTEM MOD-GENERAL	34,099		34,099	34,099	(34,099)	(100)%
356520	CW WW SYSTEM MOD-KIHEI FM	25,409			25,409		0.0 %
356521	CW WW SYSTEM MOD-WM RECYCLED	128,161		30,855	97,306		0.0 %
356530	CW WW SYSTEM MOD-WWRF SHORELIN	56,508		15,214	41,294		0.0 %
356543	CW WW SYSTEM MOD-WAIEHU	2,059			2,059		0.0 %
356579	CW WW SYSTEM MOD-NAPILI	9,304			9,304		0.0 %
<b>95075</b>	<b>* CW WW SYSTEM MODIFICATIONS</b>	<b>255,540</b>	<b>0</b>	<b>80,168</b>	<b>209,471</b>	<b>(34,099)</b>	<b>(13.3)%</b>
356498	CW WET WELL KAAPALI WWPS	68,285		45,610	22,675		0.0 %
356542	CW WET WELL MISC PROJECTS	576,717			576,717		0.0 %
<b>95076</b>	<b>* CW WET WELL REHABILITATION</b>	<b>645,002</b>	<b>0</b>	<b>45,610</b>	<b>599,392</b>	<b>0</b>	<b>0.0 %</b>
367162	CW EPA DECREE COMPLIANCE PRJ	599	(599)				-
368807	CW EPA DECREE KIHEI RECYCLED	35,370			35,370		0.0 %
368824	CW EPA DECREE CATCH ALL	105,934		88,749	17,186		0.0 %
368831	CW EPA DECREE LAHAINA WWRFM	350,000		266,844	83,156		0.0 %
<b>96062</b>	<b>* CW EPA CONSENT COMPLIANCE PRJS</b>	<b>491,903</b>	<b>(599)</b>	<b>355,593</b>	<b>135,712</b>	<b>0</b>	<b>0.0 %</b>
367163	CW EPA DECREE WW RECL RENOV	453,708	(1,989)			451,719	100.0 %
368817	CW EPA DECREE WWRF RENOVATIONS	328,539		299,722	292,335	(263,519)	(80.2)%
368826	CW EPA DECREE HAWAIIAN HOMES	8,169			105,556	(97,387)	(1192.2)%
368832	CW EPA DECREE LAHAINA WWRFM	100,000			100,000		0.0 %
368853	CW EPA DECR KIHEI WWRF PAINT'G	43,300		43,300			0.0 %
368857	CW EPA DECREE NAPILI WWPS 5&6	427,124			427,124		0.0 %
368863	CW EPA DECREE PUAMANA PS	14,497		15,497		(1,000)	(6.9)%

**County of Maui**  
**Statement of Appropriations and Expenditures**  
**Capital Improvement Program by District**  
**Fiscal Year Ending 6/30/2017 - as of 3/31/2017**

09	Countywide	Prior Year	Amended	Year	Current	Balance	% of
Index	Activity ** Program *** District	Encumbrance	Budget /	to Date	Encumbrance	Available	Budget
		/ Carryover	Lapses	Expended	03/31/2017		Available
368864	CW EPA DECR KIHEI FM#16 REPLCM	73,587			73,587		0.0 %
368868	CW EPA DECR SHERATON WWPS MODI	197,312			197,312		0.0 %
368869	CW EPA DECR WAILUKU WWPS REPLC	7,970		7,970			0.0 %
368890	CW EPA DECR LAHAINA WWRF ODOR				70,603	(70,603)	-
368891	CW EPA DECR MALUHIA BCH LOTS			14,210		(14,210)	-
368893	CW EPA DECR APPRAISALS WK WWRF			5,000		(5,000)	-
<b>96063</b>	<b>* CW EPA WWRF RENOVATION PRJS</b>	<b>1,654,206</b>	<b>(1,989)</b>	<b>385,699</b>	<b>1,266,517</b>	<b>0</b>	<b>0.0 %</b>
367164	CW SOIL AQUIFER TREATMENT	100,000				100,000	100.0 %
368887	CW SOIL AQUIFER ENGR SVC				100,000	(100,000)	-
<b>96064</b>	<b>* CW SOIL AQUIFER TRTMNT STUDY</b>	<b>100,000</b>	<b>0</b>	<b>0</b>	<b>100,000</b>	<b>0</b>	<b>0.0 %</b>
368825	CW WWSM HAWAIIAN HOMES	96,156		14,767	81,389		0.0 %
368828	CW WWSM NAPILI 5&6 FM	19,035			19,035		0.0 %
368833	CW WWSM LAHAINA WWRFM	301,186			301,186		0.0 %
368842	CW WWSM LAHAINA WWPS #3	59,123		14,897	44,226		0.0 %
<b>96065</b>	<b>* CW WW SYSTEM MODIFICATIONS</b>	<b>475,500</b>	<b>0</b>	<b>29,664</b>	<b>445,836</b>	<b>0</b>	<b>0.0 %</b>
378303	CW EPA DECREE COMPLIANCE PRJ		500,000			500,000	100.0 %
<b>97003</b>	<b>* CW EPA COMPLIANCE PROJECTS</b>	<b>0</b>	<b>500,000</b>	<b>0</b>	<b>0</b>	<b>500,000</b>	<b>100.0 %</b>
378304	CW EPA DECREE WW RECL RENOV		1,600,000			1,600,000	100.0 %
379129	CW EPA DECR LAH-KAH WWRF ELECT				256,930	(256,930)	-
<b>97004</b>	<b>* CW EPA CONSENT DCR WWRF RP</b>	<b>0</b>	<b>1,600,000</b>	<b>0</b>	<b>256,930</b>	<b>1,343,070</b>	<b>83.9 %</b>
378305	CW SATELLITE RECYCLED WTR FAC		200,000			200,000	100.0 %
<b>97005</b>	<b>* CW SATELLITE RECYCLED WTR FAC</b>	<b>0</b>	<b>200,000</b>	<b>0</b>	<b>0</b>	<b>200,000</b>	<b>100.0 %</b>
378306	CW WW SYSTEM MODIFICATIONS		500,000			500,000	100.0 %
379101	CC WW SYSTEM KIHEI RECYCLED WT				152,298	(152,298)	-
379108	CW WW SYSTEM MODI HI'AN HOMES				143,000	(143,000)	-
379109	CW WW SYSTEM MODI LAH WWRF ODO				9,417	(9,417)	-

**County of Maui**  
**Statement of Appropriations and Expenditures**  
**Capital Improvement Program by District**  
**Fiscal Year Ending 6/30/2017 - as of 3/31/2017**


09	Countywide	Prior Year	Amended	Year	Current	Balance	% of
Index	Activity ** Program *** District	Encumbrance	Budget /	to Date	Encumbrance	Available	Budget
* Activity ** Program *** District		/ Carryover	Lapses	Expended	03/31/2017		Available
379116	CW WW SYSTEM MODI CATCHALL			12,825	17,226	(30,051)	-
379126	CW WW SYSTEM NAPILI 3 FM				28,712	(28,712)	-
379127	CW WW SYSTEM NAPILI 4 FM				26,878	(26,878)	-
379130	CW WW SYSTEM KENOLIO RD & KOKI				9,200	(9,200)	-
379134	CW WW SYSTEM SCADA PROJECT				5,174	(5,174)	-
<b>97006</b>	<b>* CW WASTEWATER SYSTEM MODIFICAT</b>	<b>0</b>	<b>500,000</b>	<b>12,825</b>	<b>391,905</b>	<b>95,270</b>	<b>19.1 %</b>
378307	CW WWRF CHLORINATN SYS UPGRD		2,000,000			2,000,000	100.0 %
<b>97007</b>	<b>* CW WWRF CHLORINATION SYS UPGRD</b>	<b>0</b>	<b>2,000,000</b>	<b>0</b>	<b>0</b>	<b>2,000,000</b>	<b>100.0 %</b>
<b>909</b>	<b>** Wastewater Facilities</b>	<b>5,294,404</b>	<b>4,790,661</b>	<b>1,486,067</b>	<b>4,494,757</b>	<b>4,104,241</b>	<b>40.7 %</b>
District ***	Countywide	<u>45,377,691</u>	<u>27,493,762</u>	<u>16,593,671</u>	<u>36,527,861</u>	<u>19,749,917</u>	<u>27.1 %</u>
	<b>Grand Total</b>	<b>160,700,724</b>	<b>99,090,945</b>	<b>37,364,868</b>	<b>144,923,070</b>	<b>77,503,720</b>	<b>29.8 %</b>



---

# V. Appendix

---



## GLOSSARY

### **Activity**

An activity is a program or part of a program. Each activity has a budget amount in the operating budget or Capital Improvement Program.

### **Appropriation**

Money authorized to spend for a specific use.

### **Bonds - General Obligation**

A funding tool that is a written promise to pay a specific sum plus interest in the future, used to fund capital improvement projects. A General Obligation bond is secured by the County's General Fund.

### **Capital Improvement Program (CIP)**

Capital projects are long-lived expenditures related to construction, expansion or major repair of infrastructure. An appropriation for a capital improvement lapses six months after the close of the fiscal year. There are eight programs: Drainage, Flood Control, Government Facilities, Parks and

Recreation, Economic Development / Planning, Roads, Solid Waste Facilities and Wastewater Facilities.

### **Carryover Savings (Fund Balance)**

Unappropriated revenue and unencumbered balances of any appropriations in a fund at the end of the fiscal year. For budget purposes this is an estimated amount.

### **Character**

Revenue is grouped by object and character. The character (Char) is a major group such as Taxes, or Licenses and Permits.

### **Countywide Costs**

Countywide costs include costs such as insurance, debt payments, inter-departmental transfers and employee benefits.

### **Debt Service**

The interest and principal payments on bond issues used to finance certain capital improvement projects and loans.

### **Encumbrance**

A commitment of funds to an expenditure at a future date as a result of a purchase order, contract or other funding commitment. An estimated amount of expenditures. The funds may not be used for any other purpose.

### **Expenditure**

An outlay of funds. A payment for goods or services rendered.

### **Fiscal Year**

The County fiscal year runs from July 1 to June 30 of the following year. The operating budget is based on this time frame.

### **Fund**

A separate accounting entity with revenues and expenditures for carrying on specific activities. The largest fund is the General Fund. The Wastewater Fund, the Highway Fund and the Solidwaste Fund are other examples. Also see **FUND DESCRIPTIONS**.

## GLOSSARY

### **Grants / Grant Revenue**

A grant is a financial contribution by the County or a State, Federal or private organization to support a particular function. The County receives as well as distributes grants. Grant funds are legally restricted to expenditures for specific purposes and provide a cost sharing alternative for programs and projects. Grant revenue was referred to as "Special Revenue" in previous years' budgets.

### **Interfund / Interdepartmental Transfers**

These are governmental accounting transfers of revenue between funds. These transfers include overhead, fringe benefits and debt service charges as well as supplemental transfers from the General Fund for special fund operations and CIP.

### **Lapsed Bond Proceeds**

These are funds appropriated from previous fiscal years that are

not encumbered by December 31 of the following fiscal year. Lapsed funds must be re-appropriated prior to expenditure.

### **Object**

Revenue is grouped by object and character. An object is a smaller group such as General Property Taxes, Business Licenses and Permits, or Interest Income.

### **Operating Budget**

Expenditures for all departments' salaries and wages, operations and equipment.

### **Program**

An activity or service or group of activities or services and the resources to carry them out, that are intended to achieve specific objectives. Each county department is responsible for at least one program. Some programs are funded by the Operating Budget and some by Grant Revenue.

### **Revenue**

Receipts received from various sources including real property tax, the transient accommodations tax, fuel tax and sewer/cesspool user fees.

### **Special Assessment**

A charge made against certain properties to help pay for all or part of the cost of a specific capital improvement project. Also park land or a monetary assessment fee received from new developments.

### **Transient Accommodations Tax**

Also known as hotel room tax. The County of Maui receives 22.8% of the total amount collected by the State, after 6% of the Statewide collections are withheld for administrative expense. The current TAT rate in Hawaii is 9.25%.

## FUND DESCRIPTIONS

The budget is organized into funds. A fund is a separate accounting entity with revenues and expenditures for carrying on specific activities. Each fund is a set of self-balancing accounts.

Following is a list of all funds that are subject to appropriation in the Maui County budget.

### **General Fund**

This is the largest of the County's funds. It accounts for all financial resources which are not required to be in another fund. Services within the General Fund include police and fire protection, parks and recreation (except golf), general administrative services, social concerns, planning and other activity for which a special fund has not been created.

### **Liquor Control Fund**

It receives revenue from all liquor license fees. Fund revenues are expended for the operation and administration of the Liquor Control Commission, Liquor Control Adjudication Board, and the Department of Liquor Control.

### **Highway Fund**

This fund was created for the deposit of fuel taxes, public utility franchise taxes and motor vehicle weight taxes. These revenues are expended for acquisition, design, construction, Improvement, repair and maintenance

of County highways, streets, street lights, storm drains and bridges.

### **Wastewater Fund**

It was established to receive all revenue derived from monthly sewer charges, assessments and service charges for pumping of cesspools, septic tanks, etc.. Revenue is expended for the repair, operation and maintenance of the wastewater facilities and sewer systems, including debt service.

### **Bikeway Fund**

This fund was established to collect revenue from bicycle licenses. It is expended for bikeway construction and maintenance.

### **Solid waste Fund**

All refuse collection fees and landfill disposal charges are deposited here. The fund is used for the operation of the County's collection and disposal programs and for diversion programs such as resource recovery and recycling.

### **Grant Funds**

A grant is a financial contribution by the County or a State, Federal or private organization to support a particular function. The County receives as well as distributes grants. Grant funds are legally restricted to expenditures for specific purposes and provide a cost sharing alternative for programs and projects. Grant revenue

was referred to as "Special Revenue" in previous years' budgets. The funds are aggressively pursued to relieve the reliance on County funds and to encourage participation of other government agencies.

### **Debt Service Fund**

Debt service of bonds and loans is accounted for in this fund. The transfer to this fund is included in the Operations by Budget Item report.

### **Golf Fund**


This fund was established to account for the proceeds of playing fees and for fees from golf course concessions (restaurant and pro shop). This revenue is expended for the operation, maintenance and capital improvements of the Waiehu Golf Course.

### **Capital Projects Fund**

It is used to account for general obligation bonds that are issued for capital improvement projects.

### **Utility Enterprise Fund**

The Department of Water Supply uses this. The receipts and disbursements are reported by the revenue categories and program appropriations in the budget ordinance.



**COUNTY OF MAUI**  
**CAPITAL IMPROVEMENT PROJECTS REPORT**

AS OF MARCH 31, 2017

AYYY-NNN-XXXXXX


AA - Source of Funding (see descriptions below)  
YY - Project Year (Budgeted Year)

NNN - IFAS Sub-fund

XXXXXX – Index Code (Appropriation #)

AA-Source of Funding Descriptions:

GF -	General Fund
GF/LN -	General Fund Loan
HY -	Highway Fund
BY -	Bikeway Fund
LC-	Liquor Control Fund
WM -	Wastewater Fund
SW -	Solid Waste Fund
GOLF -	Golf Fund
PA -	Parks Assessment Fund
SA -	Sewer Assessment Fund
GO -	Bond Issued
GOLAPS -	Lapsed Bond
FF -	Federal Funds
SH -	State Funds
ARRA -	ARRA Federal Funds
SH/LN -	State Revolving Fund
USDA -	USDA Loan
DOT -	State Dept of Transportation
PV -	Private Funds





**County of Maui**  
**Capital Improvement Projects Report (Excluding Department of Water Supply)**  
**As of 3/31/2017**

<b>13-901 DRAINAGE</b>	<b>Original Appropriation</b>	<b>Alloted To Date</b>	<b>Expenditure Prior Years</b>	<b>Expenditure Current Year</b>	<b>Amount Lapsed</b>	<b>Encumbrance</b>	<b>Allotment Balance</b>
<b>Countywide</b>							
MAUI MOTOR SPORTS PARK SH17-323-379515: ACT124,SLH 2016	2,000,000.00	2,000,000.00					2,000,000.00
<b>TOTAL PARKS STATE GRANTS</b>	<b>2,000,000.00</b>	<b>2,000,000.00</b>	<b>0.00</b>	<b>0.00</b>	<b>0.00</b>	<b>0.00</b>	<b>2,000,000.00</b>

**County of Maui**  
**Capital Improvement Projects Report (Excluding Department of Water Supply)**  
**As of 3/31/2017**

<b>13-901 Drainage</b>	<b>Original Appropriation</b>	<b>Alloted To Date</b>	<b>Expenditure Prior Years</b>	<b>Expenditure Current Year</b>	<b>Amount Lapsed</b>	<b>Encumbrance</b>	<b>Allotment Balance</b>
<b>Paia-Haiku Community Plan Area</b>							
HAIKU RD DRAINAGE IMPROVEMNT GO14-371-321212: Lapse 12/31/12	1,885,875.00	1,885,875.00	742,916.36	917,031.40		225,927.24	
<b>Makawao-Pukalani-Kula Community Plan Area</b>							
DITCH IMPRV WAIPOLI RD GO17-373-378287: Lapse 12/31/17	800,000.00						
<b>Wailuku-Kahului Community Plan Area</b>							
IAO STREAM IMPROVEMENTS GO08-367-371200: Lapse 12/31/07	500,000.00	258,100.00	110,363.36			147,736.64	()
PAPA AVE DRAINAGE IMPRV GO17-373-378295: Lapse 12/31/17	400,000.00	50.00		50.00			
C MAUI DRAINLINE REPAIRS GF17-301-378396: Lapse 12/31/17	850,000.00	850,000.00		285,001.62		35,833.55	529,164.83
TEST/INSPECT EXIST INJ WELLS GF17-301-378397: Lapse 12/31/17	300,000.00	300,000.00				262,498.35	37,501.65
WAKEA/NIIHAU ST DRAINAGE IMPRV HY17-302-378398: Lapse 12/31/17	450,000.00	450,000.00					450,000.00
	<b>2,500,000.00</b>	<b>1,858,150.00</b>	<b>110,363.36</b>	<b>285,051.62</b>	<b>0.00</b>	<b>446,068.54</b>	<b>1,016,666.48</b>
<b>Kihei-Makena Community Plan Area</b>							
KIHEI DRAINAGE MASTER PLAN HY05-302-357010: Lapse 12/31/05	350,000.00	350,000.00	347,444.25	2,100.00		455.75	
S KIHEI RD CULVERT REPLCMNT GO17-373-367243: Lapse 12/31/16	1,600,000.00	3,800.00	3,800.00				
HAUOLI ST DRAINAGE IMPROVMNTS HY09-302-391001: Lapse 12/31/09	200,000.00	200,000.00	49,735.00	975.00	105,000.00	44,290.00	
GO14-371-331244: Lapse 12/31/13	2,500,000.00	1,970,022.48	1,941,547.66		684.84	27,789.98	
GO17-373-378218: Lapse 12/31/17	2,100,000.00	1,888,480.50					1,888,480.50
	<b>6,750,000.00</b>	<b>4,412,302.98</b>	<b>2,342,526.91</b>	<b>3,075.00</b>	<b>105,684.84</b>	<b>72,535.73</b>	<b>1,888,480.50</b>
<b>West Maui Community Plan Area</b>							
LAHAINA WATERSHED PROJ DIVERSI DOT11-325-317506: #STP-STP-0900(0 77) GO17-373-378209: Lapse 12/31/17	500,000.00	1,979,367.00	1,911,702.18	153.37			67,511.45
LAH WATERSHED PROJ DIV PH 3A DOT13-325-337506: #STP-STP-0900(0 83)		2,282,912.50	1,459,170.86			421,588.16	402,153.48
LAHAINA WATERSHD FLOOD CONTRL GO10-368-301200: Lapse 12/31/10	6,275,000.00	3,776,428.37	2,747,588.35		891,492.34	137,347.68	()
GO14-371-321213: Lapse 12/31/12	2,563,498.08	361,349.00	140,038.12			221,310.88	()
GO14-371-331247: Lapse 12/31/13	1,100,000.00	1,100,000.00	1,003,929.96	1,167.70	84,969.51	9,932.83	
GO17-373-345276: Lapse 12/31/14 ORD#4095	677,698.55	6,992.95	6,936.82			56.13	
GO17-373-356216: Lapse 12/31/15 ORD#4095	997,900.00	216,315.36				216,315.36	

**County of Maui**  
**Capital Improvement Projects Report (Excluding Department of Water Supply)**  
**As of 3/31/2017**

	Original Appropriation	Alloted To Date	Expenditure Prior Years	Expenditure Current Year	Amount Lapsed	Encumbrance	Allotment Balance
<b>13-901 Drainage</b>							
GO17-373-367245: Lapse 12/31/16 L HONOAPIILANI RD RETAINING	2,000,000.00	2,000,000.00		15,000.00		1,985,000.00	
GO17-373-356217: Lapse 12/31/15 ORD#4095 NAPILI 4/5 CULVERT	297,621.00	262,474.00	262,474.00				
GO17-373-356229: Lapse 12/31/15	226,965.00	226,965.00	136,595.00	30,740.00		59,630.00	
	<b>14,638,682.63</b>	<b>12,212,804.18</b>	<b>7,668,435.29</b>	<b>47,061.07</b>	<b>976,461.85</b>	<b>3,051,181.04</b>	<b>469,664.93</b>
<b>Molokai Community Plan Area</b>							
KAUNAKAKAI DRAINAGE SYS B							
GO17-373-367246: Lapse 12/31/16	400,000.00	393,497.00	64,807.69	100,519.46		228,169.85	
GO17-373-378290: Lapse 12/31/17	200,000.00	69,700.00				69,700.00	
	<b>600,000.00</b>	<b>463,197.00</b>	<b>64,807.69</b>	<b>100,519.46</b>	<b>0.00</b>	<b>297,869.85</b>	<b>0.00</b>
<b>Countywide</b>							
CW DRAINAGE IMPROVEMENTS							
GO14-371-321203: Lapse 12/31/12	1,211,279.78	1,211,279.78	555,497.59	25,278.46	89,525.20	540,978.53	
GO14-371-331249: Lapse 12/31/13	1,300,000.00	1,288,837.57	1,081,659.71	12,570.54	11,476.35	183,130.97	
GF14-301-345319: Lapse 12/31/14	1,350,000.00	1,350,000.00	1,189,197.15		7,852.50	152,950.35	
GO15-372-356C56: Lapse 12/31/15	818,536.68	818,536.68	818,536.68				
GO17-373-356C66: Lapse 12/31/15	881,463.32	870,533.48	803,336.70	32,697.00		34,499.78	
GO17-373-367C48: Lapse 12/31/16	1,500,000.00	1,453,658.06	360,976.82	344,600.85		748,080.39	
GF17-301-378C69: Lapse 12/31/17	1,000,000.00	1,000,000.00		873,662.20		126,337.80	
PAPA AVE DRAINAGE IMPROVEMENTS							
GF14-301-345389: Lapse 12/31/14	250,000.00	250,000.00	17,781.15		195,833.68	36,385.17	
CW MUNI SEP STRM WATER/SEWER							
GF15-301-356C20: Lapse 12/31/15	300,000.00	300,000.00	300,000.00				
	<b>8,611,279.78</b>	<b>8,542,845.57</b>	<b>5,126,985.80</b>	<b>1,288,809.05</b>	<b>304,687.73</b>	<b>1,822,362.99</b>	<b>0.00</b>
<b>TOTAL Drainage</b>	<b>35,785,837.41</b>	<b>29,375,174.73</b>	<b>16,056,035.41</b>	<b>2,641,547.60</b>	<b>1,386,834.42</b>	<b>5,915,945.39</b>	<b>3,374,811.91</b>

**County of Maui**  
**Capital Improvement Projects Report (Excluding Department of Water Supply)**  
**As of 3/31/2017**

<b>13-902 Other Projects</b>	<b>Original Appropriation</b>	<b>Alloted To Date</b>	<b>Expenditure Prior Years</b>	<b>Expenditure Current Year</b>	<b>Amount Lapsed</b>	<b>Encumbrance</b>	<b>Allotment Balance</b>
<b>Makawao-Pukalani-Kula Community Plan Area</b>							
KULA AGRICULTURAL PARK EXP GO17-373-367282: Lapse 12/31/16	1,000,000.00						
<b>Wailuku-Kahului Community Plan Area</b>							
WAILUKU UNION CHCH/ADDL PARK GF14-301-345312: Lapse 12/31/14	100,000.00	100,000.00	22,929.25		76,437.65	633.10	
<b>Countywide</b>							
<b>PUBLIC SAFETY RADIO SYSTEM</b>							
GO14-371-331251: Lapse 12/31/13	4,850,000.00	4,850,000.00	4,840,532.00		9,468.00		
GO17-373-345290: Lapse 12/31/14 ORD#4095	1,582,986.56	1,425,818.56	449,537.51	629,628.90		346,652.15	
GOLAPS-350-345363: Lapse 12/31/14	529,000.00	529,000.00	506,099.64	22,900.36			
GOLAPS-350-356460: Lapse 12/31/15	1,210,000.00	1,210,000.00	180,806.27	30,175.04	765,956.04	233,062.65	
GO17-373-378210: Lapse 12/31/17	500,000.00						
GO17-373-378231: Lapse 12/31/17	4,550,000.00						
<b>SW CW EQUIPMENT</b>							
GO17-373-367256: Lapse 12/31/16	2,162,500.00	2,035,664.20		2,035,664.20			
GO17-373-367257: Lapse 12/31/16	988,000.00	818,119.70	818,119.70				
GO17-373-367258: Lapse 12/31/16	697,000.00	696,457.37				696,457.37	
GO17-373-367C51: Lapse 12/31/16							
GO17-373-378226: Lapse 12/31/17	310,000.00	278,987.85				278,987.85	
GO17-373-378227: Lapse 12/31/17	2,880,000.00	2,871,626.35				2,871,626.35	
GO17-373-378228: Lapse 12/31/17	2,273,000.00						
<b>BRIDGE INSPECTN &amp; EVALUATION</b>							
HY17-302-378371: Lapse 12/31/17	80,000.00	80,000.00				13,020.00	66,980.00
<b>BUS STOPS &amp; SHELTERS</b>							
GO17-373-345291: Lapse 12/31/14	18,814.00	18,814.00	14,650.00	4,164.00			
GF15-301-356425: Lapse 12/31/15	1,000,000.00	1,000,000.00	670,158.32	263,383.48	39,290.20	27,168.00	
GO17-373-367250: Lapse 12/31/16	800,000.00	644,775.95	10,618.00	142,161.57		491,996.38	
<b>CW PW ADA IMPROVEMENTS</b>							
HY13-302-331136: Lapse 12/31/13	500,000.00	500,000.00	376,383.72	78,427.35	45,188.93		
	<b>24,931,300.56</b>	<b>16,959,263.98</b>	<b>7,866,905.16</b>	<b>3,206,504.90</b>	<b>859,903.17</b>	<b>4,958,970.75</b>	<b>66,980.00</b>
<b>TOTAL Other Projects</b>	<b>26,031,300.56</b>	<b>17,059,263.98</b>	<b>7,889,834.41</b>	<b>3,206,504.90</b>	<b>936,340.82</b>	<b>4,959,603.85</b>	<b>66,980.00</b>

**County of Maui**  
**Capital Improvement Projects Report (Excluding Department of Water Supply)**  
**As of 3/31/2017**

<b>13-903 Government Facilities</b>	<b>Original Appropriation</b>	<b>Alloted To Date</b>	<b>Expenditure Prior Years</b>	<b>Expenditure Current Year</b>	<b>Amount Lapsed</b>	<b>Encumbrance</b>	<b>Allotment Balance</b>
<b>Hana Community Plan Area</b>							
NAHIKU COMMUNITY CENTER							
GO12-370-324200: Lapse 12/31/12	250,000.00	250,000.00	103,072.89		32,806.04	114,121.07	
GO17-373-367298: Lapse 12/31/16	1,950,000.00	191,340.00		30,332.00		161,008.00	
HANA CIVIC CENTER							
GF17-301-378337: Lapse 12/31/17	50,000.00	50,000.00					50,000.00
	<b>2,250,000.00</b>	<b>491,340.00</b>	<b>103,072.89</b>	<b>30,332.00</b>	<b>32,806.04</b>	<b>275,129.07</b>	<b>50,000.00</b>
<b>Paia-Haiku Community Plan Area</b>							
HAIKU FIRE STATION							
GF08-301-383010: Lapse 12/31/08	500,000.00	500,000.00	458,015.20			41,984.80	
GO10-368-393201: Lapse 12/31/09	600,000.00	600,000.00	470,023.31			129,976.69	
KAUNOA F/O EXPANSION/RE							
GF15-301-356403: Lapse 12/31/15	120,000.00	120,000.00	6,658.41	3,618.53	1,441.74	108,281.32	
	<b>1,220,000.00</b>	<b>1,220,000.00</b>	<b>934,696.92</b>	<b>3,618.53</b>	<b>1,441.74</b>	<b>280,242.81</b>	<b>0.00</b>
<b>Makawao-Pukalani-Kula Community Plan Area</b>							
KULA COM'ITY CTR LAND ACQUI							
GO17-373-367236: Lapse 12/31/16	307,000.00						
WAIAKOA/KULA GYM ACQ							
GO17-373-367237: Lapse 12/31/16	1,220,000.00	1,202,596.61	1,202,596.61				
MAKAWAO MUNI PARK'G LOT							
GF15-301-356404: Lapse 12/31/15	200,000.00	200,000.00	68,387.40	77,076.40	7,309.00	47,227.20	
	<b>1,727,000.00</b>	<b>1,402,596.61</b>	<b>1,270,984.01</b>	<b>77,076.40</b>	<b>7,309.00</b>	<b>47,227.20</b>	<b>0.00</b>
<b>Wailuku-Kahului Community Plan Area</b>							
COUNTY SERVICE CENTER							
GO17-373-356293: Lapse 12/31/15	1,632,976.00	1,632,809.00	579,945.71	419,606.43		633,256.86	
GO17-373-378292: Lapse 12/31/17	550,000.00						
MARKET ST PLAZA IMPROVEMENT							
GF15-301-356409: Lapse 12/31/15	355,000.00	355,000.00	318,790.42	5,290.50	30,919.08		
REAL PROPERTY AT WAIKAPU							
GO14-371-331243: Lapse 12/31/13	2,710,000.00	2,705,702.04	2,703,686.10	2,010.92	5.02		
WAI REDEVT MUNI PRKG LOT EXP							
GF17-301-378366: Lapse 12/31/17	3,380,447.00	3,380,447.00					3,380,447.00
KALANA/MAUI PARK'G LOT RESURF							
GF14-301-345306: Lapse 12/31/14	200,000.00	200,000.00	187,194.36	12,779.10	26.54		
GO17-373-367240: Lapse 12/31/16	1,200,000.00	704,794.75				704,794.75	
GF17-301-378399: Lapse 12/31/17	500,000.00	500,000.00		14,655.31		120,815.69	364,529.00
GF17-301-378405: Lapse 12/31/17	50,000.00	50,000.00				9,937.44	40,062.56
AIR CONDITION CHILLER REPLCT							
GF14-301-345308: Lapse 12/31/14	100,000.00	100,000.00	79,775.00		1,959.00	18,266.00	
2154 KAOHU ST PROPERTY							

**County of Maui**  
**Capital Improvement Projects Report (Excluding Department of Water Supply)**  
**As of 3/31/2017**

	Original Appropriation	Alloted To Date	Expenditure Prior Years	Expenditure Current Year	Amount Lapsed	Encumbrance	Allotment Balance
<b>13-903 Government Facilities</b>							
GO17-373-367280: Lapse 12/31/16	1,220,000.00	1,214,840.35	1,214,840.35				
WAILUKU REDEV'T MUNI PRKG LOT							
GF16-301-367104: Lapse 12/31/16	7,460,304.00	7,460,304.00		192,483.90	2,856,082.90	4,411,737.20	
	<b>19,358,727.00</b>	<b>18,303,897.14</b>	<b>5,084,231.94</b>	<b>646,826.16</b>	<b>2,888,992.54</b>	<b>5,898,807.94</b>	<b>3,785,038.56</b>
<b>Kihei-Makena Community Plan Area</b>							
KIHEI POLICE STATION							
GO14-371-331253: Lapse 12/31/13	3,250,000.00	3,225,277.04	3,146,402.51		.53	78,874.00	
DMVL KIHEI SATELLITE OFF EXP							
GF14-301-345313: Lapse 12/31/14	100,000.00	100,000.00	15,175.93		80,000.00	4,824.07	
	<b>3,350,000.00</b>	<b>3,325,277.04</b>	<b>3,161,578.44</b>	<b>0.00</b>	<b>80,000.53</b>	<b>83,698.07</b>	<b>0.00</b>
<b>West Maui Community Plan Area</b>							
LAHAINA REFUSE OFFICE							
GO17-373-378219: Lapse 12/31/17	250,000.00						
<b>Lanai Community Plan Area</b>							
LANAI FIRE STN IMPRVMT							
GF16-301-367110: Lapse 12/31/16	10,000.00	10,000.00			10,000.00		
GF17-301-378329: Lapse 12/31/17	10,000.00	10,000.00					10,000.00
LANAI BASEYARD IMPRV							
GO17-373-378286: Lapse 12/31/17	300,000.00	19,650.00					19,650.00
	<b>320,000.00</b>	<b>39,650.00</b>	<b>0.00</b>	<b>0.00</b>	<b>10,000.00</b>	<b>0.00</b>	<b>29,650.00</b>
<b>Molokai Community Plan Area</b>							
KAUNAKAKAI POLICE STN							
GO17-373-367247: Lapse 12/31/16	250,000.00						
GO17-373-378268: Lapse 12/31/17	390,000.00	884.00		884.00			
MOLOKAI BASEYARD DESIGN&C							
GOLAPS-350-356459: Lapse 12/31/15	3,500,000.00	3,500,000.00	250,610.72	16,872.07	3,086,848.00	145,669.21	
GO17-373-378291: Lapse 12/31/17	4,533,000.00						
GOLAPS-350-378392: Lapse 12/31/17	3,703,000.00	3,703,000.00					3,703,000.00
	<b>12,376,000.00</b>	<b>7,203,884.00</b>	<b>250,610.72</b>	<b>17,756.07</b>	<b>3,086,848.00</b>	<b>145,669.21</b>	<b>3,703,000.00</b>
<b>Countywide</b>							
CW FIRE FACILITIES							
GF09-301-393016: Lapse 12/31/09	150,000.00	150,000.00	36,570.60		83,916.50	29,512.90	
GF10-301-303191: Lapse 12/31/10	300,000.00	300,000.00	275,876.39		22,373.61	1,750.00	
GO10-368-313205: Lapse 12/31/11	150,000.00	150,000.00	111,925.00				38,075.00
GF12-301-323021: Lapse 12/31/12	150,000.00	150,000.00	137,716.54		8,325.16		3,958.30
GF14-301-345321: Lapse 12/31/14	300,000.00	300,000.00	150,186.90	138,089.56	265.28		11,458.26
GF16-301-367C13: Lapse 12/31/16	300,000.00	300,000.00	63,453.02	(62,735.03)	299,282.01		
CW FACILITY BUILDING IMPRVMTS							
GO12-370-313204: Lapse 12/31/11	150,000.00	150,000.00	102,411.00				47,589.00
GF13-301-331115: Lapse 12/31/13	350,000.00	350,000.00	272,875.19	10,606.27	61,854.04		4,664.50

**County of Maui**  
**Capital Improvement Projects Report (Excluding Department of Water Supply)**  
**As of 3/31/2017**

<b>13-903 Government Facilities</b>	<b>Original Appropriation</b>	<b>Alloted To Date</b>	<b>Expenditure Prior Years</b>	<b>Expenditure Current Year</b>	<b>Amount Lapsed</b>	<b>Encumbrance</b>	<b>Allotment Balance</b>
GF14-301-345320: Lapse 12/31/14	500,000.00	500,000.00	448,614.41	19,211.01	8,776.33	23,398.25	
GF15-301-356C21: Lapse 12/31/15	600,000.00	600,000.00	341,477.04	67,676.84	13,401.94	177,444.18	
GO17-373-367C49: Lapse 12/31/16	750,000.00	383,032.34		42,976.62		340,055.72	
GF17-301-378C70: Lapse 12/31/17	350,000.00	350,000.00				76,463.12	273,536.88
<b>CW POLICE FACILITIES</b>							
GF13-301-331117: Lapse 12/31/13	300,000.00	300,000.00	276,246.51			23,753.49	
GF15-301-356C22: Lapse 12/31/15	250,000.00	250,000.00	116,599.76	106,197.00	17,639.00	9,564.24	
GF16-301-367C15: Lapse 12/31/16	150,000.00	150,000.00		73,433.57	73,960.92	2,286.17	319.34
GF17-301-378C67: Lapse 12/31/17	940,000.00	940,000.00		16,701.00		132,333.00	790,966.00
<b>KALANA O MAUI CAMPUS EXP DESIG</b>							
GO17-373-345264: Lapse 12/31/14	500,761.47	500,732.47	159,788.21	28,738.12		312,206.14	
<b>CW DMVL SATELLITE OFF UPGRD</b>							
GF17-301-378C26: Lapse 12/31/17	137,200.00	137,200.00		27,485.27		6,077.30	103,637.43
<b>COUNTY BUILDING RENOVATION</b>							
GF10-301-303189: Lapse 12/31/10	300,000.00	300,000.00	249,988.52		3,305.10	46,706.38	
<b>CW FUEL TANK REPLACEMENTS</b>							
GF14-301-345323: Lapse 12/31/14	250,000.00	250,000.00		211,210.00	38,790.00		
GF16-301-367C14: Lapse 12/31/16	100,000.00	100,000.00			20,500.00	79,500.00	
	<b>6,977,961.47</b>	<b>6,610,964.81</b>	<b>2,743,729.09</b>	<b>679,590.23</b>	<b>652,389.89</b>	<b>1,366,795.95</b>	<b>1,168,459.65</b>
<b>TOTAL Government Facilities</b>	<b>47,829,688.47</b>	<b>38,597,609.60</b>	<b>13,548,904.01</b>	<b>1,455,199.39</b>	<b>6,759,787.74</b>	<b>8,097,570.25</b>	<b>8,736,148.21</b>

**County of Maui**  
**Capital Improvement Projects Report (Excluding Department of Water Supply)**  
**As of 3/31/2017**

<b>13-904 Parks and Recreation</b>	<b>Original Appropriation</b>	<b>Alloted To Date</b>	<b>Expenditure Prior Years</b>	<b>Expenditure Current Year</b>	<b>Amount Lapsed</b>	<b>Encumbrance</b>	<b>Allotment Balance</b>
<b>Hana Community Plan Area</b>							
PA'ANI MAI PARK IMPROVM							
GF15-301-356402: Lapse 12/31/15	300,000.00	300,000.00	53,370.50	101,077.00	29,840.00	115,712.50	
NAHIKU COMMUNITY CENTER							
GF13-301-331101: Lapse 12/31/13	280,000.00	280,000.00	734.50			279,265.50	
GF14-301-345302: Lapse 12/31/14	600,000.00	600,000.00			124,213.57	475,786.43	
HANA BALLFIELD							
GF14-301-345391: Lapse 12/31/14	190,000.00	190,000.00	190,000.00				
HELENE HALL IMPROVEMENTS							
GF14-301-345301: Lapse 12/31/14	165,000.00	165,000.00	13,760.32		151,239.68		
GO17-373-378239: Lapse 12/31/17	50,000.00	50,000.00				50,000.00	
HANA-KEANAE-KAILUA PARKS							
GF15-301-356401: Lapse 12/31/15	165,000.00	165,000.00	144,334.92		390.08	20,275.00	
GF16-301-367101: Lapse 12/31/16	446,250.00	446,250.00	68,820.12	249,488.53		127,941.35	
GF17-301-378338: Lapse 12/31/17	250,000.00	250,000.00		60,281.62		14,995.00	174,723.38
	<b>2,446,250.00</b>	<b>2,446,250.00</b>	<b>471,020.36</b>	<b>410,847.15</b>	<b>305,683.33</b>	<b>1,083,975.78</b>	<b>174,723.38</b>
<b>Paia-Haiku Community Plan Area</b>							
PAIA-HAIKU PARKS SYSTEM							
GF16-301-367102: Lapse 12/31/16	450,000.00	450,000.00	63,858.80	157,572.55	16.81	228,551.84	
GO17-373-378254: Lapse 12/31/17	400,000.00						
GF17-301-378353: Lapse 12/31/17	320,000.00	320,000.00		27,940.19		159,919.81	132,140.00
	<b>1,170,000.00</b>	<b>770,000.00</b>	<b>63,858.80</b>	<b>185,512.74</b>	<b>16.81</b>	<b>388,471.65</b>	<b>132,140.00</b>
<b>Makawao-Pukalani-Kula Community Plan Area</b>							
MAKAWAO-HAIKU-PAIA PARKS							
GF15-301-356405: Lapse 12/31/15	325,000.00	325,000.00	282,434.00	10,959.00		31,607.00	
PUK-KULA-ULUPALAKUA PARKS							
GF15-301-356406: Lapse 12/31/15	245,000.00	245,000.00	165,818.86	14,295.00	800.00	64,086.14	()
UPCOUNTRY SKATE PARK							
GF15-301-356407: Lapse 12/31/15	75,000.00	75,000.00	54,696.28	8,606.05		11,697.67	
MAK-PUK-KULA ULU PARKS							
GF16-301-367103: Lapse 12/31/16	435,000.00	435,000.00	45,447.45	262,780.80	3,003.74	123,768.01	
GF17-301-378347: Lapse 12/31/17	350,000.00	350,000.00					350,000.00
UPCOUNTRY SKATE PARK							
GO17-373-378248: Lapse 12/31/17	1,100,000.00						
PA17-309-378350: Lapse 12/31/17	100,000.00	100,000.00					100,000.00
WAIAKOA GYM IMPRVMENTS							
GO17-373-378249: Lapse 12/31/17	75,000.00	34,352.00		33,764.00		588.00	
	<b>2,705,000.00</b>	<b>1,564,352.00</b>	<b>548,396.59</b>	<b>330,404.85</b>	<b>3,803.74</b>	<b>231,746.82</b>	<b>450,000.00</b>
<b>Wailuku-Kahului Community Plan Area</b>							
CENTRAL MAUI PARKS SYSTEM							



**County of Maui**  
**Capital Improvement Projects Report (Excluding Department of Water Supply)**  
**As of 3/31/2017**

<b>13-904 Parks and Recreation</b>	<b>Original Appropriation</b>	<b>Alloted To Date</b>	<b>Expenditure Prior Years</b>	<b>Expenditure Current Year</b>	<b>Amount Lapsed</b>	<b>Encumbrance</b>	<b>Allotment Balance</b>
GF16-301-367105: Lapse 12/31/16	600,000.00	600,000.00	78,359.42	167,573.00	2,000.00	352,067.58	
GO17-373-378256: Lapse 12/31/17	461,000.00						
GF17-301-378355: Lapse 12/31/17	539,000.00	539,000.00				98,290.42	440,709.58
<b>WAILUKU GYM IMPROVEMENTS</b>							
GO14-371-345245: Lapse 12/31/14	1,653,642.06	1,659,792.82	1,604,683.06	48,959.00	6,150.76		
GF15-301-356412: Lapse 12/31/15	275,000.00	275,000.00	11,600.32	41,949.00	211,971.48	9,479.20	
<b>WAIIEHU GC STARTER BOOTH/RESTO</b>							
GO17-373-378257: Lapse 12/31/17	500,000.00						
<b>WAIIEHU GC WWTR IMPR</b>							
GO17-373-378258: Lapse 12/31/17	50,000.00	49,600.00				49,600.00	
<b>WAIKAPU CC BASKETBALL CT</b>							
GO17-373-378259: Lapse 12/31/17							
GO17-373-378260: Lapse 12/31/17	1,000,000.00						
<b>WAILUKU POOL IMPRVMNTS</b>							
GO17-373-378261: Lapse 12/31/17	50,000.00	29,223.77				29,223.77	
<b>WM COMPLEX PAVING IMPROVEMENTS</b>							
GF14-301-345311: Lapse 12/31/14	400,000.00	400,000.00	375,483.47		84.58	24,431.95	
GO17-373-378262: Lapse 12/31/17	100,000.00	71,200.00		20,980.00		50,220.00	
<b>KAHULUI PARKS SYSTEM</b>							
GF15-301-356410: Lapse 12/31/15	325,000.00	325,000.00	229,656.96	88,451.00	6,892.04		
<b>KANAHA BEACH PRK MSTR PLAN</b>							
GF15-301-356411: Lapse 12/31/15	250,000.00	250,000.00	141,951.21	38,957.39	45.00	69,046.40	
<b>KEPANIWAI HERITAGE GARDENS</b>							
GF16-301-367106: Lapse 12/31/16	100,000.00	100,000.00	17,250.00	6,590.00	3,400.00	72,760.00	
<b>WAIL-WAIH-WAIK PARKS SYS</b>							
GF15-301-356413: Lapse 12/31/15	590,000.00	590,000.00	568,854.40	1,202.08	2,357.55	17,585.97	
<b>WAR MEMORIAL CIVIC COMPLEX</b>							
GF14-301-345310: Lapse 12/31/14	200,000.00	200,000.00	152,480.80	12,378.22	5,818.00	29,322.98	
	<b>7,093,642.06</b>	<b>5,088,816.59</b>	<b>3,180,319.64</b>	<b>427,039.69</b>	<b>238,719.41</b>	<b>802,028.27</b>	<b>440,709.58</b>
<b>Kihei-Makena Community Plan Area</b>							
<b>WAIPIULANI PRK IRRIGATION</b>							
GF17-301-378341: Lapse 12/31/17	100,000.00	100,000.00					100,000.00
<b>WAIPIULANI PARK IRRIGATION</b>							
GF16-301-367108: Lapse 12/31/16	800,000.00	800,000.00	79,350.00	47,450.00	239,500.00	433,700.00	
<b>SO MAUI COMMUNITY PARK</b>							
GO17-373-356227: Lapse 12/31/15	16,588,792.49	438,635.29	211,232.98	11,195.60		216,206.71	()
GF15-301-356416: Lapse 12/31/15	655,000.00	655,000.00	526,858.79	68,650.21		59,491.00	
GF16-301-367107: Lapse 12/31/16	885,000.00	885,000.00	709,238.39	149,179.61		26,582.00	
GO17-373-378243: Lapse 12/31/17	650,000.00						
GO17-373-378244: Lapse 12/31/17	303,000.00	108,444.00		9,710.00		98,734.00	
GF17-301-378340: Lapse 12/31/17	597,000.00	597,000.00		800.00		170,332.51	425,867.49
<b>SM BLDG MAINT REPAIRER BSYD</b>							
GO17-373-378242: Lapse 12/31/17	150,000.00						

**County of Maui**  
**Capital Improvement Projects Report (Excluding Department of Water Supply)**  
**As of 3/31/2017**

<b>13-904 Parks and Recreation</b>	<b>Original Appropriation</b>	<b>Alloted To Date</b>	<b>Expenditure Prior Years</b>	<b>Expenditure Current Year</b>	<b>Amount Lapsed</b>	<b>Encumbrance</b>	<b>Allotment Balance</b>
	<b>20,728,792.49</b>	<b>3,584,079.29</b>	<b>1,526,680.16</b>	<b>286,985.42</b>	<b>239,500.00</b>	<b>1,005,046.22</b>	<b>525,867.49</b>
<b>West Maui Community Plan Area</b>							
WEST MAUI PARKS SYSTEM							
PA15-309-356462: Lapse 12/31/15	800,000.00	800,000.00	442,240.16	6,300.00	2,831.00	348,628.84	
GF16-301-367109: Lapse 12/31/16	225,000.00	225,000.00				225,000.00	
PA16-309-367154: Lapse 12/31/16	480,000.00	480,000.00	21,320.26	30,087.58	165.00	428,427.16	
WEST MAUI PARKS SYSTEM							
GO17-373-378264: Lapse 12/31/17	1,915,000.00	534,618.00				534,618.00	
GF17-301-378363: Lapse 12/31/17	85,000.00	85,000.00				9,400.00	75,600.00
PA17-309-378365: Lapse 12/31/17	285,000.00	285,000.00					285,000.00
MOKUHINIA ECOSYSTEM/RESTORATN							
GO17-373-345266: Lapse 12/31/14 ORD#4095	132,414.26	132,411.37				132,411.37	
GF15-301-356560: Lapse 12/31/15	50,000.00	50,000.00	47,000.00			3,000.00	
	<b>3,972,414.26</b>	<b>2,592,029.37</b>	<b>510,560.42</b>	<b>36,387.58</b>	<b>2,996.00</b>	<b>1,681,485.37</b>	<b>360,600.00</b>
<b>Lanai Community Plan Area</b>							
LANAI PARKS SYSTEM							
GF15-301-356417: Lapse 12/31/15	130,000.00	130,000.00	122,516.53	3,958.31		3,525.16	
GF16-301-367111: Lapse 12/31/16	262,500.00	262,500.00	142,768.53	58,062.93	59.37	61,609.17	
GO17-373-378246: Lapse 12/31/17	425,000.00	19,152.83				19,152.83	
GF17-301-378345: Lapse 12/31/17	25,000.00	25,000.00				25,000.00	
	<b>842,500.00</b>	<b>436,652.83</b>	<b>265,285.06</b>	<b>62,021.24</b>	<b>59.37</b>	<b>109,287.16</b>	<b>0.00</b>
<b>Molokai Community Plan Area</b>							
MOLOKAI PARKS SYSTEM							
GF15-301-356418: Lapse 12/31/15	695,000.00	695,000.00	676,936.02	9,031.99	9,032.00		(.01)
GF16-301-367112: Lapse 12/31/16	273,750.00	273,750.00	48,295.25	152,516.82	1,972.33	70,965.60	
GO17-373-378252: Lapse 12/31/17	580,000.00						
GF17-301-378351: Lapse 12/31/17	320,000.00	320,000.00		43.93			319,956.07
	<b>1,868,750.00</b>	<b>1,288,750.00</b>	<b>725,231.27</b>	<b>161,592.74</b>	<b>11,004.33</b>	<b>70,965.60</b>	<b>319,956.06</b>
<b>Countywide</b>							
CW PARK RESTROOM FAC IMPR							
GF15-301-356C24: Lapse 12/31/15	500,000.00	500,000.00	268,664.40	17,929.21	22,140.34	191,266.05	
CW PARK WAILUKU HEIGHTS							
GF17-301-378334: Lapse 12/31/17	30,000.00	30,000.00					30,000.00
CW PARK FACILITIES							
GF12-301-324031: Lapse 12/31/12	400,000.00	400,000.00	399,957.49		42.51		()
CW PARKS ADA IMPROVEMENTS							
GF14-301-345324: Lapse 12/31/14	300,000.00	300,000.00	298,900.00		1,100.00		
GF15-301-356C23: Lapse 12/31/15	500,000.00	500,000.00	415,280.09	14,623.52	.01	70,096.38	()
GF16-301-367C16: Lapse 12/31/16	200,000.00	200,000.00	3,416.00	124,048.68	.18	72,535.14	
GF17-301-378C33: Lapse 12/31/17	300,000.00	300,000.00		480.00		131,736.59	167,783.41

**County of Maui**  
**Capital Improvement Projects Report (Excluding Department of Water Supply)**  
**As of 3/31/2017**

<b>13-904 Parks and Recreation</b>	<b>Original Appropriation</b>	<b>Alloted To Date</b>	<b>Expenditure Prior Years</b>	<b>Expenditure Current Year</b>	<b>Amount Lapsed</b>	<b>Encumbrance</b>	<b>Allotment Balance</b>
CW PARK PLAYGROUND IMPRVMT							
GF17-301-378C32: Lapse 12/31/17	770,000.00	770,000.00		2,030.00		266,800.00	501,170.00
GO17-373-378C34: Lapse 12/31/17	200,000.00						
PA17-309-378C36: Lapse 12/31/17	115,000.00	115,000.00					115,000.00
LARGE CAP CESSPOOL CLOSURE							
GF13-301-331120: Lapse 12/31/13	300,000.00	300,000.00	106,553.79		190,556.21	2,890.00	()
GO17-373-367252: Lapse 12/31/16	550,000.00	242,364.00		56,023.95		186,340.05	
CW TOILET TRAILERS							
GO17-373-378C35: Lapse 12/31/17	440,000.00						
	<b>4,605,000.00</b>	<b>3,657,364.00</b>	<b>1,492,771.77</b>	<b>215,135.36</b>	<b>213,839.25</b>	<b>921,664.21</b>	<b>813,953.41</b>
<b>TOTAL Parks and Recreation</b>	<b>45,432,348.81</b>	<b>21,428,294.08</b>	<b>8,784,124.07</b>	<b>2,115,926.77</b>	<b>1,015,622.24</b>	<b>6,294,671.08</b>	<b>3,217,949.92</b>

**County of Maui**  
**Capital Improvement Projects Report (Excluding Department of Water Supply)**  
**As of 3/31/2017**

<b>13-907 Roads</b>	<b>Original Appropriation</b>	<b>Alloted To Date</b>	<b>Expenditure Prior Years</b>	<b>Expenditure Current Year</b>	<b>Amount Lapsed</b>	<b>Encumbrance</b>	<b>Allotment Balance</b>
<b>Hana Community Plan Area</b>							
HANA DISTRICT RD RESURFACING HY01-302-317003: Lapse 12/31/01	650,000.00	643,184.00	462,188.90	6,756.30	147,509.31	26,729.49	
KALEPA ROCK FALL ASSESSMENT HY16-302-367117: Lapse 12/31/16 GO17-373-378278: Lapse 12/31/17	150,000.00 500,000.00	150,000.00			150,000.00		
PIILANI HWY RDWY/EMBANKMENT GO17-373-367232: Lapse 12/31/16	500,000.00						
KEANAE RD SAFETY IMPROVEMENTS GO17-373-367281: Lapse 12/31/16	400,000.00	400,000.00	56,716.00	60,864.00		282,420.00	
KOUKOUAI BRIDGE REHAB GO17-373-378279: Lapse 12/31/17	600,000.00						
PIILANI HWY RD IMPRV/NUANUALOA GO17-373-378280: Lapse 12/31/17	147,000.00						
ROCKFALL/EMBKMNT ASSESSMNT HY17-302-378381: Lapse 12/31/17	350,000.00	350,000.00					350,000.00
PIILANI HWY RD IMPRV/NUANUALOA HY17-302-378382: Lapse 12/31/17	2,003,000.00	2,003,000.00		350.03		1,991,000.00	11,649.97
WAIOPAI BRIDGE IMPRV GO17-373-367233: Lapse 12/31/16	600,000.00						
PAPAHAWAHAWA BRIDGE REPLACMNT GO12-370-317201: Lapse 12/31/11 DOT11-325-317501: #STP-BR0900(49)	1,100,000.00 5,000,000.00	579,473.00 4,037,352.00	579,468.70 2,443,290.57			4.30	1,594,061.43
KAHOLOPOO BRIDGE REPLACEMNT GO12-370-317200: Lapse 12/31/11 ORD3814-A DOT12-325-327500: #STP-BR0900-078	700,000.00 1,680,000.00	700,000.00 1,672,000.00	628,838.33 1,353,199.11			71,161.67 59,552.77	259,248.12
WAIOHONU BRIDGE REPL BR0900(68 DOT11-325-317505: #STP-STP0900(68	2,800,000.00	3,289,180.00	2,622,687.54				666,492.46
	<b>17,180,000.00</b>	<b>13,824,189.00</b>	<b>8,146,389.15</b>	<b>67,970.33</b>	<b>297,509.31</b>	<b>2,430,868.23</b>	<b>2,881,451.98</b>
<b>Paia-Haiku Community Plan Area</b>							
NORTH SHORE GREENWAY GO17-373-367235: Lapse 12/31/16	350,000.00	16,710.99	10,571.51	1,962.48		4,177.00	
BALDWIN AVE BIKEWAY/GREENWAY BY11-304-317035: Lapse 12/31/11 GO17-373-367234: Lapse 12/31/16	200,000.00 350,000.00	200,000.00	45,007.08		58,812.00	96,180.92	
KAUPAKALUA PVEMNT RECONST HY17-302-378393: Lapse 12/31/17	550,000.00	550,000.00				147,800.00	402,200.00
PAUWELA RD SIDEWK REPAIRS HY17-302-378394: Lapse 12/31/17	500,000.00	500,000.00					500,000.00
PAIA SCHOOL SAFE ROUTES HY15-302-356426: Lapse 12/31/15	150,000.00	150,000.00	3,831.24		136,616.76	9,552.00	

**County of Maui**  
**Capital Improvement Projects Report (Excluding Department of Water Supply)**  
**As of 3/31/2017**

<b>13-907 Roads</b>	<b>Original Appropriation</b>	<b>Alloted To Date</b>	<b>Expenditure Prior Years</b>	<b>Expenditure Current Year</b>	<b>Amount Lapsed</b>	<b>Encumbrance</b>	<b>Allotment Balance</b>
KALIALINUI BRIDGE IMPROVEMENT GO17-373-345288: Lapse 12/31/14 ORD#4095	262,839.26	164,597.67	20,079.87	6,210.00		137,900.00	407.80
	<b>2,362,839.26</b>	<b>1,581,308.66</b>	<b>79,489.70</b>	<b>8,172.48</b>	<b>195,428.76</b>	<b>395,609.92</b>	<b>902,607.80</b>
<b>Makawao-Pukalani-Kula Community Plan Area</b>							
PUKALANI STREET PAVEMENT DOT12-325-327508: #STP-STP-3620(0 01)	1,038,137.00	737,932.26	714,998.19				22,934.07
GUARDRAIL/SHOULDER IMPRV HY17-302-378388: Lapse 12/31/17	300,000.00	300,000.00		1,372.75			298,627.25
KOKOMO RD PAVEMENT RECON GO17-373-356223: Lapse 12/31/15	46,387.51	46,387.51				46,387.51	
GOLAPS-350-378389: Lapse 12/31/17	2,400,000.00	2,400,000.00		13,182.58			2,386,817.42
MAK/MAKANI ROAD IMPROVEMENTS HY06-302-367010: Lapse 12/31/06	600,000.00	600,000.00	287,595.59			312,404.41	
DOT12-325-327504: #STP-STP-3630(1	76,359.42	1,676,359.42	800,412.26				875,947.16
HALIIMAILE RD IMPROVEMENTS DOT12-325-327503: #STP-STP-A371(1		1,680,000.00	817,952.44				862,047.56
DOT13-325-337503: #STP-STP-A371 (002)	1,000,671.05	1,000,671.05	985,548.15				15,122.90
HALEAKALA HWY INTERSECT IMPR GO17-373-345274: Lapse 12/31/14 ORD#4095	1,218,491.00	37,271.00	12,810.00			24,461.00	
SH14-323-345410:	2,000,000.00	1,250,000.00				525,208.87	724,791.13
HY16-302-367118: Lapse 12/31/16	500,000.00	500,000.00				500,000.00	
GOLAPS-350-367153: Lapse 12/31/16	1,000,000.00	1,000,000.00			1,000,000.00		
GO17-373-367283: Lapse 12/31/16	1,381,750.00	1,315,273.70	51,898.30	1,223,547.18		39,828.22	
OLD HALEAKALA HWY SIDEWALK SH13-323-331140: ACT106, SLH2012	998,000.00	998,000.00					998,000.00
GO17-373-345286: Lapse 12/31/14 ORD#4095	422,640.00	57,802.00	57,802.00				
KOKOMO RD PAVEMENT RECON DOT15-325-356740: #STP-STP-0366(0 01)	3,800,000.00	8,348,502.00	5,193,560.53	126,629.26		274,669.01	2,753,643.20
GO17-373-367239: Lapse 12/31/16	1,400,000.00	7,370.91	6,330.90	1,040.00		.01	
BALDWIN AVE RESURFACING DOT14-325-345403: #STP-STP-0390(0 01)	2,261,738.00	2,261,738.00	2,000,260.57	142,077.10		119,399.77	.56
GO17-373-367238: Lapse 12/31/16	3,361,250.00	1,300,956.82	11,234.16	13,508.53		1,276,214.13	
OLD HALEAKALA HWY PVMNT REHAB DOT15-325-356780: #STP-STP-0900(0 84)	4,027,000.00	5,527,000.00	205,962.94	3,775,548.65		930,846.09	614,642.32
	<b>27,832,423.98</b>	<b>31,045,264.67</b>	<b>11,146,366.03</b>	<b>5,296,906.05</b>	<b>1,000,000.00</b>	<b>4,049,419.02</b>	<b>9,552,573.57</b>
<b>Wailuku-Kahului Community Plan Area</b>							
KAM/HINA AVE TRAFFIC SIGNAL DOT11-325-317504: #STP-STP-3940(1 )	1,200,000.00	860,568.00	477,445.01				383,122.99
KAHAKULOA STREAM BRIDGE GO17-373-378206: Lapse 12/31/17	650,000.00	598.25		598.25			
ONEHEE/KEA PAVEMNT REHAB GO17-373-378207: Lapse 12/31/17	200,000.00						

**County of Maui**  
**Capital Improvement Projects Report (Excluding Department of Water Supply)**  
**As of 3/31/2017**

<b>13-907 Roads</b>	<b>Original Appropriation</b>	<b>Alloted To Date</b>	<b>Expenditure Prior Years</b>	<b>Expenditure Current Year</b>	<b>Amount Lapsed</b>	<b>Encumbrance</b>	<b>Allotment Balance</b>
C MAUI SIGNAL UPGRADE HY17-302-378402: Lapse 12/31/17	270,000.00	270,000.00					270,000.00
KAMEHAMEHA AVE @ MAUI LANI HY16-302-367119: Lapse 12/31/16	1,400,000.00	1,400,000.00		237,097.78	1,149,831.22	13,071.00	
HY17-302-378403: Lapse 12/31/17	330,000.00	330,000.00		2,207.95			327,792.05
WAKEA/KAMEHA INTERSEC IMPRV HY17-302-378404: Lapse 12/31/17	240,000.00	240,000.00					240,000.00
WAIALE RD SHOULDER IMPROVEMENT GO14-371-345248: Lapse 12/31/14	114,900.00	114,900.00	52,540.00			62,360.00	
GO17-373-356245: Lapse 12/31/15	400,000.00	400,000.00	24,732.00	13,200.00		362,068.00	
PAPA AVE PAVEMENT REHABILITATI GO14-371-345247: Lapse 12/31/14	2,380,000.00	2,380,000.00	2,206,771.62	173,228.38			
DOT14-325-347520: #STP-STP-3910(0 01)	6,625,000.00	6,625,000.00	5,930,258.37	512,880.62		180,032.85	1,828.16
LONO AVENUE IMPROVEMENTS HY12-302-327030: Lapse 12/31/12	760,000.00	760,000.00	456,585.25	26,985.69	276,429.06		
DOT12-325-327507: #STP-STO-3950(0 07)	1,608,226.46	962,602.54	830,100.75	120,071.36		208.38	12,222.05
WAKEA AVE TRAFFIC SIGNALS GO17-373-345293: Lapse 12/31/14	48,271.12	48,271.12	45,507.81			2,763.31	
HY14-302-345326: Lapse 12/31/14	180,000.00	180,000.00	5,000.00		139,621.48	35,378.52	
DOT14-325-345402: #STP-STP-0900(0 82)	400,000.00	400,000.00	340,146.74			29,318.86	30,534.40
KAHEKILI HWAY PAVMENT/REHAB DOT12-325-327501: #STP-STP3405(3)	3,200,000.00	3,200,000.00	2,318,400.75				881,599.25
GO17-373-367241: Lapse 12/31/16	3,000,000.00	3,000,000.00				3,000,000.00	
WAKEA PVMNT KAAHUMANU/PUUNENE HY13-302-331124: Lapse 12/31/13	800,000.00	800,000.00	686,670.03		47,101.47	66,228.50	
DOT13-325-337515: #STP-STP-3920 (006)	3,275,685.65	3,267,572.54	2,214,779.41			246,774.69	806,018.44
GO14-371-345250: Lapse 12/31/14	517,573.02	517,573.02	472,374.45			45,198.57	
DOT14-325-345401: #STP-STP-0900(0 82)	2,500,000.00	2,229,601.16	1,889,497.81			275,574.26	64,529.09
KUIKAHI DR PAVEMENT REHAB GO17-373-367242: Lapse 12/31/16	440,000.00	439,137.04	3,069.23	34,924.48		401,143.33	
HANSEN ROAD IMPROVEMENT GO17-373-356225: Lapse 12/31/15	446,484.05	446,484.05	358,178.60	38,131.32		50,174.13	
DOT15-325-356700: #STP-STP-3600(0 01)	3,500,000.00	3,919,875.20	3,690,809.99	122,692.03			106,373.18
LONO AVE PAVEMENT REHAB PH2 DOT15-325-356720: #STP-STP-3950(0 08)	694,000.00	1,544,784.53	1,357,514.62	129,329.05			57,940.86
KAHAKULOA STREAM BRIDGE GO17-373-356244: Lapse 12/31/15	700,000.00	508,933.00	147,027.90	147,032.92		214,872.18	
WAIIEHU STREAM BRIDGE REPAIR GO17-373-356246: Lapse 12/31/15	500,000.00	500,000.00				500,000.00	
KAM AVE/HINA PVTMNT REHAB HY13-302-331122: Lapse 12/31/13	1,200,000.00	1,200,000.00	1,011,231.93		44,345.51	144,422.56	
KAMEHAMEHA AVE AT KANE ST HY13-302-331125: Lapse 12/31/13	250,000.00	250,000.00	98,887.76		131,572.44	19,539.80	

**County of Maui**  
**Capital Improvement Projects Report (Excluding Department of Water Supply)**  
**As of 3/31/2017**

<b>13-907 Roads</b>	<b>Original Appropriation</b>	<b>Alloted To Date</b>	<b>Expenditure Prior Years</b>	<b>Expenditure Current Year</b>	<b>Amount Lapsed</b>	<b>Encumbrance</b>	<b>Allotment Balance</b>
KAMEHAMEHA AVE PAVEMENT REHAB DOT13-325-337504: #STP-STP-0900 (079)	3,727,251.98	3,717,059.29	2,204,927.72			577,690.22	934,441.35
KAMEHAMEHA TRFC SIGNAL @ KANE DOT13-325-337505: #STP-STP-3940(0 02)	493,176.96	493,176.96	325,951.04			78,159.18	89,066.74
CENTRAL MAUI BIKE/PEDESTRIAN BY16-304-367129: Lapse 12/31/16	150,000.00	150,000.00		38,710.00		111,290.00	
LOWER MAIN ST RESURFACING HY16-302-367120: Lapse 12/31/16	150,000.00	150,000.00			150,000.00		
	<b>42,350,569.24</b>	<b>41,306,136.70</b>	<b>27,148,408.79</b>	<b>1,597,089.83</b>	<b>1,938,901.18</b>	<b>6,416,268.34</b>	<b>4,205,468.56</b>
<b>Kihei-Makena Community Plan Area</b>							
NS COLL D LOKE SCH - AUHANA GO17-373-378283: Lapse 12/31/17	100,000.00						
PAVEMNT REHAB SM LOCATIONS GO17-373-378284: Lapse 12/31/17	1,860,000.00	5,849.72		4,219.56			1,630.16
KIHEI BIKEWAY-PIILANI NORTH DOT04-325-347501: #STP-STP-3115(2 ) BY16-304-367130: Lapse 12/31/16 PV16-329-367579:	353,469.00 46,531.00	1,829,362.16 353,469.00 46,531.00	1,432,230.83 353,469.00 727.87			45,803.13 73,845.43	397,131.33
DOT16-325-369501: #STP-STP-3115(0 03)	2,872,170.00	2,872,170.00	2,431,820.02	366,504.55			
S KIHEI RD PAVEMENT REHAB HY13-302-331127: Lapse 12/31/13 DOT14-325-345400: #STP-STP-3100(0 13)	600,000.00 2,600,000.00	600,000.00 1,404,595.61	325,048.46 1,259,729.99		248,851.10	26,100.44 144,865.62	
BALDWIN AVE PAVEMNT REHAB PH2 DOT16-325-369507: #STP-STP-0390(0 02) BY17-304-378385: Lapse 12/31/17	3,184,328.00 150,000.00	3,184,328.00 150,000.00				3,184,327.46	.54 150,000.00
NORTH SO COLLECTOR RD/NAMAUU HY14-302-345331: Lapse 12/31/14 GO17-373-367244: Lapse 12/31/16 PV16-329-367577:	250,000.00 553,622.00 246,378.00	250,000.00 553,622.00 246,378.00	91,695.51	57,185.84		101,118.65 553,622.00 246,378.00	
KUIKAHI DR PAVEMENT REHAB DOT16-325-369505: #STP-STP-3210(0 01)- S KIHEI RD IMPRV PH 4 HY16-302-367121: Lapse 12/31/16	1,994,564.00 100,000.00	1,994,564.00 100,000.00	33,537.60	5,050.17	61,412.23	1,570,973.32	290,264.48
S MAUI REGIONAL TRAFFIC HY16-302-367184: Lapse 12/31/16	340,000.00	340,000.00			832.00	339,168.00	
SO MAUI TRAFFIC MASTER PLAN DOT16-325-369503: #STP-SPR-0010(0 36)		342,000.00				342,000.00	
KULANIHAKOI BRIDGE REPLACEMNT HY11-302-317030: Lapse 12/31/11	700,000.00	700,000.00	560,236.29	70,586.47		69,177.24	
SO KIHEI SIDEWALK/BOAT RAMP/KI HY14-302-345330: Lapse 12/31/14 WAILEA ALANUI/IKE DR PAVEMENT	550,000.00	550,000.00	451,957.18	43,812.25	54,230.57		

**County of Maui**  
**Capital Improvement Projects Report (Excluding Department of Water Supply)**  
**As of 3/31/2017**

	Original Appropriation	Alloted To Date	Expenditure Prior Years	Expenditure Current Year	Amount Lapsed	Encumbrance	Allotment Balance
<b>13-907 Roads</b>							
GO17-373-356215: Lapse 12/31/15 ORD#4095	1,590,721.76	1,036,671.32	864,018.76	116,625.41		56,027.15	( )
DOT15-325-356760: #STP-STP-0900(0 84)	5,880,000.00	5,926,495.29	5,387,764.46	371,235.90		167,494.93	
	<b>23,971,783.76</b>	<b>22,486,036.10</b>	<b>13,192,235.97</b>	<b>1,168,546.35</b>	<b>365,325.90</b>	<b>6,920,901.37</b>	<b>839,026.51</b>
<b>West Maui Community Plan Area</b>							
WM ROADWAY IMPRV SVO GRANT PV16-329-367575:	1,700,000.00	1,700,000.00					1,700,000.00
WM ROADWAY IMPRV MTV GRANT PV15-329-356575:	715,000.00	715,000.00					715,000.00
SHAW ST SIDEWALK/WAINEE ST HY10-302-307027: Lapse 12/31/10	250,000.00	250,000.00	113,406.26		100,642.74	35,951.00	
FRONT ST DECK&RAIL REPAIR HY15-302-356430: Lapse 12/31/15	250,000.00	250,000.00	48,258.00	28,688.00	125,981.00	47,073.00	
WM GREENWAY PILOT PRJ BY17-304-378406: Lapse 12/31/17	300,000.00	300,000.00					300,000.00
	<b>3,215,000.00</b>	<b>3,215,000.00</b>	<b>161,664.26</b>	<b>28,688.00</b>	<b>226,623.74</b>	<b>83,024.00</b>	<b>2,715,000.00</b>
<b>Countywide</b>							
<b>BIKEWAY PROJECTS</b>							
BY01-304-317020: Lapse 12/31/01	300,000.00	300,000.00	153,432.50			146,567.50	
BY03-304-337014: Lapse 12/31/03	300,000.00	300,000.00	74,839.17		187,343.59	37,817.24	
BY04-304-347020: Lapse 12/31/04	300,000.00	300,000.00	226,795.18		1,614.56	71,590.26	
BY13-304-331138: Lapse 12/31/13	300,000.00	300,000.00	160,419.17			139,580.83	
BY14-304-345337: Lapse 12/31/14	300,000.00	300,000.00	84,027.78	65,030.27	147,941.95	3,000.00	
BY15-304-356C37: Lapse 12/31/15	620,000.00	620,000.00	509,912.50	93,128.41		16,959.09	
BY16-304-367C31: Lapse 12/31/16	150,000.00	150,000.00	21,623.84	34,397.37		93,978.79	
<b>CW SIDEWALK IMPROVEMENTS</b>							
HY13-302-331133: Lapse 12/31/13	500,000.00	500,000.00	401,651.13		45,328.87	53,020.00	
HY14-302-345335: Lapse 12/31/14	450,000.00	450,000.00	360,734.54	8,559.98	44,403.73	36,301.75	
HY15-302-356C35: Lapse 12/31/15	500,000.00	500,000.00	390,166.65	52,393.37		57,439.99	(.01)
HY16-302-367C26: Lapse 12/31/16	400,000.00	400,000.00	114,745.69	17,501.09	19,829.39	247,923.83	
HY17-302-378C76: Lapse 12/31/17	500,000.00	500,000.00		15,401.56		481,433.28	3,165.16
<b>CW BRIDGE REPAIR/MAINTENANCE</b>							
HY01-302-317016: Lapse 12/31/01	250,000.00	250,000.00	230,384.39	19,604.13	11.48		
HY14-302-345332: Lapse 12/31/14	295,000.00	295,000.00	150,402.76			144,597.24	
HY15-302-356C31: Lapse 12/31/15	370,000.00	370,000.00	137,488.24	86,400.00	64,075.51	82,036.25	
HY16-302-367C22: Lapse 12/31/16	370,000.00	370,000.00	24,747.71	184,108.69	100,847.50	60,296.10	
<b>CW ROAD RESURFACING</b>							
HY12-302-327032: Lapse 12/31/12	5,436,736.00	5,436,736.00	4,757,486.26	378,643.58	188,399.03	112,207.13	
HY13-302-331131: Lapse 12/31/13	6,211,200.00	6,211,200.00	5,711,656.11	304,346.42	168,756.40	26,441.08	(.01)
<b>CW SAFETY IMPROVEMNTS</b>							
HY07-302-377033: Lapse 12/31/07	600,000.00	600,000.00	518,429.51		36,837.37	44,733.12	( )
HY08-302-387030: Lapse 12/31/08	500,000.00	500,000.00	328,696.01		82,236.34	89,067.65	
HY12-302-327033: Lapse 12/31/12	150,000.00	150,000.00	115,942.56	1,804.55	32,252.89		
HY13-302-331132: Lapse 12/31/13	600,000.00	600,000.00	468,194.38	46,135.57	17,126.49	68,543.56	



**County of Maui**  
**Capital Improvement Projects Report (Excluding Department of Water Supply)**  
**As of 3/31/2017**

<b>13-907 Roads</b>	<b>Original Appropriation</b>	<b>Alloted To Date</b>	<b>Expenditure Prior Years</b>	<b>Expenditure Current Year</b>	<b>Amount Lapsed</b>	<b>Encumbrance</b>	<b>Allotment Balance</b>
HY14-302-345334: Lapse 12/31/14	500,000.00	500,000.00	383,294.79		103,395.61	13,309.60	
HY15-302-356C34: Lapse 12/31/15	600,000.00	600,000.00	415,751.87	175,468.91	4,212.82	4,566.40	
HY16-302-367C25: Lapse 12/31/16	390,000.00	390,000.00	45,267.15	219,693.19	49,766.80	75,272.86	
HY17-302-378C75: Lapse 12/31/17	600,000.00	600,000.00		35,497.34		558,357.92	6,144.74
EHA ST RDWAY DEDICATION							
HY16-302-367324: Lapse 12/31/16	300,000.00	300,000.00			220,090.00	79,910.00	
CW BRIDGE IMPROVEMENTS							
GO17-373-378C72: Lapse 12/31/17	370,000.00	122,325.03		54,379.76		65,231.70	2,713.57
CW PAVEMENT PRESERVATION							
HY15-302-356C32: Lapse 12/31/15	500,000.00	500,000.00	398,816.46		101,183.54		
HY16-302-367128: Lapse 12/31/16	160,000.00	160,000.00	42,312.24	66,687.07	8,834.31	42,166.38	
HY16-302-367C23: Lapse 12/31/16	400,000.00	400,000.00	49,350.60	36,562.50		314,086.90	
HY17-302-378C73: Lapse 12/31/17	500,000.00	500,000.00					500,000.00
CW RD RESURFACING/PAVEMENT PR							
HY14-302-345333: Lapse 12/31/14	5,546,744.00	5,546,744.00	4,730,276.37	525,714.15	8,908.89	281,844.59	
HY15-302-356C33: Lapse 12/31/15	4,943,698.00	4,943,698.00	3,570,097.52	660,105.34	311,843.49	401,651.65	
HY16-302-367C24: Lapse 12/31/16	5,718,028.00	5,718,028.00	981,202.53	1,361,736.63	2,083.32	3,373,005.52	
HY17-302-378C74: Lapse 12/31/17	5,634,267.00	5,634,267.00		85,093.72		2,632,526.56	2,916,646.72
CW TRAFFIC CALMING PRG							
HY16-302-367C27: Lapse 12/31/16	139,640.00	139,640.00		71,978.08	67,661.92		
HY17-302-378C77: Lapse 12/31/17	200,000.00	200,000.00		174.90			199,825.10
CW SPEED HUMP/SPEED TABLE PRG							
HY14-302-345336: Lapse 12/31/14	500,000.00	500,000.00	209,057.46	59,535.00	206,682.54	24,725.00	
HY15-302-356C36: Lapse 12/31/15	500,000.00	500,000.00	240,199.03	11,709.56	248,091.41		
KAMEHAMEHA AVE ST LIGHT							
HY16-302-367325: Lapse 12/31/16	10,000.00	10,000.00			10,000.00		
KAMALII ELEM SCH SAFE ROUTES							
DOT13-325-337507: #STP-SRS-1500(6 0)	460,000.00	459,000.00	377,825.01				81,174.99
PRINCESS NAHIENAENA SAFE ROUTE							
DOT13-325-337508: #STP-SRS-1500(5 9)	150,000.00	155,000.00	106,033.40				48,966.60
WAILUKU MUNI PARKING LOT							
HY15-302-356439: Lapse 12/31/15	350,000.00	350,000.00	330,349.85	19,650.15			()
SAFE ROUTES TO SCH PRG							
SH15-323-356730: ORD#4195	101,000.00	152,109.38		22,917.71			129,191.67
SH16-323-369510:	150,000.00	185,911.46					185,911.46
MOLOKAI ATHLETIC COMPLEX							
SH16-323-369511:	400,000.00	400,000.00				399,980.00	20.00
BRIDGE INSPECTN NBIS(062)							
DOT15-325-356710: #STP-BR-NBIS(06 2)		359,167.16	234,290.00	119,029.50		5,080.50	767.16
	<b>48,526,313.00</b>	<b>48,728,826.03</b>	<b>27,055,900.36</b>	<b>4,833,388.50</b>	<b>2,479,759.75</b>	<b>10,285,250.27</b>	<b>4,074,527.15</b>
<b>TOTAL Roads</b>	<b>165,438,929.24</b>	<b>162,186,761.16</b>	<b>86,930,454.26</b>	<b>13,000,761.54</b>	<b>6,503,548.64</b>	<b>30,581,341.15</b>	<b>25,170,655.57</b>

**County of Maui**  
**Capital Improvement Projects Report (Excluding Department of Water Supply)**  
**As of 3/31/2017**

<b>13-908 Solid Waste Facilities</b>	<b>Original Appropriation</b>	<b>Alloted To Date</b>	<b>Expenditure Prior Years</b>	<b>Expenditure Current Year</b>	<b>Amount Lapsed</b>	<b>Encumbrance</b>	<b>Allotment Balance</b>
<b>Hana Community Plan Area</b>							
HANA LF MAKAI BERM WASTE							
SW15-305-356477: Lapse 12/31/15	750,000.00	750,000.00	165,182.15	85,624.71		499,193.14	
SW16-305-367166: Lapse 12/31/16	250,000.00	250,000.00	3,000.00		16.26	246,983.74	
GO17-373-378208: Lapse 12/31/17	2,000,000.00	827,697.05				827,697.05	
	<b>3,000,000.00</b>	<b>1,827,697.05</b>	<b>168,182.15</b>	<b>85,624.71</b>	<b>16.26</b>	<b>1,573,873.93</b>	<b>0.00</b>
<b>Makawao-Pukalani-Kula Community Plan Area</b>							
MAKANI CLOSED LF REMEDIATIN							
SW16-305-367167: Lapse 12/31/16	300,000.00	300,000.00	37,881.22	259,326.64		2,792.14	
<b>Wailuku-Kahului Community Plan Area</b>							
LEACHATE COLL/RECOV/EDS UPGRD							
SW17-305-378316: Lapse 12/31/17	80,000.00	80,000.00					80,000.00
CENTRAL MAUI LF PH VI-A							
GO17-373-356213: Lapse 12/31/15 ORD#4095	233,745.00	230,945.00	190,272.80	40,630.00		42.20	
GO17-373-378214: Lapse 12/31/17	2,500,000.00						
SH/LN-341-378314: Lapse 12/31/17	2,500,000.00	2,500,000.00		511,545.29		1,191,078.71	797,376.00
SW17-305-378315: Lapse 12/31/17	80,000.00	80,000.00					80,000.00
WAIKAPU CLOSED LF REMEDIATIN							
SW16-305-367168: Lapse 12/31/16	300,000.00	300,000.00	76,920.00	132,284.13		90,795.87	
C MAUI LANDFILL IMPRVMT							
SW15-305-356478: Lapse 12/31/15	1,050,000.00	1,050,000.00	941,416.23	55,050.00	29,450.77	24,083.00	
	<b>6,743,745.00</b>	<b>4,240,945.00</b>	<b>1,208,609.03</b>	<b>739,509.42</b>	<b>29,450.77</b>	<b>1,305,999.78</b>	<b>957,376.00</b>
<b>West Maui Community Plan Area</b>							
OLOWALU CLOSED LF REMEDIATIN							
SW16-305-367169: Lapse 12/31/16	300,000.00	300,000.00	70,519.24	16,739.89		212,740.87	
<b>Molokai Community Plan Area</b>							
MOLOKAI LDFILL CELL#4 CONSTRUC							
GO17-373-345278: Lapse 12/31/14 ORD#4095	216,002.01	120,411.71	57,180.00	63,231.71			
SW17-305-378313: Lapse 12/31/17	160,000.00	160,000.00					160,000.00
KALAMAULA CLOSED LF REMEDIATIN							
SW16-305-367170: Lapse 12/31/16	400,000.00	400,000.00		57,505.46		342,494.54	
	<b>776,002.01</b>	<b>680,411.71</b>	<b>57,180.00</b>	<b>120,737.17</b>	<b>0.00</b>	<b>342,494.54</b>	<b>160,000.00</b>
<b>Countywide</b>							
CW LF PV/WIND TURBINE LIGHT							
SW17-305-378301: Lapse 12/31/17	195,000.00	195,000.00					195,000.00
ENV'TAL COMP SYS DSGN/CTNS							
SW17-305-378302: Lapse 12/31/17	250,000.00	250,000.00		138,688.00		20,232.00	91,080.00
SATELLITE TRFR STN PRELIM							
SW15-305-356479: Lapse 12/31/15	150,000.00	150,000.00	135,000.00			15,000.00	()

**County of Maui**  
**Capital Improvement Projects Report (Excluding Department of Water Supply)**  
**As of 3/31/2017**

<u>13-908 Solid Waste Facilities</u>	Original Appropriation	Alloted To Date	Expenditure Prior Years	Expenditure Current Year	Amount Lapsed	Encumbrance	Allotment Balance
	595,000.00	595,000.00	135,000.00	138,688.00	0.00	35,232.00	286,080.00
<b>TOTAL Solid Waste Facilities</b>	<b>11,714,747.01</b>	<b>7,944,053.76</b>	<b>1,677,371.64</b>	<b>1,360,625.83</b>	<b>29,467.03</b>	<b>3,473,133.26</b>	<b>1,403,456.00</b>

**County of Maui**  
**Capital Improvement Projects Report (Excluding Department of Water Supply)**  
**As of 3/31/2017**

<b>13-909 Wastewater Facilities</b>	<b>Original Appropriation</b>	<b>Alloted To Date</b>	<b>Expenditure Prior Years</b>	<b>Expenditure Current Year</b>	<b>Amount Lapsed</b>	<b>Encumbrance</b>	<b>Allotment Balance</b>
<b>Paia-Haiku Community Plan Area</b>							
KAUNOA SR CTR PROP SEWER SVC GF17-301-378330: Lapse 12/31/17	40,000.00	40,000.00					40,000.00
PAIA WWPS FM REPLACEMENT SH/LN-341-356480: C15005 48 Lapse 12/3	5,100,000.00	5,100,000.00	1,734,737.68		3,365,262.32		
	<b>5,140,000.00</b>	<b>5,140,000.00</b>	<b>1,734,737.68</b>	<b>0.00</b>	<b>3,365,262.32</b>	<b>0.00</b>	<b>40,000.00</b>
<b>Wailuku-Kahului Community Plan Area</b>							
WAI-KAH WW RECL FAC FM SH/LN-341-367179: Lapse 12/31/16	4,841,700.00	4,841,700.00	3,480,186.06	1,113,992.87	247,521.07		
EPA CONSENT DECREE SEWER REHAB WM15-303-356463: Lapse 12/31/15	500,000.00	500,000.00	384,198.52	43,447.00	62.48	72,292.00	
WM16-303-367155: Lapse 12/31/16	750,000.00	750,000.00	94,211.94	14,954.03		640,834.03	
WM17-303-378317: Lapse 12/31/17	1,000,000.00	1,000,000.00					1,000,000.00
HAWAIIAN HOMES FM REPLCMNT SH/LN-341-367171: Lapse 12/31/16	2,240,000.00	2,240,000.00				2,240,000.00	
HOO HUI ANA FM REPLACEMENT WM14-303-345369: Lapse 12/31/14	900,000.00	900,000.00	13,629.57		272,900.00	613,470.43	
MALUHIA BEACH LOTS SWR SYSTEM WM12-303-329007: Lapse 12/31/12	100,000.00	100,000.00	94,666.30	5,333.70			
WAI-KAH WWRF SOLID BLDG RENO SH/LN-341-378318: Lapse 12/31/17	1,000,000.00	1,000,000.00					1,000,000.00
WAIEHU WW PUMP STN MODIFICATIO WM14-303-345371: Lapse 12/31/14	2,000,000.00	2,000,000.00	1,742,960.18	238,402.82	18,637.00		
SH/LN-341-356481: Lapse 12/31/15	1,300,000.00	1,300,000.00		368,034.40	462,590.00	469,375.60	
	<b>14,631,700.00</b>	<b>14,631,700.00</b>	<b>5,809,852.57</b>	<b>1,784,164.82</b>	<b>1,001,710.55</b>	<b>4,035,972.06</b>	<b>2,000,000.00</b>
<b>Kihei-Makena Community Plan Area</b>							
KIHEI FM #16 REPLACEMENT WM14-303-345372: Lapse 12/31/14	500,000.00	500,000.00	301,928.68	177,120.24		20,951.08	
SH/LN-341-367173: Lapse 12/31/16	4,400,000.00	4,400,000.00				4,400,000.00	
SO MAUI RECYCLED WATER WM15-303-356465: Lapse 12/31/15	300,000.00	300,000.00	67,569.19	68,618.50		163,812.31	
SH/LN-341-356482: C15007 17 Lapse 12/3	1,044,000.00	1,044,000.00	1,025,343.78		30.00	18,626.22	
KULANIHAKOI ST RECYCLE WTR LN SH/LN-341-378312: Lapse 12/31/17	1,700,000.00	1,700,000.00					1,700,000.00
SH/LN-341-378407: Lapse 12/31/17	1,010,000.00	1,010,000.00					1,010,000.00
KENOLIO RD/KOKI SEWER REHAB WM17-303-378309: Lapse 12/31/17	50,000.00	50,000.00				50,000.00	
KIHEI WWF RTU UPGRDS WM17-303-378310: Lapse 12/31/17	1,500,000.00	1,500,000.00		13,516.89		1,334,452.39	152,030.72
LILOA DR RECYCLED WATER WM15-303-356464: Lapse 12/31/15	100,000.00	100,000.00	96,527.00	3,473.00			

**County of Maui**  
**Capital Improvement Projects Report (Excluding Department of Water Supply)**  
**As of 3/31/2017**

<b>13-909 Wastewater Facilities</b>	<b>Original Appropriation</b>	<b>Alloted To Date</b>	<b>Expenditure Prior Years</b>	<b>Expenditure Current Year</b>	<b>Amount Lapsed</b>	<b>Encumbrance</b>	<b>Allotment Balance</b>
N KIHEI MAUKA TRNSM SYS WM17-303-378311: Lapse 12/31/17	200,000.00	200,000.00				199,423.75	576.25
	<b>10,804,000.00</b>	<b>10,804,000.00</b>	<b>1,491,368.65</b>	<b>262,728.63</b>	<b>30.00</b>	<b>6,187,265.75</b>	<b>2,862,606.97</b>
<b>West Maui Community Plan Area</b>							
LAHAINA FORCE MAIN#7 REPLCMNT WM12-303-329015: Lapse 12/31/12	50,000.00	50,000.00	46,287.00	3,277.00	436.00		
LAHAINA WW PUMP STATION #2 SH/LN-341-331180: C15005 10 Lapse 12/3	5,000,000.00	5,000,000.00	4,111,824.45	310,645.46	521,897.00	55,633.09	
KAANAPALI RESORT R-1 WATER DIS WM14-303-345374: Lapse 12/31/14	700,000.00	700,000.00	31,360.00			668,640.00	
LAHAINA WWRF ODOR CONTROL WM13-303-331168: Lapse 12/31/13	800,000.00	800,000.00	339,093.26	28,436.17	337,429.00	95,041.57	
WM15-303-356469: Lapse 12/31/15	4,000,000.00	4,000,000.00		1,211,205.12	2,064,733.00	724,061.88	
WEST MAUI RECYCLED WATER PROJ ARRA13-327-331183: C150054-23	3,500,000.00	3,500,000.00	3,205,090.33		131,612.00		163,297.67
WM14-303-345377: Lapse 12/31/14	50,000.00	50,000.00			325.00	49,675.00	
WM16-303-367161: Lapse 12/31/16	1,360,000.00	1,360,000.00			667,434.00	692,566.00	
NAPILI #5&6 FM REPLACEMENTS WM15-303-356470: Lapse 12/31/15	300,000.00	300,000.00	68,752.33	36,417.63		194,830.04	
WM15-303-356471: Lapse 12/31/15	500,000.00	500,000.00	178,964.38	40,977.94	8,000.00	272,057.68	
WM16-303-367158: Lapse 12/31/16	120,000.00	120,000.00		72,338.02		47,661.98	
WM16-303-367159: Lapse 12/31/16	120,000.00	120,000.00				120,000.00	
WM17-303-378321: Lapse 12/31/17	200,000.00	200,000.00				200,000.00	
WM17-303-378322: Lapse 12/31/17	200,000.00	200,000.00				200,000.00	
WM17-303-378323: Lapse 12/31/17	3,200,000.00	3,200,000.00					3,200,000.00
WM17-303-378408: Lapse 12/31/17	110,000.00	110,000.00					110,000.00
SHERATON WW LIFT MODI WM16-303-367160: Lapse 12/31/16	80,000.00	80,000.00		14,508.00		65,492.00	
SH/LN-341-378325: Lapse 12/31/17	1,000,000.00	1,000,000.00					1,000,000.00
LAHAINA WWRF MODFCTN STAGE 1A GO08-367-369201: Lapse 12/31/06	1,000,000.00	1,000,000.00	850,419.00	41,410.00		108,171.00	
WM15-303-356468: Lapse 12/31/15	2,000,000.00	2,000,000.00	1,502,203.00	497,797.00			
SH/LN-341-367174: Lapse 12/31/16	12,500,000.00	12,500,000.00				12,500,000.00	
WM17-303-378320: Lapse 12/31/17	150,000.00	150,000.00					150,000.00
SH/LN-341-378324: Lapse 12/31/17	12,500,000.00	12,500,000.00				12,500,000.00	
LAHAINA WWPS #3 MODI WM16-303-367157: Lapse 12/31/16	1,600,000.00	1,600,000.00				1,600,000.00	
LAHAINA FORCE MAIN #4 REPLCMN WM13-303-331166: Lapse 12/31/13	1,000,000.00	1,000,000.00	634,794.03		229,050.00	136,155.97	
EPA CONSENT DECREE SEWER REHAB WM16-303-367156: Lapse 12/31/16	1,000,000.00	1,000,000.00		202,419.72		797,580.28	
	<b>53,040,000.00</b>	<b>53,040,000.00</b>	<b>10,968,787.78</b>	<b>2,459,432.06</b>	<b>3,960,916.00</b>	<b>31,027,566.49</b>	<b>4,623,297.67</b>

**County of Maui**  
**Capital Improvement Projects Report (Excluding Department of Water Supply)**  
**As of 3/31/2017**

<b>13-909 Wastewater Facilities</b>	<b>Original Appropriation</b>	<b>Alloted To Date</b>	<b>Expenditure Prior Years</b>	<b>Expenditure Current Year</b>	<b>Amount Lapsed</b>	<b>Encumbrance</b>	<b>Allotment Balance</b>
<b>Countywide</b>							
CW SATELLITE RECYCLED WTR FAC WM17-303-378C05: Lapse 12/31/17	200,000.00	200,000.00					200,000.00
CW WW SYSTEMS MODIFICATIONS WM17-303-378C06: Lapse 12/31/17	500,000.00	500,000.00		12,824.85		391,905.68	95,269.47
CW EPA WW RECLAMATION FACILITY WM13-303-331171: Lapse 12/31/13	2,200,000.00	2,200,000.00	2,035,689.22	4,335.46		159,975.32	
CW PUMP STATION RENOVATIONS WM11-303-319010: Lapse 12/31/11	1,000,000.00	1,000,000.00	893,864.11	21,241.89	84,894.00		
CW EPA CONSENT DECREE COMPLIAN WM13-303-331170: Lapse 12/31/13	761,925.00	761,925.00	580,425.64	30,249.91		151,249.45	
WM14-303-345378: Lapse 12/31/14	750,000.00	750,000.00	659,404.29	14,455.71	40,500.00	35,640.00	
WM15-303-356C73: Lapse 12/31/15	1,080,000.00	1,080,000.00	519,454.70	8,377.00	131,256.80	420,911.50	
WM15-303-356C74: Lapse 12/31/15	2,000,000.00	2,000,000.00	1,380,142.18	471,488.92		148,368.90	
WM16-303-367C62: Lapse 12/31/16	500,000.00	500,000.00	8,096.61	355,592.52	598.95	135,711.92	
WM16-303-367C63: Lapse 12/31/16	2,000,000.00	2,000,000.00	345,793.23	385,699.58	1,989.27	1,266,517.92	
WM17-303-378C03: Lapse 12/31/17	500,000.00	500,000.00					500,000.00
WM17-303-378C04: Lapse 12/31/17	1,600,000.00	1,600,000.00				256,930.00	1,343,070.00
CW WWRF CHLORINATN SYS UPGRD SH/LN-341-378C07: Lapse 12/31/17	2,000,000.00	2,000,000.00					2,000,000.00
CW WET WELL REHABILITATION WM11-303-319012: Lapse 12/31/11	1,000,000.00	1,000,000.00	945,275.99	3,381.02	38,933.00	12,409.99	
WM15-303-356C76: Lapse 12/31/15	1,000,000.00	1,000,000.00	267,245.36	45,610.12	87,752.64	599,391.88	
CW SOIL AQUIFER TREATMENT WM16-303-367C64: Lapse 12/31/16	100,000.00	100,000.00				100,000.00	
CW WSTWTR SYSTEM MODIFICATION WM12-303-329023: Lapse 12/31/12	1,000,000.00	1,000,000.00	875,617.09		80,091.91	44,291.00	()
WM13-303-331172: Lapse 12/31/13	1,000,000.00	1,000,000.00	966,793.69	11,423.67	15,672.95	6,109.69	
WM14-303-345380: Lapse 12/31/14	1,000,000.00	1,000,000.00	816,156.36	11,555.27	62,250.06	110,038.31	
WM15-303-356C75: Lapse 12/31/15	1,000,000.00	1,000,000.00	744,460.70	80,167.49	.33	209,470.12	(34,098.64)
WM16-303-367C65: Lapse 12/31/16	500,000.00	500,000.00	24,500.00	29,663.92		445,836.08	
	<b>21,691,925.00</b>	<b>21,691,925.00</b>	<b>11,062,919.17</b>	<b>1,486,067.33</b>	<b>543,939.91</b>	<b>4,494,757.76</b>	<b>4,104,240.83</b>
<b>TOTAL Wastewater Facilities</b>	<b>105,307,625.00</b>	<b>105,307,625.00</b>	<b>31,067,665.85</b>	<b>5,992,392.84</b>	<b>8,871,858.78</b>	<b>45,745,562.06</b>	<b>13,630,145.47</b>

**County of Maui**  
**Capital Improvement Projects Report (Excluding Department of Water Supply)**  
**As of 3/31/2017**

<u>13-909 Wastewater Facilities</u>	<u>Original Appropriation</u>	<u>Alloted To Date</u>	<u>Expenditure Prior Years</u>	<u>Expenditure Current Year</u>	<u>Amount Lapsed</u>	<u>Encumbrance</u>	<u>Allotment Balance</u>
<b>TOTAL CAPITAL PROJECTS FUND</b>	439,540,476.50	383,898,782.31	165,954,389.65	29,772,958.87	25,503,459.67	105,067,827.04	57,600,147.08

