

ALAN M. ARAKAWA
Mayor



DANILO F. AGSALOG
Director

MARK R. WALKER
Deputy Director

COUNTY OF MAUI
DEPARTMENT OF FINANCE
200 S. HIGH STREET
WAILUKU, MAUI, HAWAII 96793

February 14, 2017

Honorable Alan M. Arakawa
Mayor, County of Maui
200 South High Street
Wailuku, Hawaii 96793

For Transmittal to:

Honorable Mike White, Chair
and Members of Maui County Council
200 South High Street
Wailuku, Hawaii 96793

Dear Chair White and Members:

SUBJECT: FINANCE DIRECTOR'S QUARTERLY REPORT AS OF DECEMBER 31, 2016 (FISCAL YEAR 2017 SECOND QUARTER)

In compliance with the Maui County Code 3.08 and the Charter of the County of Maui, Section 8-4.3, I am transmitting one (1) bound copy along with a CD of the Finance Director's Quarterly Report for Fiscal Year (FY) July 1, 2016 to June 30, 2017 as of December 31, 2016 and the Capital Improvement Project as of December 31, 2016.

The reports are also available online on the County of Maui website, under the Department of Finance, Reports & Documents, Finance Director's Quarterly Report, Fiscal Year 2017, 2nd Quarter.

Should you have any questions, please feel free to contact me at x7475.

Sincerely,


A handwritten signature in blue ink, appearing to read "Danilo F. Agsalog", with a long horizontal flourish extending to the right.


DANILO F. AGSALOG
Director of Finance

DFA:ma

Attachments

xc: Patrick K. Wong, Corporation Counsel
Rod Antone, Community Relations and Communications Director





COUNTY OF MAUI

STATE OF HAWAII

FINANCE DIRECTOR'S QUARTERLY REPORT

FISCAL YEAR JULY 1, 2016 TO JUNE 30, 2017
AS OF DECEMBER 31, 2016




TABLE OF CONTENTS

I Graphic Overview:

Revenue - Budget Ordinance by Category	9
Expenditure by Department	10
Countywide Expenditures	12

II Revenue:

A) Budget Ordinance	
General Fund	
-General	15
-Liquor Control	16
Special Revenue Fund - Highway	17
-Wastewater	17
-Bikeway	17
-Solid Waste	18
Debt Service Fund	
-Debt Service	19
Capital Projects Fund	
-Parks Assessment CIP	20
Enterprise Fund	
-Golf Course	21
Utility Enterprise Fund	
-DWS Revenue Fund	22
-DWS Water System Dev.	22
B) Appendices / Other	
Special Revenue Fund	
-County Revolving	25
-Intergovernmental Grant	25
-Sec 8 HUD Housing	26
-Special Assmt Parks	26
-Special Assmt Sewer	26
Capital Projects Fund-	27
Utility Enterprise Fund -	29

C) Grant Revenue Report

-Office of Mayor	33
-Management	38
-Prosecuting Attorney	39
-Finance	41
-Planning	42
-Police	43
-Fire and Public Safety	51
-Civil Defense	53
-Housing and Human Concerns	54
-Parks and Recreation	62
-Public Works	63
-Transportation	64
-Environmental Management	65

III Expenditures:


A) Operations by Activity	69
B) Grant Programs	87
C) Revolving / Special Programs	101

IV Capital Improvement Program by District:

Hana	107
Paia-Haiku	110
Makawao-Pukalani-Kula	112
Wailuku-Kahului	116
Kihei-Makena	124
West Maui	128
Lanai	134
Molokai	135
Countywide	137


V Appendix:

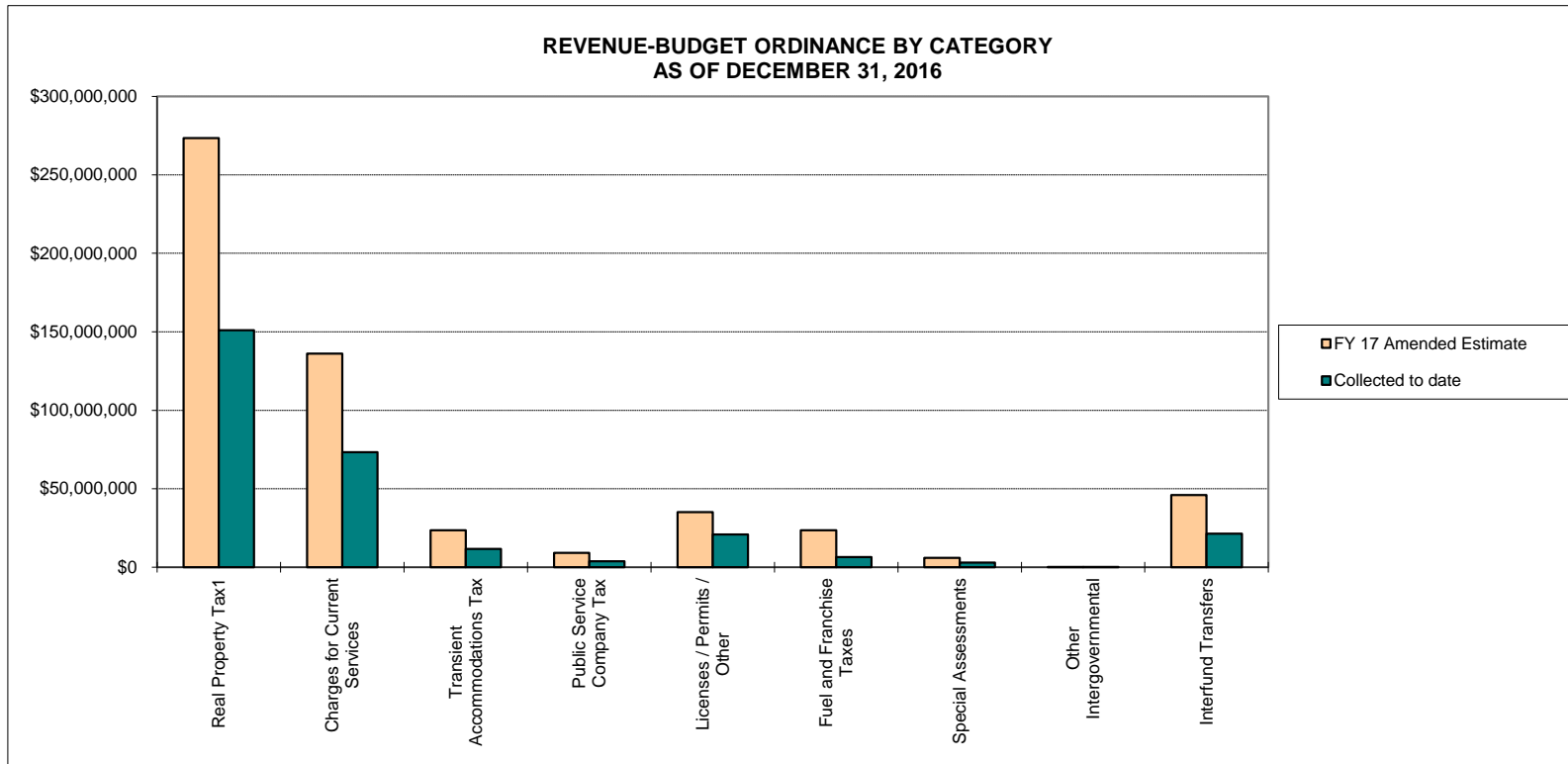
Glossary	158
Fund Descriptions	160



I. Graphic Overview

I. Graphic Overview





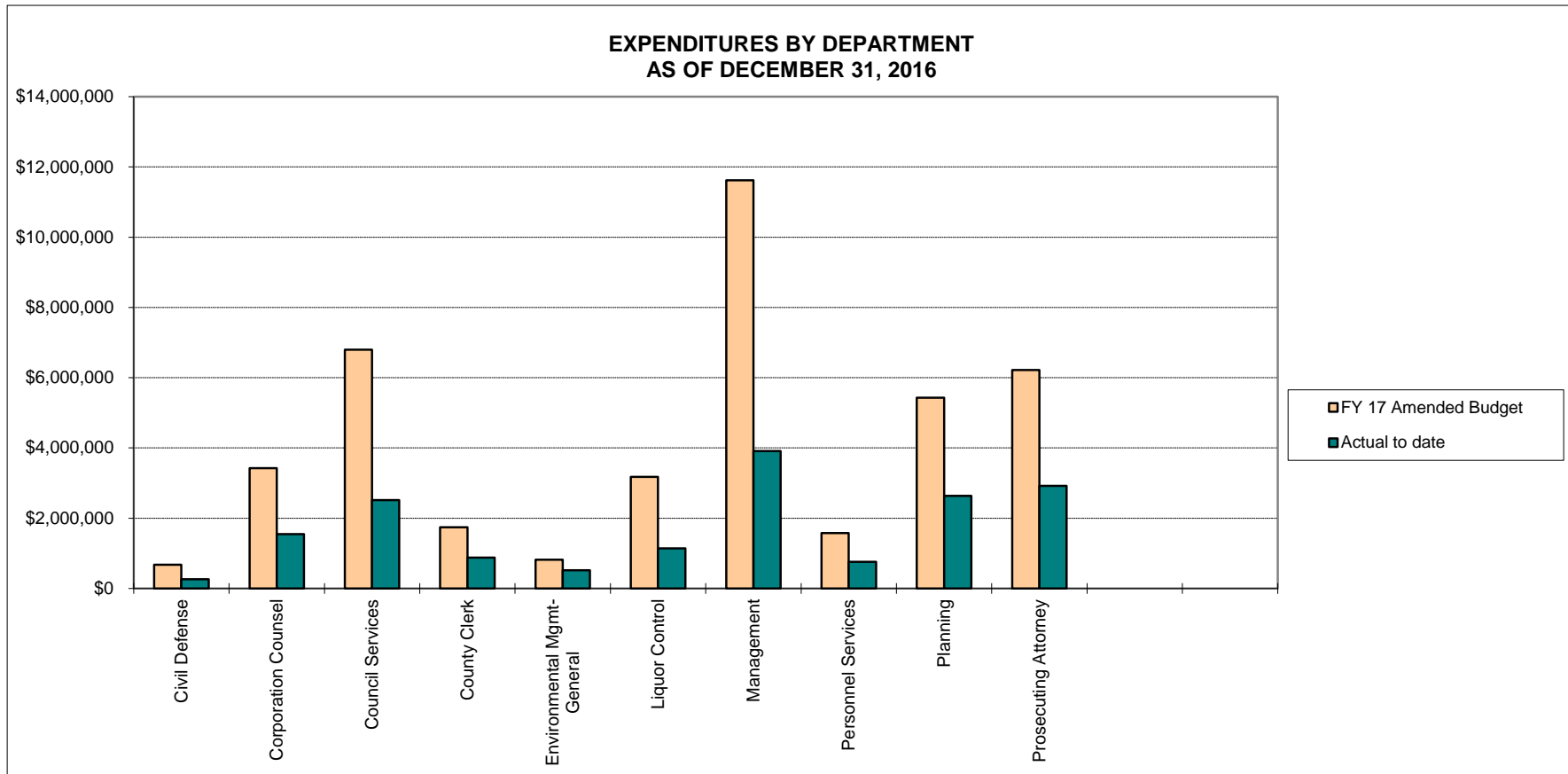
	FY 17 Original Estimate	FY 17 Amended Estimate	Collected to date	Budget (Over)/Under	% Collected	% Over/(Under)* Prorated Estimate
Real Property Tax ¹	273,489,153	273,489,153	151,070,995	122,418,158	55%	5%
Charges for Current Services	135,887,152	136,035,737	73,342,289	62,693,448	54%	4%
Transient Accommodations Tax	23,484,000	23,484,000	11,742,000	11,742,000	50%	0%
Public Service Company Tax	9,100,000	9,100,000	3,744,715	5,355,285	41%	(9%)
Licenses / Permits / Other	35,170,154	35,170,154	20,860,691	14,309,463	59%	9%
Fuel and Franchise Taxes	23,606,500	23,606,500	6,472,705	17,133,795	27%	(23%)
Special Assessments	5,975,000	5,975,000	2,904,676	3,070,324	49%	(1%)
Other Intergovernmental	75,000	75,000	38,644	36,356	52%	2%
Interfund Transfers	46,486,467	45,967,103	21,431,612	24,535,491	47%	(3%)
Total²	553,273,426	552,902,647	291,608,327	261,294,320	53%	3%

NOTES:

¹ Net of circuit breaker adjustment.

² Total does not include carryover/savings, bond/lapsed bond proceeds, and/or State Revolving Fund (SRF) loan.

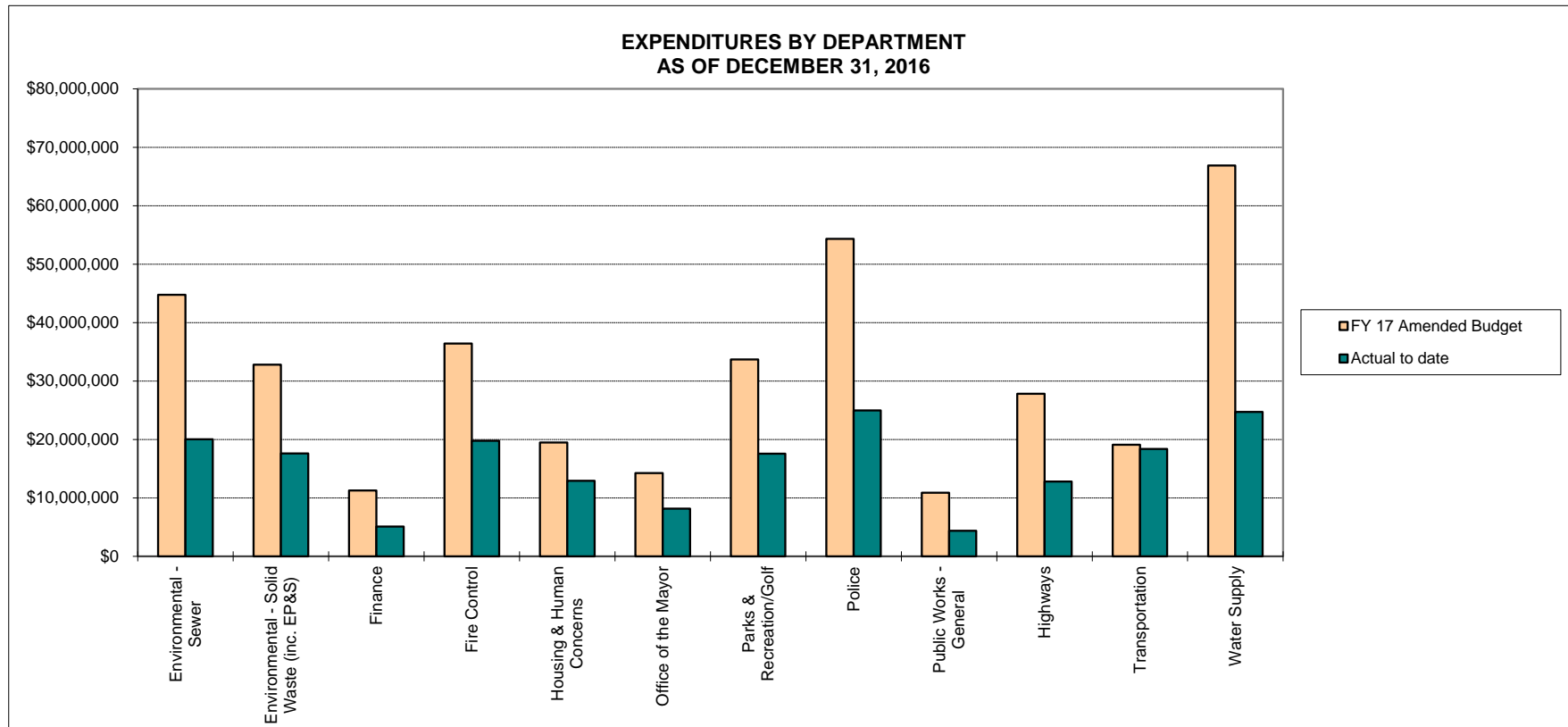
* Prorated Estimate is 50% of Amended Estimate.



Actual includes encumbrances

	FY 17 Original Budget	FY 17 Amended Budget	Actual to date	(Over)/Under	% Used	% (Over)/Under Prorated Budget *
Civil Defense	675,507	675,507	265,963	409,544	39%	11%
Corporation Counsel	3,426,617	3,426,617	1,547,574	1,879,043	45%	5%
Council Services	6,800,936	6,800,936	2,518,218	4,282,718	37%	13%
County Clerk	1,744,443	1,744,443	875,947	868,496	50%	(0%)
Environmental Mgmt-General	821,875	821,875	520,789	301,086	63%	(13%)
Liquor Control	3,179,905	3,179,905	1,144,007	2,035,898	36%	14%
Management	11,618,662	11,618,662	3,910,988	7,707,674	34%	16%
Personnel Services	1,579,802	1,579,802	757,022	822,780	48%	2%
Planning	5,431,130	5,431,130	2,636,923	2,794,207	49%	1%
Prosecuting Attorney	6,221,824	6,221,824	2,925,113	3,296,711	47%	3%

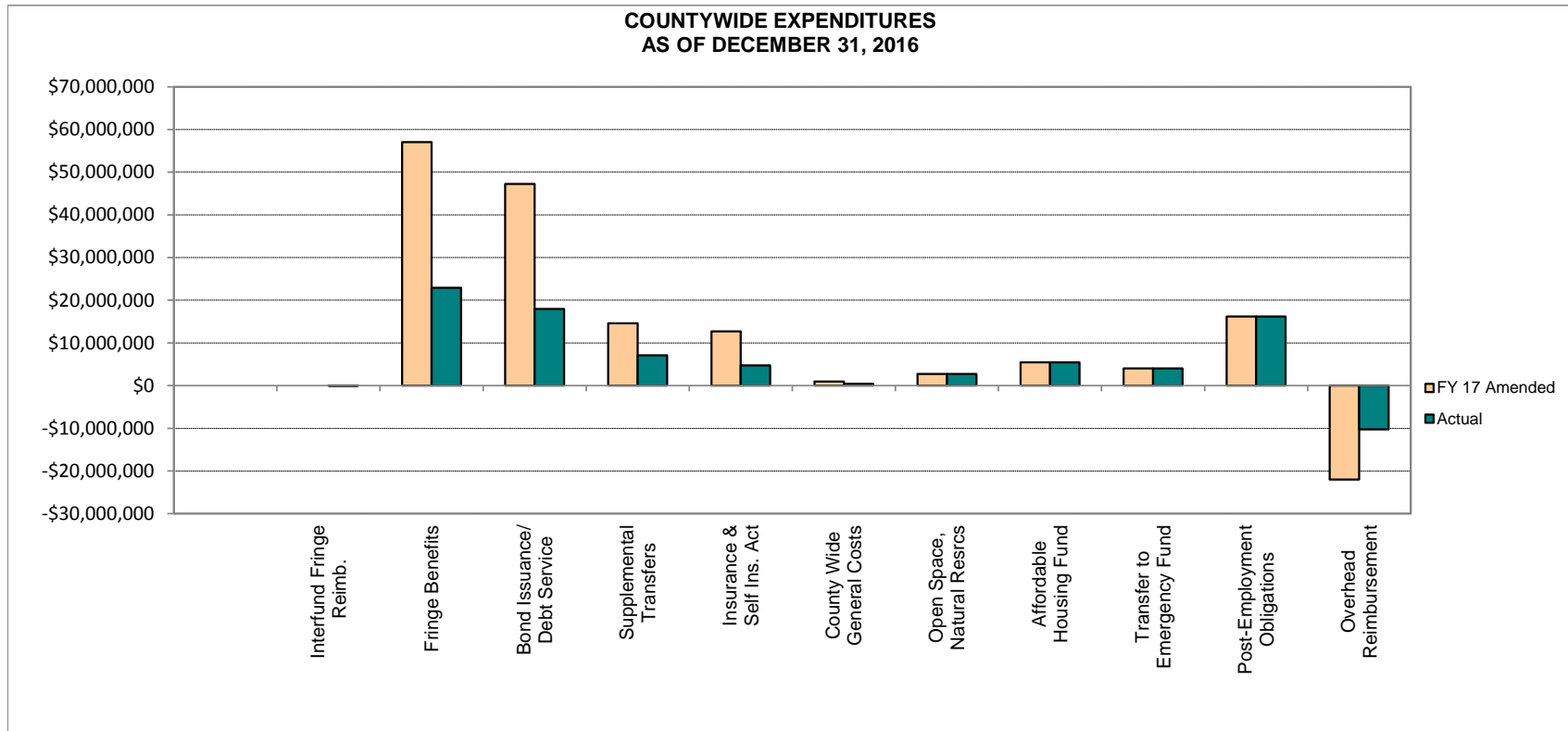
** Prorated Budget is 50% of Amended Budget



Actual includes encumbrances

	FY 17 Original Budget	FY 17 Amended Budget	Actual to date	(Over)/Under	% Used	% (Over)/Under Prorated Budget **
Environmental - Sewer	44,759,400	44,759,400	20,012,600	24,746,800	45%	5%
Environmental - Solid Waste (inc. EP&S)	32,257,651	32,806,236	17,594,613	15,211,623	54%	(4%)
Finance	11,253,744	11,253,744	5,107,020	6,146,724	45%	5%
Fire Control	36,406,362	36,406,362	19,774,803	16,631,559	54%	(4%)
Housing & Human Concerns	19,483,553	19,483,553	12,936,536	6,547,017	66%	(16%)
Office of the Mayor	14,241,808	14,241,808	8,146,553	6,095,255	57%	(7%)
Parks & Recreation/Golf	33,702,963	33,702,963	17,582,550	16,120,413	52%	(2%)
Police	54,313,636	54,313,636	24,964,515	29,349,121	46%	4%
Public Works - General	10,900,516	10,900,516	4,368,717	6,531,799	40%	10%
Highways	27,834,997	27,834,997	12,786,026	15,048,971	46%	4%
Transportation	19,113,846	19,113,846	18,393,107	720,739	96%	(46%)
Water Supply	66,667,503	66,886,503	24,705,706	42,180,797	37%	13%

** Prorated Budget is 50% of Amended Budget




	FY 17 Original Budget	FY 17 Amended Budget*	Actual to date	(Over)/Under	% Used	% (Over)/Under Prorated Budget **
Interfund Fringe Reimb.	-	-	(45,292)	45,292	0%	50%
Fringe Benefits	57,966,744	57,047,410	22,947,536	34,099,874	40%	10%
Bond Issuance/Debt Service	41,053,717	47,239,287	17,977,455	29,261,832	38%	12%
Supplemental Transfers	14,195,395	14,595,395	7,097,698	7,497,697	49%	1%
Insurance & Self Ins. Act	12,700,000	12,700,000	4,734,669	7,965,331	37%	13%
County Wide General Costs	936,126	936,126	429,863	506,263	46%	4%
Open Space, Natural Resrcs	2,734,892	2,734,892	2,734,892	-	100%	(50%)
Affordable Housing Fund	5,469,783	5,469,783	5,469,783	-	100%	(50%)
Transfer to Emergency Fund	4,000,000	4,000,000	4,000,000	-	100%	(50%)
Post-Employment Obligations	16,172,000	16,172,000	16,172,000	-	100%	(50%)
Overhead Reimbursement	(22,043,724)	(22,043,724)	(10,246,100)	(11,797,624)	46%	4%
Total	133,184,933	138,851,169	71,272,504	67,578,665	51%	(1%)

** Prorated Budget is 50% of Amended Budget

II. Revenue

II.A. Budget Ordinance



County of Maui
Statement of Estimated and Actual Revenue
Revenue - Budget Ordinance
Fiscal Year Ending 6/30/2017 - as of 12/31/2016

10	*** GENERAL FUND	Prior	Amended	Year	Budget	
Object		Year	Annual	to Date	(Over)/Under	
* Char	** Subfund	*** Fund	Uncollected	Estimate	Collected	
310			7,659,300	273,489,153	151,070,995	130,077,457
312				9,100,000	3,744,715	5,355,285
31	* Taxes		7,659,300	282,589,153	154,815,710	135,432,742
321				22,000	6,050	15,950
322				3,845,095	1,855,004	1,990,092
323				3,621,001	2,151,206	1,469,795
32	* Licenses and permits		0	7,488,096	4,012,260	3,475,837
330				10,938	38,644	(27,707)
331				7,188		7,188
333				23,484,000	11,742,000	11,742,000
335				50,000		50,000
336				6,875		6,875
33	* Intergovernmental revenues		0	23,559,001	11,780,644	11,778,356
341				300,000	500,456	(200,456)
342				570,999	463,717	107,282
347				400,000	173,656	226,344
34	* Charges for current services		0	1,270,999	1,137,829	133,170
351				1,900,000	1,082,761	817,239
353					4,109	(4,109)
35	* Fines and forfeitures		0	1,900,000	1,086,870	813,130
361				2,000,000	1,338,100	661,900
362				150,000	85,657	64,343
36	* Interest & investment		0	2,150,000	1,423,757	726,243
377				274,625	256,270	18,355
378				760,000	351,351	408,649
37	* Other revenues		0	1,034,625	607,621	427,004

County of Maui
Statement of Estimated and Actual Revenue
Revenue - Budget Ordinance
Fiscal Year Ending 6/30/2017 - as of 12/31/2016

10	*** GENERAL FUND	Prior	Amended	Year	Budget
Object		Year	Annual	to Date	(Over)/Under
* Char ** Subfund *** Fund		Uncollected	Estimate	Collected	
741	Special Revenue Funds		16,056,101	7,753,038	8,303,063
744	Other Governmental Funds		5,381,931	2,513,655	2,868,276
745	Proprietary Funds		4,258,878	191,154	4,067,724
74	* Transfers in	0	25,696,910	10,457,847	15,239,063
Subfund **	General Fund	7,659,300	345,688,784	185,322,538	168,025,545
321	Business licenses and permits		2,382,022	2,368,956	13,065
32	* Licenses and permits	0	2,382,022	2,368,956	13,065
Subfund **	Liquor Control Fund	0	2,382,022	2,368,956	13,065
Fund ***	GENERAL FUND	7,659,300	348,070,806	187,691,494	168,038,610

County of Maui
Statement of Estimated and Actual Revenue
Revenue - Budget Ordinance
Fiscal Year Ending 6/30/2017 - as of 12/31/2016

11	*** SPECIAL REVENUE FUND	Prior	Amended	Year	Budget
Object		Year	Annual	to Date	(Over)/Under
* Char	** Subfund	Uncollected	Estimate	Collected	
*** Fund					
313	Franchise Tax		8,700,000		8,700,000
314	Fuel Tax		14,906,500	6,472,705	8,433,795
31	* Taxes	0	23,606,500	6,472,705	17,133,795
323	Motor vehicle licenses & fees		19,700,000	10,739,843	8,960,157
32	* Licenses and permits	0	19,700,000	10,739,843	8,960,157
343	Public Transit Bus Fare		2,500,000	1,249,670	1,250,330
347	Recreation			300	(300)
34	* Charges for current services	0	2,500,000	1,249,970	1,250,030
378	Miscellaneous program receipts			350	(350)
37	* Other revenues	0	0	350	(350)
740	General Fund		75,000	37,500	37,500
744	Other Governmental Funds		340,000	170,000	170,000
74	* Transfers in	0	415,000	207,500	207,500
Subfund ** Highway Fund		0	46,221,500	18,670,368	27,551,132
322	Other licenses & permit			18,475	(18,475)
32	* Licenses and permits	0	0	18,475	(18,475)
346	Waste management	2,359,625	50,218,456	26,014,415	26,563,665
34	* Charges for current services	2,359,625	50,218,456	26,014,415	26,563,665
378	Miscellaneous program receipts		40,000	28,893	11,107
37	* Other revenues	0	40,000	28,893	11,107
Subfund ** Sewer Fund		2,359,625	50,258,456	26,061,783	26,556,297
323	Motor vehicle licenses & fees		50,000	28,106	21,894
32	* Licenses and permits	0	50,000	28,106	21,894
741	Special Revenue Funds			43,956	(43,956)

County of Maui
Statement of Estimated and Actual Revenue
Revenue - Budget Ordinance
Fiscal Year Ending 6/30/2017 - as of 12/31/2016

11	*** SPECIAL REVENUE FUND	Prior	Amended	Year	Budget
Object		Year	Annual	to Date	(Over)/Under
* Char	** Subfund	Uncollected	Estimate	Collected	
*** Fund					
74	* Transfers in	0	0	43,956	(43,956)
Subfund	** Bikeway Fund	0	50,000	72,062	(22,062)
344	Refuse		8,048,540	6,838,674	1,209,866
345	Landfill Disposal Fee	1,873,480	11,528,345	5,436,474	7,965,350
34	* Charges for current services	1,873,480	19,576,885	12,275,148	9,175,216
378	Miscellaneous program receipts	7,932		23,770	(15,838)
37	* Other revenues	7,932	0	23,770	(15,838)
740	General Fund		11,828,064	5,714,032	6,114,032
741	Special Revenue Funds		2,144,201	1,116,734	1,027,467
74	* Transfers in	0	13,972,265	6,830,766	7,141,499
Subfund	** Solid Waste Fund	1,881,412	33,549,150	19,129,684	16,300,877
Fund	*** SPECIAL REVENUE FUND	4,241,037	130,079,106	63,933,897	70,386,244

County of Maui
Statement of Estimated and Actual Revenue
Revenue - Budget Ordinance
Fiscal Year Ending 6/30/2017 - as of 12/31/2016

12	*** DEBT SERVICE FUND	Prior	Amended	Year	Budget
Object	* Char ** Subfund *** Fund	Year	Annual	to Date	(Over)/Under
		Uncollected	Estimate	Collected	
682	Interest and issuance costs		743,073	743,075	(2)
684	Principal		1,430,184	1,430,185	(1)
68	* Debt service	0	2,173,257	2,173,260	(3)
	Subfund ** Debt Service Fund	0	2,173,257	2,173,260	(3)
Fund	*** DEBT SERVICE FUND	0	2,173,257	2,173,260	(3)

County of Maui
Statement of Estimated and Actual Revenue
Revenue - Budget Ordinance
Fiscal Year Ending 6/30/2017 - as of 12/31/2016

13	*** CAPITAL PROJECTS FUND	Prior	Amended	Year	Budget
Object		Year	Annual	to Date	(Over)/Under
* Char	** Subfund	Uncollected	Estimate	Collected	
*** Fund					
744	Other Governmental Funds		500,000		500,000
74	* Transfers in	0	500,000	0	500,000
Subfund	** Parks Assessments CIP	0	500,000	0	500,000
Fund	*** CAPITAL PROJECTS FUND	0	500,000	0	500,000


County of Maui
 Statement of Estimated and Actual Revenue
 Revenue - Budget Ordinance
 Fiscal Year Ending 6/30/2017 - as of 12/31/2016

15	*** ENTERPRISE FUND	Prior Year Uncollected	Amended Annual Estimate	Year to Date Collected	Budget (Over)/Under
Object	* Char ** Subfund *** Fund				
347	Recreation		700,000	354,020	345,980
34	* Charges for current services	0	700,000	354,020	345,980
362	Rental income		302,412	154,206	148,206
36	* Interest & investment	0	302,412	154,206	148,206
740	General Fund		2,767,331	1,383,666	1,383,665
74	* Transfers in	0	2,767,331	1,383,666	1,383,665
Subfund	** Golf Course Special Fund	0	3,769,743	1,891,892	1,877,851
Fund	*** ENTERPRISE FUND	0	3,769,743	1,891,892	1,877,851

County of Maui
Statement of Estimated and Actual Revenue
Revenue - Budget Ordinance
Fiscal Year Ending 6/30/2017 - as of 12/31/2016

25	*** UTILITY ENTERPRISE FUND	Prior	Amended	Year	Budget
Object		Year	Annual	to Date	(Over)/Under
* Char	** Subfund	Uncollected	Estimate	Collected	
*** Fund					
349	Water Sales		61,837,397	32,255,060	29,582,337
350	Other Revenue		874,340	390,467	483,873
34	* Charges for current services	0	62,711,737	32,645,527	30,066,210
361	Interest on investments		100,000	339,599	(239,599)
36	* Interest & investment	0	100,000	339,599	(239,599)
354	Other Non-Operating Revenue		23,000	2,213	20,787
37	* Other revenues	0	23,000	2,213	20,787
Subfund ** DWS Revenue Fund		0	62,834,737	32,987,339	29,847,398
372	Capital contributions			1,696,228	(1,696,228)
37	* Other revenues	0	0	1,696,228	(1,696,228)
748	Assessment Funds		4,575,000		4,575,000
74	* Transfers in	0	4,575,000	0	4,575,000
Subfund ** DWS Water System Development		0	4,575,000	1,696,228	2,878,772
Fund *** UTILITY ENTERPRISE FUND		0	67,409,737	34,683,567	32,726,170
	Grand Total	11,900,337	552,002,649	290,374,110	273,528,872

II. Revenue



County of Maui
Statement of Estimated and Actual Revenue
Revenue - Appendices/Other
Fiscal Year Ending 6/30/2017 - as of 12/31/2016

11	*** SPECIAL REVENUE FUND	Prior	Amended	Year	Budget
Object		Year	Annual	to Date	(Over)/Under
* Char	** Subfund *** Fund	Uncollected	Estimate	Collected	
321	Business licenses and permits			2,000	(2,000)
322	Other licenses & permit			17,376	(17,376)
324	Ocean Permits			100	(100)
32	* Licenses and permits	0	0	19,476	(19,476)
352	Fines			39,735	(39,735)
35	* Fines and forfeitures	0	0	39,735	(39,735)
361	Interest on investments			1,214	(1,214)
36	* Interest & investment	0	0	1,214	(1,214)
370	Misc income revolving		194,610	1,149,653	(955,043)
371	Operating contributions		121,051	115,758	5,293
378	Miscellaneous program receipts			129,454	(129,454)
37	* Other revenues	0	315,661	1,394,865	(1,079,204)
740	General Fund		12,204,675	12,204,675	
741	Special Revenue Funds		2,978,431	300,000	2,678,431
744	Other Governmental Funds		17,870,213	8,240,430	9,629,783
74	* Transfers in	0	33,053,319	20,745,105	12,308,214
Subfund ** County Revolving Funds		0	33,368,980	22,200,395	11,168,585
330	Federal grants	586,453	2,116,395	918,429	1,784,419
334	State grants	1,567,590	6,919,306	2,647,000	5,839,898
335	Federal grants passed thru the	2,949,770	5,968,425	4,110,038	4,808,156
33	* Intergovernmental revenues	5,103,813	15,004,126	7,675,467	12,432,473
371	Operating contributions	14,800	398,081	200,294	212,587
378	Miscellaneous program receipts			103,284	(103,284)
37	* Other revenues	14,800	398,081	303,578	109,303
741	Special Revenue Funds		552,516	196,063	356,453
74	* Transfers in	0	552,516	196,063	356,453

County of Maui
Statement of Estimated and Actual Revenue
Revenue - Appendices/Other
Fiscal Year Ending 6/30/2017 - as of 12/31/2016

11	*** SPECIAL REVENUE FUND	Prior	Amended	Year	Budget
Object		Year	Annual	to Date	(Over)/Under
* Char	** Subfund	Uncollected	Estimate	Collected	
*** Fund					
Subfund **	Intergovernmental Grant Fund	5,118,613	15,954,723	8,175,108	12,898,229
330	Federal grants		16,957,496	10,756,395	6,201,101
335	Federal grants passed thru the			172,519	(172,519)
33	* Intergovernmental revenues	0	16,957,496	10,928,914	6,028,582
361	Interest on investments			6,699	(6,699)
36	* Interest & investment	0	0	6,699	(6,699)
741	Special Revenue Funds		7,912	12,096	(4,184)
74	* Transfers in	0	7,912	12,096	(4,184)
Subfund **	Sec.8 Hud Housing Assistance	0	16,965,408	10,947,709	6,017,699
380	Assessment revenue		900,000	691,020	208,980
38	* Assessments	0	900,000	691,020	208,980
Subfund **	Special Parks Assessment	0	900,000	691,020	208,980
380	Assessment revenue			517,428	(517,428)
38	* Assessments	0	0	517,428	(517,428)
Subfund **	Special Sewer Assessment Fund	0	0	517,428	(517,428)
Fund ***	SPECIAL REVENUE FUND	5,118,613	67,189,111	42,531,660	29,776,065

County of Maui
Statement of Estimated and Actual Revenue
Revenue - Appendices/Other
Fiscal Year Ending 6/30/2017 - as of 12/31/2016


13	*** CAPITAL PROJECTS FUND	Prior	Amended	Year	Budget
Object	* Char ** Subfund *** Fund	Year	Annual	to Date	(Over)/Under
		Uncollected	Estimate	Collected	
330	Federal grants	8,156			8,156
33	* Intergovernmental revenues	8,156	0	0	8,156
Subfund **	Federal CIP Grants	8,156	0	0	8,156
334	State grants			185,911	(185,911)
33	* Intergovernmental revenues	0	0	185,911	(185,911)
Subfund **	State CIP Grants	0	0	185,911	(185,911)
335	Federal grants passed thru the	1,847,780	3,131,633	1,093,507	3,885,907
33	* Intergovernmental revenues	1,847,780	3,131,633	1,093,507	3,885,907
Subfund **	State CIP Grants - DOT	1,847,780	3,131,633	1,093,507	3,885,907
372	Capital contributions	461,506			461,506
37	* Other revenues	461,506	0	0	461,506
Subfund **	Private CIP Contributions	461,506	0	0	461,506
733	SRF & USDA Loans		20,700,000	4,713,788	15,986,212
72	* Issuance of debt	0	20,700,000	4,713,788	15,986,212
Subfund **	State CIP Loans	0	20,700,000	4,713,788	15,986,212
743	Capital Projects Fund		6,103,000		6,103,000
744	Other Governmental Funds			6,103,000	(6,103,000)
74	* Transfers in	0	6,103,000	6,103,000	0
Subfund **	Lapsed Bond Projects	0	6,103,000	6,103,000	0
361	Interest on investments			1,515	(1,515)
36	* Interest & investment	0	0	1,515	(1,515)
Subfund **	2008 GO Bond Issue	0	0	1,515	(1,515)
361	Interest on investments			1,677	(1,677)

County of Maui
Statement of Estimated and Actual Revenue
Revenue - Appendices/Other
Fiscal Year Ending 6/30/2017 - as of 12/31/2016


13	*** CAPITAL PROJECTS FUND	Prior	Amended	Year	Budget
Object		Year	Annual	to Date	(Over)/Under
* Char	** Subfund	Uncollected	Estimate	Collected	
*** Fund					
36	* Interest & investment	0	0	1,677	(1,677)
Subfund **	2010 B GO Bond Issue tax exmpt	0	0	1,677	(1,677)
361	Interest on investments			4,455	(4,455)
36	* Interest & investment	0	0	4,455	(4,455)
Subfund **	2012 B GO Bond	0	0	4,455	(4,455)
361	Interest on investments			8,131	(8,131)
36	* Interest & investment	0	0	8,131	(8,131)
Subfund **	2014 GO Bond	0	0	8,131	(8,131)
361	Interest on investments			(2,517)	2,517
36	* Interest & investment	0	0	(2,517)	2,517
Subfund **	2015 GO Bond	0	0	(2,517)	2,517
730	General Obligation Bonds		29,526,000		29,526,000
72	* Issuance of debt	0	29,526,000	0	29,526,000
Subfund **	2017 Proposed GO Bond	0	29,526,000	0	29,526,000
Fund	*** CAPITAL PROJECTS FUND	<u>2,317,442</u>	<u>59,460,633</u>	<u>12,109,467</u>	<u>49,668,609</u>

County of Maui
Statement of Estimated and Actual Revenue
Revenue - Appendices/Other
Fiscal Year Ending 6/30/2017 - as of 12/31/2016

25	*** UTILITY ENTERPRISE FUND	Prior	Amended	Year	Budget
Object	* Char ** Subfund *** Fund	Year	Annual	to Date	(Over)/Under
		Uncollected	Estimate	Collected	
330	Federal grants			1,107,861	(1,107,861)
33	* Intergovernmental revenues	0	0	1,107,861	(1,107,861)
Subfund **	DWS STATE GRANTS	0	0	1,107,861	(1,107,861)
330	Federal grants			2,586,867	(2,586,867)
33	* Intergovernmental revenues	0	0	2,586,867	(2,586,867)
733	SRF & USDA Loans		14,500,000	4,108,283	10,391,717
72	* Issuance of debt	0	14,500,000	4,108,283	10,391,717
Subfund **	DWS SRF	0	14,500,000	6,695,150	7,804,850
745	Proprietary Funds		1,440,718		1,440,718
74	* Transfers in	0	1,440,718	0	1,440,718
Subfund **	DWS County Fund	0	1,440,718	0	1,440,718
361	Interest on investments			2,071	(2,071)
36	* Interest & investment	0	0	2,071	(2,071)
Subfund **	DWS 2007 GO Bond Fund	0	0	2,071	(2,071)
361	Interest on investments			364	(364)
36	* Interest & investment	0	0	364	(364)
Subfund **	DWS 2009-10-11 GO BOND FUND	0	0	364	(364)
Fund ***	UTILITY ENTERPRISE FUND	0	15,940,718	7,805,446	8,135,272
	Grand Total	7,436,055	142,590,462	62,446,573	87,579,946



II. Revenue



County of Maui

Grant Revenues & Expenditures Quarterly Report - by Index and Fiscal Year as of 12/31/2016

Office of the Mayor

Index	Index Title	FY	Beginning Fund Balance	Revenue	Expenditures	Transfers In	Transfers Out	Ending Fund Balance
106186	ENERGY EFFNCY/CONSVTN BLCK GRT	2016	(34,891.68)		34,891.68			0.00
				0.00	34,891.68	0.00	0.00	
116030	CDBG PROGRAM ADMIN FY2011	2016	1,521.50					1,521.50
116030	CDBG PROGRAM ADMIN FY2011	2017	1,521.50					1,521.50
				0.00	0.00	0.00	0.00	
116032	THE MAUI FARM REHABILITATION	2016		(21,404.55)	21,404.55			0.00
				(21,404.55)	21,404.55	0.00	0.00	
116203	EASTER SEALS MAUI PHASE II	2016	19,744.00	(19,744.00)				0.00
				(19,744.00)	0.00	0.00	0.00	
116215	ARRA09 ST ENERGY SCTR TRNG GRT	2016	(3,222.39)					(3,222.39)
116215	ARRA09 ST ENERGY SCTR TRNG GRT	2017	(3,222.39)					(3,222.39)
				0.00	0.00	0.00	0.00	
126010	LCHC INFRASTRUCTURE 13-4	2016		(737.71)	737.71			0.00
				(737.71)	737.71	0.00	0.00	
126035	MOLOKAI TANKER- REPRG	2016		(25,320.44)	25,320.44			0.00
				(25,320.44)	25,320.44	0.00	0.00	
126198	MOLOKAI YOUTH OPPORTUNITY-DOL	2016	630.00		(630.00)			0.00
				0.00	(630.00)	0.00	0.00	
126201	WRKFRCE INVST ACT PY11-ADMIN	2016	2,255.13					2,255.13
126201	WRKFRCE INVST ACT PY11-ADMIN	2017	2,255.13					2,255.13
				0.00	0.00	0.00	0.00	
126202	WRKFRCE INVST PY11 DSLCTD WRKR	2016	3,052.10					3,052.10
126202	WRKFRCE INVST PY11 DSLCTD WRKR	2017	3,052.10					3,052.10
				0.00	0.00	0.00	0.00	
136005	LCHC INFRASTRUCTURE 13-4	2016		(370,818.29)	370,818.29			0.00
				(370,818.29)	370,818.29	0.00	0.00	
136105	MAUI FOOD BANK REHAB	2016		(8,965.99)	8,965.99			0.00
				(8,965.99)	8,965.99	0.00	0.00	
136106	THE MAUI FARM REHABILITATION	2016		(30,292.83)	30,292.83			0.00
				(30,292.83)	30,292.83	0.00	0.00	
136187	HAWAII ST COMM/STATUS WOMEN	2016	(649.32)					(649.32)
136187	HAWAII ST COMM/STATUS WOMEN	2017	(649.32)					(649.32)
				0.00	0.00	0.00	0.00	
136199	WIA YOUTH PROGRAM - PY2012	2016	(334.42)					(334.42)
136199	WIA YOUTH PROGRAM - PY2012	2017	(334.42)					(334.42)

Office of the Mayor

Grant Revenues & Expenditures Quarterly Report - by Index and Fiscal Year as of 12/31/2016

Index	Index Title	FY	Beginning Fund Balance	Revenue	Expenditures	Transfers In	Transfers Out	Ending Fund Balance
				0.00	0.00	0.00	0.00	
136200	WIA ADULT PROGRAM - PY2012	2016	(1,172.17)					(1,172.17)
136200	WIA ADULT PROGRAM - PY2012	2017	(1,172.17)					(1,172.17)
				0.00	0.00	0.00	0.00	
136201	WIA ADMINISTRATIVE PY2012	2016	(7,805.09)					(7,805.09)
136201	WIA ADMINISTRATIVE PY2012	2017	(7,805.09)					(7,805.09)
				0.00	0.00	0.00	0.00	
136202	WIA DISLOCATED WORKER PY2012	2016	(4,013.96)					(4,013.96)
136202	WIA DISLOCATED WORKER PY2012	2017	(4,013.96)					(4,013.96)
				0.00	0.00	0.00	0.00	
136203	EASTER SEALS MAUI PHASE II	2016	20,256.00	(20,256.00)				0.00
				(20,256.00)	0.00	0.00	0.00	
146301	WKFORCE INVESTMENT ACT ADMIN	2016	3,087.74	(3,400.94)	3,054.21			2,741.01
146301	WKFORCE INVESTMENT ACT ADMIN	2017	2,741.01					2,741.01
				(3,400.94)	3,054.21	0.00	0.00	
146302	WKFORCE INVESTMENT ACT DWP	2016	112,484.45	(111,301.33)	(1,198.91)			(15.79)
146302	WKFORCE INVESTMENT ACT DWP	2017	(15.79)					(15.79)
				(111,301.33)	(1,198.91)	0.00	0.00	
146303	WKFORCE INVESTMENT ACT ADULT	2016	112,952.44	(113,792.35)	(1,604.79)			(2,444.70)
146303	WKFORCE INVESTMENT ACT ADULT	2017	(2,444.70)					(2,444.70)
				(113,792.35)	(1,604.79)	0.00	0.00	
146304	WKFORCE INVESTMENT ACT YOUTH	2016	(11,420.87)	(6,487.87)	10,634.63			(7,274.11)
146304	WKFORCE INVESTMENT ACT YOUTH	2017	(7,274.11)					(7,274.11)
				(6,487.87)	10,634.63	0.00	0.00	
146305	HTA PRODUCT ENRICHMENT CY14	2016	(12.56)		12.56			0.00
146305	HTA PRODUCT ENRICHMENT CY14	2017	(12.56)					(12.56)
				0.00	12.56	0.00	0.00	
146342	HANA LANDFILL WATER TRUCK	2016	2,218.80	(2,218.80)				0.00
				(2,218.80)	0.00	0.00	0.00	
146343	WOMEN HELPING WOMEN DOM VIOLEN	2016		(7,738.11)	7,738.11			0.00
				(7,738.11)	7,738.11	0.00	0.00	
146345	LANAI COMM HEALTH CTR INFRAS	2016		(313,871.81)	313,871.81			0.00
				(313,871.81)	313,871.81	0.00	0.00	
146346	CDBG PROGRAM ADMIN FY2014	2016	2,213.47	(25,644.68)	23,431.21			(0.00)
				(25,644.68)	23,431.21	0.00	0.00	

Back to Top

County of Maui

Grant Revenues & Expenditures Quarterly Report - by Index and Fiscal Year as of 12/31/2016

Office of the Mayor

Index	Index Title	FY	Beginning Fund Balance	Revenue	Expenditures	Transfers In	Transfers Out	Ending Fund Balance
146347	KHAKO RENEWAL PRJ PH-1	2016		(1,205.63)	64,190.63			62,985.00
146347	KHAKO RENEWAL PRJ PH-1	2017	62,985.00		16,910.00			79,895.00
				<u>(1,205.63)</u>	<u>81,100.63</u>	<u>0.00</u>	<u>0.00</u>	
146348	MAUI FOOD BANK REHAB	2016		(41,034.01)	41,034.01			0.00
				<u>(41,034.01)</u>	<u>41,034.01</u>	<u>0.00</u>	<u>0.00</u>	
156187	HAWAII ST COMM/STATUS WOMEN	2016	(2,021.60)		1,790.88			(230.72)
156187	HAWAII ST COMM/STATUS WOMEN	2017	(230.72)					(230.72)
				<u>0.00</u>	<u>1,790.88</u>	<u>0.00</u>	<u>0.00</u>	
156198	MOLOKAI YOUTH OPPRTUNITY 05DOL	2016	(630.00)		630.00			0.00
				<u>0.00</u>	<u>630.00</u>	<u>0.00</u>	<u>0.00</u>	
156301	WKFORCE INVEST'T ACT ADMIN	2016	31,614.59	(69,106.80)	31,160.63			(6,331.58)
156301	WKFORCE INVEST'T ACT ADMIN	2017	(6,331.58)					(6,331.58)
				<u>(69,106.80)</u>	<u>31,160.63</u>	<u>0.00</u>	<u>0.00</u>	
156302	WKFORCE INVESTMENT ACT DWP	2016	121,096.22	(137,814.26)	39,099.22			22,381.18
156302	WKFORCE INVESTMENT ACT DWP	2017	22,381.18					22,381.18
				<u>(137,814.26)</u>	<u>39,099.22</u>	<u>0.00</u>	<u>0.00</u>	
156303	THE MAUI FARM REHABILITATION	2016		(125,724.64)	125,724.64			0.00
				<u>(125,724.64)</u>	<u>125,724.64</u>	<u>0.00</u>	<u>0.00</u>	
156304	MAUI FOOD BANK REHAB	2016	2,937.31	(403,022.64)	400,085.33			0.00
				<u>(403,022.64)</u>	<u>400,085.33</u>	<u>0.00</u>	<u>0.00</u>	
156305	WKFORCE INVESTM'T ACT ADULT	2016	116,644.33	(178,985.99)	91,626.46			29,284.80
156305	WKFORCE INVESTM'T ACT ADULT	2017	29,284.80					29,284.80
				<u>(178,985.99)</u>	<u>91,626.46</u>	<u>0.00</u>	<u>0.00</u>	
156306	WKFORCE INVESTMENT ACT YOUTH	2016	103,376.05	(226,592.46)	121,877.58			(1,338.83)
156306	WKFORCE INVESTMENT ACT YOUTH	2017	(1,338.83)					(1,338.83)
				<u>(226,592.46)</u>	<u>121,877.58</u>	<u>0.00</u>	<u>0.00</u>	
156308	HTA PRODUCT ENRICHMENT CY14	2016	(147,990.88)	(150,000.00)	196,034.63			(101,956.25)
156308	HTA PRODUCT ENRICHMENT CY14	2017	(110,071.25)		47,099.63			(62,971.62)
				<u>(150,000.00)</u>	<u>243,134.26</u>	<u>0.00</u>	<u>0.00</u>	
156341	MOLOKAI TANKER	2016		(328,929.56)	675,000.00			346,070.44
156341	MOLOKAI TANKER	2017	346,070.44					346,070.44
				<u>(328,929.56)</u>	<u>675,000.00</u>	<u>0.00</u>	<u>0.00</u>	
156346	CDBG PROGRAM ADMIN FY15	2016	34,617.75	(54,117.01)	19,644.76			145.50
156346	CDBG PROGRAM ADMIN FY15	2017	145.50					145.50
				<u>(54,117.01)</u>	<u>19,644.76</u>	<u>0.00</u>	<u>0.00</u>	
166122	COQUI FROG ERADCTN ACT51 SLH04	2016	99,996.23		(80,000.00)			19,996.23

Office of the Mayor

Grant Revenues & Expenditures Quarterly Report - by Index and Fiscal Year as of 12/31/2016

Index	Index Title	FY	Beginning Fund Balance	Revenue	Expenditures	Transfers In	Transfers Out	Ending Fund Balance
166122	COQUI FROG ERADCTN ACT51 SLH04	2017	19,996.23		(19,996.23)			0.00
				0.00	(99,996.23)	0.00	0.00	
166123	DLNR M'LAEA HARBOR SEWAGE P/O	2016	30,000.00					30,000.00
166123	DLNR M'LAEA HARBOR SEWAGE P/O	2017	30,000.00					30,000.00
				0.00	0.00	0.00	0.00	
166124	NOAA/HIHWNMS-MAALAEA HARBOR SW	2016	10,000.00					10,000.00
166124	NOAA/HIHWNMS-MAALAEA HARBOR SW	2017	10,000.00					10,000.00
				0.00	0.00	0.00	0.00	
166785	HAWAII ST COMM/STATUS WOMEN	2016		(3,421.88)	1,260.64			(2,161.24)
166785	HAWAII ST COMM/STATUS WOMEN	2017	(2,161.24)					(2,161.24)
				(3,421.88)	1,260.64	0.00	0.00	
166810	WKFORCE INNOVATN OPPORTUNITY	2016			22,721.97			22,721.97
166810	WKFORCE INNOVATN OPPORTUNITY	2017	22,721.97					22,721.97
				0.00	22,721.97	0.00	0.00	
166815	CDBG PROGRAM ADMIN FY16	2016		(265,493.23)	293,775.88			28,282.65
166815	CDBG PROGRAM ADMIN FY16	2017	27,958.37		380.43			28,338.80
				(265,493.23)	294,156.31	0.00	0.00	
166816	HTA PRODUCT ENRICHMENT CY16	2016		(250,000.00)	96,427.61			(153,572.39)
166816	HTA PRODUCT ENRICHMENT CY16	2017	(153,572.39)		42,999.63			(110,572.76)
				(250,000.00)	139,427.24	0.00	0.00	
166817	WIOA ADULT&DISLOCATED WORKER	2016			23,795.53			23,795.53
166817	WIOA ADULT&DISLOCATED WORKER	2017	23,795.53		47,000.00			70,795.53
				0.00	70,795.53	0.00	0.00	
166818	WIOA ADMIN PY2015	2016		(17,883.59)	55,875.58			37,991.99
166818	WIOA ADMIN PY2015	2017	37,746.49		6,603.00			44,349.49
				(17,883.59)	62,478.58	0.00	0.00	
166819	INNOVATE HAWAII	2016		(10,000.00)				(10,000.00)
166819	INNOVATE HAWAII	2017			10,000.00			10,000.00
				(10,000.00)	10,000.00	0.00	0.00	
176062	HOUSING REHAB LOAN PROJECT INC	2016	(13,196.45)					(13,196.45)
176062	HOUSING REHAB LOAN PROJECT INC	2017	(13,196.45)					(13,196.45)
				0.00	0.00	0.00	0.00	
176815	CDBG PROGRAM ADMIN FY17	2017			27,090.08			27,090.08
				0.00	27,090.08	0.00	0.00	
196010	MOLOKAI TANKER - REPRG	2016			8,179.56			8,179.56
196010	MOLOKAI TANKER - REPRG	2017	8,179.56					8,179.56

Back to Top

County of Maui

Office of the Mayor

Grant Revenues & Expenditures Quarterly Report - by Index and Fiscal Year as of 12/31/2016

Index	Index Title	FY	Beginning Fund Balance	Revenue	Expenditures	Transfers In	Transfers Out	Ending Fund Balance
				0.00	8,179.56	0.00	0.00	
196020	PROJECT IMPACT BDRC FEMA	2016	13,279.05					13,279.05
196020	PROJECT IMPACT BDRC FEMA	2017	13,279.05					13,279.05
				0.00	0.00	0.00	0.00	
196037	STORMS 12/4-7/07 FEMA#1743DRHI	2016	(172,041.35)					(172,041.35)
196037	STORMS 12/4-7/07 FEMA#1743DRHI	2017	(172,041.35)					(172,041.35)
				0.00	0.00	0.00	0.00	
Grand Total				(3,345,327.40)	3,255,762.40	0.00	0.00	

Grant Revenues & Expenditures Quarterly Report - by Index and Fiscal Year as of 12/31/2016

Management	Index	Index Title	FY	Beginning Fund Balance	Revenue	Expenditures	Transfers In	Transfers Out	Ending Fund Balance
	106055	ENERGY EMERGENCY PLANNING	2016	(4,575.09)		4,575.09			0.00
					0.00	4,575.09	0.00	0.00	
	136801	DELL ONLINE SELF-DISPATCH PRG	2016	(27,277.71)	(210.00)				(27,487.71)
	136801	DELL ONLINE SELF-DISPATCH PRG	2017	(27,487.71)	(130.00)				(27,617.71)
					(340.00)	0.00	0.00	0.00	
	166802	HI INTEGRATED JUSTICE IS PRG	2016			27,840.00			27,840.00
	166802	HI INTEGRATED JUSTICE IS PRG	2017	27,840.00					27,840.00
					0.00	27,840.00	0.00	0.00	
	Grand Total				(340.00)	32,415.09	0.00	0.00	

Back to Top

County of Maui

Grant Revenues & Expenditures Quarterly Report - by Index and Fiscal Year as of 12/31/2016

Index	Index Title	FY	Beginning Fund Balance	Revenue	Expenditures	Transfers In	Transfers Out	Ending Fund Balance
106138	FOOD STAMP PRG PROSECUTIONS	2016		(283.17)	283.17			0.00
				(283.17)	283.17	0.00	0.00	
126462	PROS ATTY ASSET FORFTRES ST12	2016	3,508.40	(3,508.40)	0.00	0.00	0.00	0.00
				(3,508.40)	0.00	0.00	0.00	
136174	DEFENDANT/WITNESS TRIAL PRG	2016	287.24	0.00	(287.24)	0.00	0.00	0.00
				0.00	(287.24)	0.00	0.00	
146601	DEFENDANT/WITNESS TRIAL PRG	2016	(610.00)	0.00	610.00	0.00	0.00	0.00
				0.00	610.00	0.00	0.00	
146602	VICTIM/WITNESS ASSISTANCE PRG	2016	(696.74)	0.00	696.74	0.00	0.00	0.00
				0.00	696.74	0.00	0.00	
146607	CRIMINAL JUSTICE INFO SYSTEM	2016	19,651.02	(44,389.00)	24,737.98	0.00	0.00	0.00
				(44,389.00)	24,737.98	0.00	0.00	
156601	DEFENDANT/WITNESS TRIAL PRG	2016	17,868.80	(23,459.97)	5,591.17	0.00	0.00	(0.00)
				(23,459.97)	5,591.17	0.00	0.00	
156602	VICTIM/WITNESS ASSISTANCE PRG	2016	10,618.86	(28,648.00)	18,029.14	0.00	0.00	0.00
				(28,648.00)	18,029.14	0.00	0.00	
156603	CAREER CRIMINAL PROGRAM	2016	(7,217.83)	0.00	7,217.83	0.00	0.00	0.00
				0.00	7,217.83	0.00	0.00	
156608	E BYRNE MEMORIAL JAG FY15	2016			9,572.44			9,572.44
156608	E BYRNE MEMORIAL JAG FY15	2017	9,572.44	0.00	9,572.44	0.00	0.00	9,572.44
				0.00	9,572.44	0.00	0.00	
156609	SPCL NEEDS ADVOCACY PRG	2016	78,291.31	(95,252.00)	16,960.69	0.00	0.00	(0.00)
				(95,252.00)	16,960.69	0.00	0.00	
156610	ASSET FORFEITURES PROGRAM	2016	(60,892.70)	60,892.70	0.00	0.00	0.00	0.00
				60,892.70	0.00	0.00	0.00	
156611	MAUI PROSECUTORS TRAFFIC REC	2016	4,847.80	(4,847.80)	0.00	0.00	0.00	0.00
				(4,847.80)	0.00	0.00	0.00	
156620	E BYRNE/PROS OF DRUG CRIMES	2016	8,541.67	(125,501.00)	140,075.33			23,116.00
156620	E BYRNE/PROS OF DRUG CRIMES	2017	23,116.00					23,116.00
				(125,501.00)	140,075.33	0.00	0.00	
156622	DOMESTIC VIOLENCE INVESTIGATIO	2016	39,418.51	(51,289.00)	11,870.49	0.00	0.00	0.00
				(51,289.00)	11,870.49	0.00	0.00	
156623	HIGHWAY SAFETY GRANT	2016	12,441.54	(19,082.72)	6,067.32			(573.86)
156623	HIGHWAY SAFETY GRANT	2017	(573.86)					(573.86)
				(19,082.72)	6,067.32	0.00	0.00	

Grant Revenues & Expenditures Quarterly Report - by Index and Fiscal Year as of 12/31/2016

Index	Index Title	FY	Beginning Fund Balance	Revenue	Expenditures	Transfers In	Transfers Out	Ending Fund Balance
156625	JUSTICE REINVEST INITIATIVE	2016	(9,571.13)	9,571.13				0.00
156625	JUSTICE REINVEST INITIATIVE	2017	(118.48)					(118.48)
				<u>9,571.13</u>	<u>0.00</u>	<u>0.00</u>	<u>0.00</u>	
166835	SPCL NEEDS ADVOCACY PRG	2016		(247,183.00)	307,532.53			60,349.53
166835	SPCL NEEDS ADVOCACY PRG	2017	60,126.03	(6,176.00)	9,137.00			63,087.03
				<u>(253,359.00)</u>	<u>316,669.53</u>	<u>0.00</u>	<u>0.00</u>	
166836	ASSET FORFEITURES PROGRAM	2016		(20,565.14)	60,051.95			39,486.81
166836	ASSET FORFEITURES PROGRAM	2017	36,407.86		915.42			37,323.28
				<u>(20,565.14)</u>	<u>60,967.37</u>	<u>0.00</u>	<u>0.00</u>	
166871	VICTIM/WITNESS ASSISTANCE PRG	2016		(14,594.00)	51,509.34			36,915.34
166871	VICTIM/WITNESS ASSISTANCE PRG	2017	28,532.84		4,359.84			32,892.68
				<u>(14,594.00)</u>	<u>55,869.18</u>	<u>0.00</u>	<u>0.00</u>	
166872	CAREER CRIMINAL PROGRAM	2016		(130,262.00)	130,262.00			0.00
				<u>(130,262.00)</u>	<u>130,262.00</u>	<u>0.00</u>	<u>0.00</u>	
166873	DEFENDANT/WITNESS TRIAL PRG	2016		(21,581.21)	90,632.43			69,051.22
166873	DEFENDANT/WITNESS TRIAL PRG	2017	63,376.72	(10,515.37)	(27,951.86)			24,909.49
				<u>(32,096.58)</u>	<u>62,680.57</u>	<u>0.00</u>	<u>0.00</u>	
166875	HIGHWAY SAFETY/IMPAIRED DRVG	2016			7,505.79			7,505.79
166875	HIGHWAY SAFETY/IMPAIRED DRVG	2017	5,389.09		7,029.24			12,418.33
				<u>0.00</u>	<u>14,535.03</u>	<u>0.00</u>	<u>0.00</u>	
166876	HIGHWAY SAFETY/TRAFFIC RECORDS	2016			4,507.85			4,507.85
166876	HIGHWAY SAFETY/TRAFFIC RECORDS	2017	4,507.85		2,103.27			6,611.12
				<u>0.00</u>	<u>6,611.12</u>	<u>0.00</u>	<u>0.00</u>	
166877	SOH GRANT-IN-AID	2016			32,958.68			32,958.68
166877	SOH GRANT-IN-AID	2017	29,815.59		53,060.87			82,876.46
				<u>0.00</u>	<u>86,019.55</u>	<u>0.00</u>	<u>0.00</u>	
176872	CAREER CRIMINAL PROGRAM	2017			9,298.68			9,298.68
				<u>0.00</u>	<u>9,298.68</u>	<u>0.00</u>	<u>0.00</u>	
176879	DOMESTIC VIOLENCE INVESTIGATIO	2017			14,912.93			14,912.93
				<u>0.00</u>	<u>14,912.93</u>	<u>0.00</u>	<u>0.00</u>	
196071	VICTIM WITNESS BOOKS	2016	(7,280.00)		(7,465.39)			(14,745.39)
196071	VICTIM WITNESS BOOKS	2017	(14,745.39)					(14,745.39)
				<u>0.00</u>	<u>(7,465.39)</u>	<u>0.00</u>	<u>0.00</u>	
Grand Total				(776,673.95)	991,785.63	0.00	0.00	

County of Maui

Grant Revenues & Expenditures Quarterly Report - by Index and Fiscal Year as of 12/31/2016

Finance								
Index	Index Title	FY	Beginning Fund Balance	Revenue	Expenditures	Transfers In	Transfers Out	Ending Fund Balance
166725	COMML DRIVER'S LICENSE FY16	2016		(458,147.20)	458,147.20			(0.00)
				<u>(458,147.20)</u>	<u>458,147.20</u>	<u>0.00</u>	<u>0.00</u>	
166726	PERIODIC MTR VEH INSPTN FY16	2016		(453,167.35)	453,167.35			0.00
				<u>(453,167.35)</u>	<u>453,167.35</u>	<u>0.00</u>	<u>0.00</u>	
166727	STATE IDENTIFICATION PROGRAM	2016		(225,882.58)	225,882.58			0.00
				<u>(225,882.58)</u>	<u>225,882.58</u>	<u>0.00</u>	<u>0.00</u>	
166728	STATE MOTOR VEH REGISTRATION	2016		(301,233.42)	301,233.42			0.00
				<u>(301,233.42)</u>	<u>301,233.42</u>	<u>0.00</u>	<u>0.00</u>	
176725	COMML DRIVER'S LICENSE FY17	2017		(54,626.58)	55,384.57			757.99
				<u>(54,626.58)</u>	<u>55,384.57</u>	<u>0.00</u>	<u>0.00</u>	
176726	PERIODIC MTR VEH INSPTN FY17	2017		(51,037.37)	51,037.37			(0.00)
				<u>(51,037.37)</u>	<u>51,037.37</u>	<u>0.00</u>	<u>0.00</u>	
176727	STATE IDENTIFICATION PROGRAM	2017		(22,718.16)	22,718.16			0.00
				<u>(22,718.16)</u>	<u>22,718.16</u>	<u>0.00</u>	<u>0.00</u>	
176728	STATE MOTOR VEH REGISTRATION	2017			35,350.41			35,350.41
				<u>0.00</u>	<u>35,350.41</u>	<u>0.00</u>	<u>0.00</u>	
Grand Total				(1,566,812.66)	1,602,921.06	0.00	0.00	

Planning

Grant Revenues & Expenditures Quarterly Report - by Index and Fiscal Year as of 12/31/2016

Index	Index Title	FY	Beginning Fund Balance	Revenue	Expenditures	Transfers In	Transfers Out	Ending Fund Balance
116204	PRIVATE DONATION-PLNNG-HUTAFF	2016	(51.74)		51.74			0.00
116204	PRIVATE DONATION-PLNNG-HUTAFF	2017	(51.74)					(51.74)
				<u>0.00</u>	<u>51.74</u>	<u>0.00</u>	<u>0.00</u>	
146901	COASTAL ZONE MANAGEMENT PRG	2016	(206,776.77)		206,776.77			0.00
				<u>0.00</u>	<u>206,776.77</u>	<u>0.00</u>	<u>0.00</u>	
146905	UH SEA GRANT COLLEGE PROGRAM	2016	(2,356.42)		2,356.42			0.00
				<u>0.00</u>	<u>2,356.42</u>	<u>0.00</u>	<u>0.00</u>	
156800	COASTAL ZONE MANAGEMENT FY15	2016	179,312.79	(339,286.41)	159,973.62			0.00
				<u>(339,286.41)</u>	<u>159,973.62</u>	<u>0.00</u>	<u>0.00</u>	
156802	CERTIFIED LOCAL GOVT PRG	2016	(8,677.02)					(8,677.02)
156802	CERTIFIED LOCAL GOVT PRG	2017	(8,677.02)					(8,677.02)
				<u>0.00</u>	<u>0.00</u>	<u>0.00</u>	<u>0.00</u>	
166801	COASTAL ZONE MANAGEMENT FY16	2016			194,616.43			194,616.43
166801	COASTAL ZONE MANAGEMENT FY16	2017	194,616.43		8,658.00			203,274.43
				<u>0.00</u>	<u>203,274.43</u>	<u>0.00</u>	<u>0.00</u>	
176801	COASTAL ZONE MANAGEMENT FY17	2017			10,276.35			10,276.35
				<u>0.00</u>	<u>10,276.35</u>	<u>0.00</u>	<u>0.00</u>	
Grand Total				(339,286.41)	582,709.33	0.00	0.00	

Back to Top

County of Maui

Grant Revenues & Expenditures Quarterly Report - by Index and Fiscal Year as of 12/31/2016

Police	Grant Revenues & Expenditures Quarterly Report - by Index and Fiscal Year as of 12/31/2016							
Index	Index Title	FY	Beginning Fund Balance	Revenue	Expenditures	Transfers In	Transfers Out	Ending Fund Balance
106521	G.R.E.A.T ATC000110	2016	304.39	0.00	(304.39)	0.00	0.00	0.00
106806	D.A.R.E. (DOE)FY10 MOA DO413#5	2016	479.33	0.00	(479.33)	0.00	0.00	0.00
116333	JUVENILE ACCT INCENTIVE DHS01	2016	658.84	0.00	(658.84)	0.00	0.00	0.00
116333	JUVENILE ACCT INCENTIVE DHS01	2017	658.84	0.00	(658.84)	0.00	0.00	658.84
116355	MAUI CHILD PASSENGER SAFTEY	2016	(541.18)	0.00	541.18	0.00	0.00	0.00
116500	COPS TECHNOLOGY GRANT USDJUSTC	2016	(462.69)	0.00	462.69	0.00	0.00	0.00
116510	BULLETPROOF VEST GRNT USDJUSTC	2016	(13,085.32)	0.00	13,085.32	0.00	0.00	0.00
116705	YOUTH GANG DHS-2000-OYS-8048	2016	194.79	0.00	(194.79)	0.00	0.00	0.00
116904	SAFE & DRUG FREE SCHLS #2 DHS	2016	(252.05)	0.00	252.05	0.00	0.00	0.00
126300	LLE BLOCK GRANT 2001-LB-BX1458	2016	132.23	0.00	(132.23)	0.00	0.00	0.00
126300	LLE BLOCK GRANT 2001-LB-BX1458	2017	132.23	0.00	(132.23)	0.00	0.00	132.23
126331	MPD ROADBLOCK PROGRA-AL02-02	2016	322.12	0.00	(322.12)	0.00	0.00	0.00
126333	JUV ACT/INC BG DHS-2-OYS-1160A	2016	(7,482.95)	0.00	7,482.95	0.00	0.00	0.00
126335	JUV ACT/INC BG DHS-2-OYS-1160B	2016	(579.95)	0.00	579.95	0.00	0.00	0.00
126340	PROHIBITING ALCOHOL SALES TO M	2016	99.31	0.00	0.00	0.00	0.00	99.31
126340	PROHIBITING ALCOHOL SALES TO M	2017	99.31	0.00	0.00	0.00	0.00	99.31
126344	MAUI SAFECOMM SPEED SC02-06(03)	2016	(1,176.53)	0.00	1,176.53	0.00	0.00	0.00
126355	KEIKI INJURY PRTCTN CLTN/02-05	2016	2,383.19	0.00	(2,383.19)	0.00	0.00	0.00
126356	MAUI SEAT BELT ENFCT OP02-05	2016	11,869.64	0.00	(11,869.64)	0.00	0.00	0.00

Grant Revenues & Expenditures Quarterly Report - by Index and Fiscal Year as of 12/31/2016

Index	Index Title	FY	Beginning Fund Balance	Revenue	Expenditures	Transfers In	Transfers Out	Ending Fund Balance
126365	FED EQT/SHARING FORFEITURE POL	2016	(863.82)					(863.82)
126365	FED EQT/SHARING FORFEITURE POL	2017	(863.82)					(863.82)
				0.00	0.00	0.00	0.00	
126399	911 EMERGENCY MEDICAL FY02	2016	(1,200.00)		1,200.00			0.00
				0.00	1,200.00	0.00	0.00	
126430	CLANDSTINE LAB RSPNSE TMO0DB18	2016	275.72		(275.72)			0.00
				0.00	(275.72)	0.00	0.00	
126501	COPS IN SCHOOL AWARD	2016	(38,462.46)		38,462.46			0.00
				0.00	38,462.46	0.00	0.00	
126505	S/W MARIJUANA ERAD #01-DB-4	2016	829.73		(829.73)			0.00
				0.00	(829.73)	0.00	0.00	
126550	MARIJUANA ERADICATION DEA 2002	2016	(1,034.82)					(1,034.82)
126550	MARIJUANA ERADICATION DEA 2002	2017	(1,034.82)					(1,034.82)
				0.00	0.00	0.00	0.00	
126901	SW NARCOTICS TASK FORCE 01DB11	2016	6,500.00		(6,500.00)			0.00
				0.00	(6,500.00)	0.00	0.00	
126903	SAFE/DRUG FREE SCHOOLS #3 DHS	2016	4,291.33		(4,291.33)			0.00
				0.00	(4,291.33)	0.00	0.00	
126905	D.A.R.E. PRGRM(DOE) 02 #18475	2016	1,338.75		(1,338.75)			0.00
				0.00	(1,338.75)	0.00	0.00	
126908	TRAINING GRANTS-SOH VARIOUS	2016	10,018.45		(1,154.95)			8,863.50
126908	TRAINING GRANTS-SOH VARIOUS	2017	8,863.50					8,863.50
				0.00	(1,154.95)	0.00	0.00	
136301	STATE E911 WIRELESS COMMISSIO	2016	(10,562.57)		2,466.66			(8,095.91)
136301	STATE E911 WIRELESS COMMISSIO	2017	(8,095.91)					(8,095.91)
				0.00	2,466.66	0.00	0.00	
136302	VAWA/DOMESTIC VIOLENCE OUTREAC	2016	3,220.11	(24,000.00)	24,573.89			3,794.00
136302	VAWA/DOMESTIC VIOLENCE OUTREAC	2017	(670.20)	(3,794.00)				(4,464.20)
				(27,794.00)	24,573.89	0.00	0.00	
136303	HIGH INTENSITY DRUG TRAFFICKIN	2016	(3,000.00)	3,000.00				0.00
				3,000.00	0.00	0.00	0.00	
136330	DOH-ADAD TOBACCO SALES-MINORS	2016	(1,015.70)		1,015.70			0.00
				0.00	1,015.70	0.00	0.00	
136333	JUV ACT/INCNTV B/G PROJ#P.O.I.	2016	(6,678.32)		6,678.32			0.00
				0.00	6,678.32	0.00	0.00	

Back to Top

County of Maui

Grant Revenues & Expenditures Quarterly Report - by Index and Fiscal Year as of 12/31/2016

Index	Index Title	FY	Beginning Fund Balance	Revenue	Expenditures	Transfers In	Transfers Out	Ending Fund Balance
136335	J/ACT/INCNTV/BG PROJ#COMP STRA	2016	(2,226.75)		2,226.75			0.00
				0.00	2,226.75	0.00	0.00	
136344	MAUI SAFE COMM SPEED	2016	(3,525.53)		3,525.53			0.00
				0.00	3,525.53	0.00	0.00	
136356	MPD SEATBELT PRGRM-OPO3-05(01M	2016	(32,203.19)		32,203.19			0.00
				0.00	32,203.19	0.00	0.00	
136365	FED EQT/SHARING FORFEITURE POL	2016	(134.78)					(134.78)
136365	FED EQT/SHARING FORFEITURE POL	2017	(134.78)					(134.78)
				0.00	0.00	0.00	0.00	
136399	911 EMS FY03LOG#98-320 MOD#5	2016	67,631.31		(67,631.31)			0.00
				0.00	(67,631.31)	0.00	0.00	
136902	TRAINING GRANTS FY2013	2016	(3,273.35)					(3,273.35)
136902	TRAINING GRANTS FY2013	2017	(3,273.35)					(3,273.35)
				0.00	0.00	0.00	0.00	
136910	HI INTRAGENCY MOBLE POLICE 02	2016	(2,506.82)					(2,506.82)
136910	HI INTRAGENCY MOBLE POLICE 02	2017	(2,506.82)					(2,506.82)
				0.00	0.00	0.00	0.00	
146026	TRAINING GRANTS FY2014	2016	(216.13)					(216.13)
146026	TRAINING GRANTS FY2014	2017	(216.13)					(216.13)
				0.00	0.00	0.00	0.00	
146030	STATE E911 WIRELESS COMMISSION	2016	(650.22)	712.20	(61.98)			0.00
				712.20	(61.98)	0.00	0.00	
146042	MPD CHILD RESTRAINT PROJECT	2016	84.50		(84.50)			0.00
				0.00	(84.50)	0.00	0.00	
146045	VIOLENCE AGAINST WOMEN ACT	2016	15,366.11	(25,000.00)	10,750.15			1,116.26
146045	VIOLENCE AGAINST WOMEN ACT	2017	1,116.26		1,593.00			2,709.26
				(25,000.00)	12,343.15	0.00	0.00	
146046	JUVENILE ACCT INCENTIVE BLCK	2016	7,851.45	(8,136.30)	284.85			0.00
				(8,136.30)	284.85	0.00	0.00	
146047	SW MARIJUANA ERADICATION	2016	1,656.87	(43,727.00)	42,070.13			0.00
				(43,727.00)	42,070.13	0.00	0.00	
146053	E BYRNE/EPIC AWARENESS	2016	1,430.61	(90,944.08)	89,513.47			0.00
				(90,944.08)	89,513.47	0.00	0.00	
146365	POLICE FORFEITURES	2016	(9,175.25)					(9,175.25)
146365	POLICE FORFEITURES	2017	(9,175.25)					(9,175.25)

Grant Revenues & Expenditures Quarterly Report - by Index and Fiscal Year as of 12/31/2016

Police	Grant Revenues & Expenditures Quarterly Report - by Index and Fiscal Year as of 12/31/2016							
Index	Index Title	FY	Beginning Fund Balance	Revenue	Expenditures	Transfers In	Transfers Out	Ending Fund Balance
				0.00	0.00	0.00	0.00	
146400	911 EMS DOH 04 LOG#04-337	2016	22,572.34		(22,572.34)			0.00
				0.00	(22,572.34)	0.00	0.00	
146502	ANALYTICAL EQUIP & INFO MGT SY	2016	4,813.63		(4,813.63)			0.00
				0.00	(4,813.63)	0.00	0.00	
146550	MARIJUANA ERADCTN DEA 2003-51	2016	(6,254.17)		322.43			(5,931.74)
146550	MARIJUANA ERADCTN DEA 2003-51	2017	(5,931.74)					(5,931.74)
				0.00	322.43	0.00	0.00	
146553	DOMESTIC CANNABIS DEA 2004-53	2016	(13,771.67)	12,939.15	832.52			0.00
				12,939.15	832.52	0.00	0.00	
156024	TRAINING GRANTS FY2015	2016	10,263.52		(4,184.58)			6,078.94
156024	TRAINING GRANTS FY2015	2017	6,078.94					6,078.94
				0.00	(4,184.58)	0.00	0.00	
156030	STATE E911 WIRELESS COMMISSION	2016	525,238.50	(498,495.20)	283.19			27,026.49
156030	STATE E911 WIRELESS COMMISSION	2017	27,026.49					27,026.49
				(498,495.20)	283.19	0.00	0.00	
156031	911 EMERGENCY MEDICAL SVC	2016	75,922.91	(91,007.41)	15,084.50			0.00
				(91,007.41)	15,084.50	0.00	0.00	
156033	MPD TRAFFIC SERVICES	2016	33,897.68	(37,104.52)	3,206.84			0.00
				(37,104.52)	3,206.84	0.00	0.00	
156035	PROHIBIT TOBACCO SALES TO M	2016		(8,921.91)	10,676.39			1,754.48
156035	PROHIBIT TOBACCO SALES TO M	2017	1,754.48	(1,754.48)				0.00
				(10,676.39)	10,676.39	0.00	0.00	
156037	FFY15 MPD SEAT BELT PROGRAM	2016	11,158.76	(23,931.08)	12,772.32			(0.00)
				(23,931.08)	12,772.32	0.00	0.00	
156038	FFY15 SPEED ENFORCEMENT	2016	23,980.24	(43,009.95)	19,029.71			0.00
				(43,009.95)	19,029.71	0.00	0.00	
156039	FFY15 MPD TRAFFIC DATA RECORDS	2016	10,712.13	(29,412.38)	18,700.25			0.00
				(29,412.38)	18,700.25	0.00	0.00	
156040	DISTRACTED DRIVING ENFORCEMENT	2016		(2,049.41)	2,049.41			0.00
				(2,049.41)	2,049.41	0.00	0.00	
156044	MPD ROADBLOCK PROGRAM	2016	80,528.09	(203,039.80)	122,511.71			0.00
				(203,039.80)	122,511.71	0.00	0.00	
156046	KALO PROGRAM	2016	22,836.64	(22,962.36)	125.72			(0.00)
				(22,962.36)	125.72	0.00	0.00	

Back to Top

County of Maui

Grant Revenues & Expenditures Quarterly Report - by Index and Fiscal Year as of 12/31/2016

Police	Index	Index Title	FY	Beginning Fund Balance	Revenue	Expenditures	Transfers In	Transfers Out	Ending Fund Balance
	156051	DOMESTIC CANNABIS DEA	2016	(88,362.18)		88,362.18			0.00
					0.00	88,362.18	0.00	0.00	
	156053	HAWAII NARCOTICS TASK FORCE	2016	5,389.96	(19,510.00)	14,120.04			(0.00)
					(19,510.00)	14,120.04	0.00	0.00	
	156054	HIGH INTENSITY DRUG TRAFFICKIN	2016	33,018.78	(164,110.00)	131,091.22			(0.00)
					(164,110.00)	131,091.22	0.00	0.00	
	156056	MPD CHILD RESTRAINT PROJ	2016	6,724.89	(14,899.11)	8,174.22			0.00
					(14,899.11)	8,174.22	0.00	0.00	
	156058	JUVENILE ACCT INCENTIVE BLCK	2016	4,492.24	(60,248.67)	70,770.76			15,014.33
	156058	JUVENILE ACCT INCENTIVE BLCK	2017	15,014.33	(15,014.33)				0.00
					(75,263.00)	70,770.76	0.00	0.00	
	156333	JUV/ACT/BG POI DHS-05-OYS-2153	2016	(4,956.25)		4,956.25			0.00
					0.00	4,956.25	0.00	0.00	
	156522	G.R.E.A.T. ATF 2004-JV-FX-0133	2016	(109.70)		109.70			0.00
					0.00	109.70	0.00	0.00	
	156553	DOMESTIC CANNABIS DEA 2005-60	2016	(3,882.55)					(3,882.55)
	156553	DOMESTIC CANNABIS DEA 2005-60	2017	(3,882.55)					(3,882.55)
					0.00	0.00	0.00	0.00	
	156910	HI INTERAGNCY MOBILE POLICE03	2016	(4,278.78)					(4,278.78)
	156910	HI INTERAGNCY MOBILE POLICE03	2017	(4,278.78)					(4,278.78)
					0.00	0.00	0.00	0.00	
	166365	FEDERAL POLICE FORFEITURES	2016	(1,621.35)					(1,621.35)
	166365	FEDERAL POLICE FORFEITURES	2017	(1,621.35)					(1,621.35)
					0.00	0.00	0.00	0.00	
	166508	SW MARIJUANA ERADCTN TASK FRCE	2016	(23,893.00)		23,893.00			0.00
					0.00	23,893.00	0.00	0.00	
	166509	POLICE AGAINST STREET SALES06	2016	(422.68)					(422.68)
	166509	POLICE AGAINST STREET SALES06	2017	(422.68)					(422.68)
					0.00	0.00	0.00	0.00	
	166830	STATE E911 WIRELESS COMMISSION	2016		(666,988.34)	782,335.46			115,347.12
	166830	STATE E911 WIRELESS COMMISSION	2017	112,999.34	(42,695.86)	14,765.97			85,069.45
					(709,684.20)	797,101.43	0.00	0.00	
	166831	TRAINING GRANTS FY2016	2016			22,561.37			22,561.37
	166831	TRAINING GRANTS FY2016	2017	21,596.72		2,190.68			23,787.40
					0.00	24,752.05	0.00	0.00	

Grant Revenues & Expenditures Quarterly Report - by Index and Fiscal Year as of 12/31/2016

Police	Index Title	FY	Beginning Fund Balance	Revenue	Expenditures	Transfers In	Transfers Out	Ending Fund Balance
166832	911 EMS DISPATCH COMMUNICATION	2016		(308,018.02)	354,514.44			46,496.42
166832	911 EMS DISPATCH COMMUNICATION	2017	46,496.42	(31,256.59)	15,175.30			30,415.13
				(339,274.61)	369,689.74	0.00	0.00	
166833	DOMESTIC VIOLENCE:STRANGULATIO	2016		(13,000.00)	18,896.22			5,896.22
166833	DOMESTIC VIOLENCE:STRANGULATIO	2017	5,896.22	(3,000.00)	996.71			3,892.93
				(16,000.00)	19,892.93	0.00	0.00	
166834	KALO PROGRAM	2016		(78,721.79)	88,562.40			9,840.61
166834	KALO PROGRAM	2017	9,840.61	(9,113.67)	437.60			1,164.54
				(87,835.46)	89,000.00	0.00	0.00	
166837	MPD TRAFFIC SERVICES	2016		(2,509.93)	40,278.48			37,768.55
166837	MPD TRAFFIC SERVICES	2017	37,669.96					37,669.96
				(2,509.93)	40,278.48	0.00	0.00	
166838	MPD TRAFFIC DATA RECORDS	2016		(11,724.31)	209,736.68			198,012.37
166838	MPD TRAFFIC DATA RECORDS	2017	196,347.57		5,575.59			201,923.16
				(11,724.31)	215,312.27	0.00	0.00	
166839	MPD SPEED ENFORCEMENT	2016		(11,831.47)	76,959.37			65,127.90
166839	MPD SPEED ENFORCEMENT	2017	43,829.06					43,829.06
				(11,831.47)	76,959.37	0.00	0.00	
166840	MPD ROADBLOCK PROGRAM	2016		(68,928.00)	206,644.20			137,716.20
166840	MPD ROADBLOCK PROGRAM	2017	48,798.84		19,719.71			68,518.55
				(68,928.00)	226,363.91	0.00	0.00	
166841	DISTRACTED DRIVING ENFORCEMENT	2016		(550.41)	43,866.64			43,316.23
166841	DISTRACTED DRIVING ENFORCEMENT	2017	21,728.74					21,728.74
				(550.41)	43,866.64	0.00	0.00	
166842	HAWAII NARCOTICS TASK FORCE	2016		(22,848.00)	22,848.00			0.00
				(22,848.00)	22,848.00	0.00	0.00	
166843	MPD SEAT BELT PROGRAM	2016		(2,758.02)	25,872.25			23,114.23
166843	MPD SEAT BELT PROGRAM	2017	12,476.64					12,476.64
				(2,758.02)	25,872.25	0.00	0.00	
166844	HIGH INTENSITY DRUG TRAFFICKIN	2016		(137,822.84)	151,785.22			13,962.38
166844	HIGH INTENSITY DRUG TRAFFICKIN	2017	13,713.49		541.40			14,254.89
				(137,822.84)	152,326.62	0.00	0.00	
166845	MPD CHILD RESTRAINT PRG	2016		(3,126.80)	13,348.20			10,221.40
166845	MPD CHILD RESTRAINT PRG	2017	11,213.46		4,060.00			15,273.46
				(3,126.80)	17,408.20	0.00	0.00	
166847	HAWAII NARCOTICS TASK FORCE	2016			5,232.48			5,232.48

Back to Top

County of Maui

Grant Revenues & Expenditures Quarterly Report - by Index and Fiscal Year as of 12/31/2016

Police	Index	Index Title	FY	Beginning Fund Balance	Revenue	Expenditures	Transfers In	Transfers Out	Ending Fund Balance
	166847	HAWAII NARCOTICS TASK FORCE	2017	5,232.48	(5,000.00)				232.48
					(5,000.00)	5,232.48	0.00	0.00	
	166848	SW MARIJUANA ERADICATION	2016			11,139.68			11,139.68
	166848	SW MARIJUANA ERADICATION	2017	9,625.97		2,775.02			12,400.99
					0.00	13,914.70	0.00	0.00	
	166855	SEX ASSAULT	2016			504.12			504.12
	166855	SEX ASSAULT	2017	504.12					504.12
					0.00	504.12	0.00	0.00	
	166856	DRUG ENFORCEMENT AGENCY	2016		(72,000.00)	9,054.50			(62,945.50)
	166856	DRUG ENFORCEMENT AGENCY	2017	(62,945.50)		15,765.00			(47,180.50)
					(72,000.00)	24,819.50	0.00	0.00	
	166857	POSITIVE OUTREACH INTERVENTION	2016			10,647.68			10,647.68
	166857	POSITIVE OUTREACH INTERVENTION	2017			180.00			180.00
					0.00	10,827.68	0.00	0.00	
	176360	SW JUVENILE JUSTICE INFM/SYSTM	2016	(15,964.00)		15,964.00			0.00
					0.00	15,964.00	0.00	0.00	
	176832	911 EMS DISPATCH COMMUNICATION	2017			19,896.40			19,896.40
					0.00	19,896.40	0.00	0.00	
	176844	HIGH INTENSITY DRUG TRAFFICKIN	2017			2,715.54			2,715.54
					0.00	2,715.54	0.00	0.00	
	176846	STATE E911 WIRELESS COMMISSION	2017			47,896.11			47,896.11
					0.00	47,896.11	0.00	0.00	
	176857	POSITIVE OUTREACH INTERVENTION	2017			286.90			286.90
					0.00	286.90	0.00	0.00	
	186436	DOMESTIC VIOLNC VCTMLSS 02WF17	2016	(20,358.79)		20,358.79			0.00
					0.00	20,358.79	0.00	0.00	
	196355	MPD CHILD RESTRANT PRG FY09	2016	95.00		(95.00)			0.00
	196355	MPD CHILD RESTRANT PRG FY09	2017	95.00					95.00
					0.00	(95.00)	0.00	0.00	
	196362	FORFEITURES POLICE STATE	2016	(888.08)					(888.08)
	196362	FORFEITURES POLICE STATE	2017	(888.08)					(888.08)
					0.00	0.00	0.00	0.00	
	196364	FED. TRY POLICE FORFEITURES	2016	(525.03)					(525.03)
	196364	FED. TRY POLICE FORFEITURES	2017	(525.03)					(525.03)
					0.00	0.00	0.00	0.00	

Grant Revenues & Expenditures Quarterly Report - by Index and Fiscal Year as of 12/31/2016

Police			Beginning					Ending
Index	Index Title	FY	Fund Balance	Revenue	Expenditures	Transfers In	Transfers Out	Fund Balance
196365	FED.JUSTICE POLICE FORFEITURES	2016	(23,835.08)	5,257.15	(469.54)			(19,047.47)
196365	FED.JUSTICE POLICE FORFEITURES	2017	(19,047.47)					(19,047.47)
				<u>5,257.15</u>	<u>(469.54)</u>	<u>0.00</u>	<u>0.00</u>	
196901	SW NARCOTICS TASK FORCE 98DB6	2016	(509.30)	0.00	509.30	0.00	0.00	0.00
196905	WAILEA SPEED ENFORCEMENT	2016	(3,995.64)	0.00	3,995.64	0.00	0.00	0.00
				<u>0.00</u>	<u>3,995.64</u>	<u>0.00</u>	<u>0.00</u>	
Grand Total				(2,901,057.54)	2,985,162.29	0.00	0.00	

Grant Revenues & Expenditures Quarterly Report - by Index and Fiscal Year as of 12/31/2016

Fire and Public Safety

Index	Index Title	FY	Beginning Fund Balance	Revenue	Expenditures	Transfers In	Transfers Out	Ending Fund Balance
106033	VOLUNTEER FIRE ASSTNCE DLNR10	2016	(180.05)					(180.05)
106033	VOLUNTEER FIRE ASSTNCE DLNR10	2017	(180.05)					(180.05)
				<u>0.00</u>	<u>0.00</u>	<u>0.00</u>	<u>0.00</u>	
106047	EMS (FIRE)TRAINING (PVT)IAAI	2016	(1,275.81)					(1,275.81)
106047	EMS (FIRE)TRAINING (PVT)IAAI	2017	(1,275.81)					(1,275.81)
				<u>0.00</u>	<u>0.00</u>	<u>0.00</u>	<u>0.00</u>	
106049	FIRE/LEPC (DOH) HMEP	2016	(39,675.65)	(13,522.72)	12,389.68			(40,808.69)
106049	FIRE/LEPC (DOH) HMEP	2017	(41,799.01)	(13,610.32)	2,536.48			(52,872.85)
				<u>(27,133.04)</u>	<u>14,926.16</u>	<u>0.00</u>	<u>0.00</u>	
116033	VOLUNTEER FIRE ASSTNCE DLNR11	2016	(1,432.15)					(1,432.15)
116033	VOLUNTEER FIRE ASSTNCE DLNR11	2017	(1,432.15)					(1,432.15)
				<u>0.00</u>	<u>0.00</u>	<u>0.00</u>	<u>0.00</u>	
116046	MFD EQUIPMENT PURCHASE EMO1-04	2016	(163.16)					(163.16)
116046	MFD EQUIPMENT PURCHASE EMO1-04	2017	(163.16)					(163.16)
				<u>0.00</u>	<u>0.00</u>	<u>0.00</u>	<u>0.00</u>	
116047	PRIVATE DONATIONS-FIRE DEPT	2016	(20,200.48)					(20,200.48)
116047	PRIVATE DONATIONS-FIRE DEPT	2017	(20,200.48)					(20,200.48)
				<u>0.00</u>	<u>0.00</u>	<u>0.00</u>	<u>0.00</u>	
116090	HAZARDOUS MATRLS(HMEP) GRNT11	2016	2,831.60					2,831.60
116090	HAZARDOUS MATRLS(HMEP) GRNT11	2017	2,831.60					2,831.60
				<u>0.00</u>	<u>0.00</u>	<u>0.00</u>	<u>0.00</u>	
136046	MFD EQUIPMNT PURCHASE/CPS PRGR	2016	76.94					76.94
136046	MFD EQUIPMNT PURCHASE/CPS PRGR	2017	76.94					76.94
				<u>0.00</u>	<u>0.00</u>	<u>0.00</u>	<u>0.00</u>	
146049	WELLNESS/FITNESS FIRE ACT GRNT	2016	3,000.00					3,000.00
146049	WELLNESS/FITNESS FIRE ACT GRNT	2017	3,000.00					3,000.00
				<u>0.00</u>	<u>0.00</u>	<u>0.00</u>	<u>0.00</u>	
146102	VOL FIRE ASSISTANCE GRANT FY14	2016	50,000.00	(50,000.00)				0.00
				<u>(50,000.00)</u>	<u>0.00</u>	<u>0.00</u>	<u>0.00</u>	
146105	MONSANTO GRANT FY14	2016	14,800.00					14,800.00
146105	MONSANTO GRANT FY14	2017	14,800.00					14,800.00
				<u>0.00</u>	<u>0.00</u>	<u>0.00</u>	<u>0.00</u>	
156055	FIRE SAFETY HSE-EMW2003FP01732	2016	(3,452.10)					(3,452.10)
156055	FIRE SAFETY HSE-EMW2003FP01732	2017	(3,452.10)					(3,452.10)
				<u>0.00</u>	<u>0.00</u>	<u>0.00</u>	<u>0.00</u>	
156103	VOL FIRE ASSISTANCE GRANT FY15	2016			18,750.00			18,750.00

Fire and Public Safety Grant Revenues & Expenditures Quarterly Report - by Index and Fiscal Year as of 12/31/2016

Index	Index Title	FY	Beginning Fund Balance	Revenue	Expenditures	Transfers In	Transfers Out	Ending Fund Balance
156103	VOL FIRE ASSISTANCE GRANT FY15	2017	18,750.00	0.00	18,750.00	0.00	0.00	18,750.00
156106	MFD HYDRAFUSION STRUTS	2016	27,923.46					27,923.46
156106	MFD HYDRAFUSION STRUTS	2017	27,923.46	0.00	0.00	0.00	0.00	27,923.46
166057	FIRE INOPERABILITY GRT FE15141	2016	(95.66)					(95.66)
166057	FIRE INOPERABILITY GRT FE15141	2017	(95.66)	0.00	0.00	0.00	0.00	(95.66)
166732	OLOWALU FIRE BRK COMP WUI	2016			18,850.00			18,850.00
166732	OLOWALU FIRE BRK COMP WUI	2017	18,850.00	0.00	18,850.00	0.00	0.00	18,850.00
176112	FIREMAN'S FUND INSURANCE CO	2016	(166.97)					(166.97)
176112	FIREMAN'S FUND INSURANCE CO	2017	(166.97)	0.00	0.00	0.00	0.00	(166.97)
176820	MAKENA LIFEGUARD SERVICES	2017			42,696.65			42,696.65
				0.00	42,696.65	0.00	0.00	
186033	USDA RURAL 1ST RESPNDR LANAI	2016	(9,083.35)					(9,083.35)
186033	USDA RURAL 1ST RESPNDR LANAI	2017	(9,083.35)	0.00	0.00	0.00	0.00	(9,083.35)
186034	USDA RURAL 1ST RESPNDR MOLOKAI	2016	(3,548.03)					(3,548.03)
186034	USDA RURAL 1ST RESPNDR MOLOKAI	2017	(3,548.03)	0.00	0.00	0.00	0.00	(3,548.03)
196050	FIRE TRAINING GRANT (CHEVRON)	2016	(1,540.00)					(1,540.00)
196050	FIRE TRAINING GRANT (CHEVRON)	2017	(1,540.00)	0.00	0.00	0.00	0.00	(1,540.00)
196051	FIREFIGHTERS CHARTABLE FNDATN	2016	(550.00)					(550.00)
196051	FIREFIGHTERS CHARTABLE FNDATN	2017	(550.00)	0.00	0.00	0.00	0.00	(550.00)
196055	FEMA FIRE TRAINING FUNDS	2016	9,187.20	(3,081.76)	3,081.76			9,187.20
196055	FEMA FIRE TRAINING FUNDS	2017	9,187.20	(3,081.76)	3,081.76	0.00	0.00	9,187.20
Grand Total				(80,214.80)	98,304.57	0.00	0.00	

Back to Top

County of Maui

Grant Revenues & Expenditures Quarterly Report - by Index and Fiscal Year as of 12/31/2016

Index	Index Title	FY	Beginning Fund Balance	Revenue	Expenditures	Transfers In	Transfers Out	Ending Fund Balance
106056	INTROPBRL EMERGNCY COMM GRNT	2016	835.79	(7,792.46)	6,956.67			0.00
106056	INTROPBRL EMERGNCY COMM GRNT	2017	(2,347.82)					(2,347.82)
				<u>(7,792.46)</u>	<u>6,956.67</u>	<u>0.00</u>	<u>0.00</u>	
116053	FFY10 ST HOMELAND SECURITY PRG	2016	(520.55)		520.55			0.00
				<u>0.00</u>	<u>520.55</u>	<u>0.00</u>	<u>0.00</u>	
136052	FFY12 COM'ITY OUTREACH / CCP	2016	2,119.43	(2,982.08)	862.65			0.00
				<u>(2,982.08)</u>	<u>862.65</u>	<u>0.00</u>	<u>0.00</u>	
136053	FFY12 ST HOMELAND SECURITY GRT	2016	(175.65)		175.65			0.00
				<u>0.00</u>	<u>175.65</u>	<u>0.00</u>	<u>0.00</u>	
146200	EMERGENCY MGT PERFORMANCE GRT	2016	45,328.04	(114,620.50)	69,292.46			0.00
146200	EMERGENCY MGT PERFORMANCE GRT	2017	(69,292.46)					(69,292.46)
				<u>(114,620.50)</u>	<u>69,292.46</u>	<u>0.00</u>	<u>0.00</u>	
146201	FFY13 ST HOMELAND SECURITY	2016	21,321.47	(214,076.31)	192,754.84			0.00
				<u>(214,076.31)</u>	<u>192,754.84</u>	<u>0.00</u>	<u>0.00</u>	
146202	FFY13 SHSG COM'ITY&CITIZEN PREP	2016	3,540.80	(9,221.96)	5,681.16			0.00
				<u>(9,221.96)</u>	<u>5,681.16</u>	<u>0.00</u>	<u>0.00</u>	
156201	ST HOMELAND SECURITY	2016		(116,085.65)	245,950.09			129,864.44
156201	ST HOMELAND SECURITY	2017	129,864.44	(5,226.74)	72,056.42			196,694.12
				<u>(121,312.39)</u>	<u>318,006.51</u>	<u>0.00</u>	<u>0.00</u>	
156203	CITIZENS CORPS PRG	2016		(14,204.62)	24,111.64			9,907.02
156203	CITIZENS CORPS PRG	2017	9,907.02	(8,669.56)				1,237.46
				<u>(22,874.18)</u>	<u>24,111.64</u>	<u>0.00</u>	<u>0.00</u>	
156205	EMERGENCY MGT PERFORMANCE GRT	2016	13,500.00	(100,000.00)	86,500.00			(0.00)
				<u>(100,000.00)</u>	<u>86,500.00</u>	<u>0.00</u>	<u>0.00</u>	
166701	EMERGENCY MGT PERFORMANCE GRT	2016			47,902.02			47,902.02
166701	EMERGENCY MGT PERFORMANCE GRT	2017	47,902.02					47,902.02
				<u>0.00</u>	<u>47,902.02</u>	<u>0.00</u>	<u>0.00</u>	
166702	ST HOMELAND SECURITY	2016		(66,511.16)	134,814.61			68,303.45
166702	ST HOMELAND SECURITY	2017	68,303.45		10,671.13			78,974.58
				<u>(66,511.16)</u>	<u>145,485.74</u>	<u>0.00</u>	<u>0.00</u>	
Grand Total				(659,391.04)	898,249.89	0.00	0.00	

Housing and Human Concerns

Grant Revenues & Expenditures Quarterly Report - by Index and Fiscal Year as of 12/31/2016

Index	Index Title	FY	Beginning Fund Balance	Revenue	Expenditures	Transfers In	Transfers Out	Ending Fund Balance
106604	AGING/DISABLT Y RSC CTR ST/HI	2016	46,647.96		(46,647.96)			0.00
106604	AGING/DISABLT Y RSC CTR ST/HI	2017	46,647.96					46,647.96
				0.00	(46,647.96)	0.00	0.00	
106607	HAWAII COMM LIVING 2010.11N	2016	(1,301.48)					(1,301.48)
106607	HAWAII COMM LIVING 2010.11N	2017	(1,301.48)					(1,301.48)
				0.00	0.00	0.00	0.00	
106737	SENIOR CENTER ACTIVITIES 99/00	2016	(6,000.00)					(6,000.00)
106737	SENIOR CENTER ACTIVITIES 99/00	2017	(6,000.00)					(6,000.00)
				0.00	0.00	0.00	0.00	
116570	HOME- 1ST TIME HMEBYRS-PROJ IN	2016		(21,161.09)	21,161.09			0.00
				(21,161.09)	21,161.09	0.00	0.00	
116601	HOSPITAL DISCHARGE PLNG GRNT	2016	12,145.28					12,145.28
116601	HOSPITAL DISCHARGE PLNG GRNT	2017	12,145.28					12,145.28
				0.00	0.00	0.00	0.00	
116602	AGING/DSABLTY RSRC CTR 2010N	2016	(11,474.00)					(11,474.00)
116602	AGING/DSABLTY RSRC CTR 2010N	2017	(11,474.00)					(11,474.00)
				0.00	0.00	0.00	0.00	
116608	ARRA09 HEALTHY AGING PARTNRSHP	2016	(510.55)					(510.55)
116608	ARRA09 HEALTHY AGING PARTNRSHP	2017	(510.55)					(510.55)
				0.00	0.00	0.00	0.00	
116613	AGING TIII DHHS FY11 MA201103	2016	27,222.65		(27,222.65)			0.00
116613	AGING TIII DHHS FY11 MA201103	2017	27,222.65					27,222.65
				0.00	(27,222.65)	0.00	0.00	
116614	ELDER ABUSE RELATED SVCS FY11	2016	(3,663.89)					(3,663.89)
116614	ELDER ABUSE RELATED SVCS FY11	2017	(3,663.89)					(3,663.89)
				0.00	0.00	0.00	0.00	
116647	EOA/DOH MA.KC.FB10-11.A FY11	2016	(6,458.74)					(6,458.74)
116647	EOA/DOH MA.KC.FB10-11.A FY11	2017	(6,458.74)					(6,458.74)
				0.00	0.00	0.00	0.00	
116718	HOME FFY10 ADMINISTRATION	2016	30,713.64	(38,816.67)	8,200.50			97.47
116718	HOME FFY10 ADMINISTRATION	2017	97.47		45.00			142.47
				(38,816.67)	8,245.50	0.00	0.00	
116738	MSC LEISURE FY2011	2016	(39.69)		39.69			0.00
				0.00	39.69	0.00	0.00	
116752	I&A OUTREACH AGING 00/01	2016	(597.02)					(597.02)
116752	I&A OUTREACH AGING 00/01	2017	(597.02)					(597.02)

Back to Top

County of Maui

Grant Revenues & Expenditures Quarterly Report - by Index and Fiscal Year as of 12/31/2016

Housing and Human Concerns

Index	Index Title	FY	Beginning Fund Balance	Revenue	Expenditures	Transfers In	Transfers Out	Ending Fund Balance
				0.00	0.00	0.00	0.00	
126601	HOSPITAL DISCHARGE PLNG GRNT	2016	9,980.80					9,980.80
126601	HOSPITAL DISCHARGE PLNG GRNT	2017	9,980.80					9,980.80
				0.00	0.00	0.00	0.00	
126602	AGING/DSABLTY RSRC CTR 2010N	2016	(4,472.07)					(4,472.07)
126602	AGING/DSABLTY RSRC CTR 2010N	2017	(4,472.07)					(4,472.07)
				0.00	0.00	0.00	0.00	
126605	RSVP 2002 DVSA 61523 P74-4101	2016	1,730.00					1,730.00
126605	RSVP 2002 DVSA 61523 P74-4101	2017	1,730.00					1,730.00
				0.00	0.00	0.00	0.00	
126609	ARRA09 HEALTHY AGING PARTNRSH	2016	(2,259.82)					(2,259.82)
126609	ARRA09 HEALTHY AGING PARTNRSH	2017	(2,259.82)					(2,259.82)
				0.00	0.00	0.00	0.00	
126613	AGING TIII DHHS FY12	2016	(550.38)					(550.38)
126613	AGING TIII DHHS FY12	2017	(550.38)					(550.38)
				0.00	0.00	0.00	0.00	
126647	AGING EOA/DOH KUPUNA CARE FY12	2016	92,424.49					92,424.49
126647	AGING EOA/DOH KUPUNA CARE FY12	2017	92,424.49					92,424.49
				0.00	0.00	0.00	0.00	
126735	HOME FFY11 ADMINISTRATION	2016	19,165.43	(19,983.90)	1,416.18			597.71
126735	HOME FFY11 ADMINISTRATION	2017	597.71					597.71
				(19,983.90)	1,416.18	0.00	0.00	
126738	MSC LEISURE FY2012	2016	(50,508.95)		19,886.24			(30,622.71)
126738	MSC LEISURE FY2012	2017	(30,622.71)					(30,622.71)
				0.00	19,886.24	0.00	0.00	
136402	HEALTHY AGING PARTNERSHIP	2016	35,074.14	(36,315.00)				(1,240.86)
136402	HEALTHY AGING PARTNERSHIP	2017	(1,240.86)					(1,240.86)
				(36,315.00)	0.00	0.00	0.00	
136613	AGING TITLE III PROGRAMS	2016	(1,806.55)					(1,806.55)
136613	AGING TITLE III PROGRAMS	2017	(1,806.55)					(1,806.55)
				0.00	0.00	0.00	0.00	
136615	ELDER ABUSE PREVENTION SFY13	2016	64.03					64.03
136615	ELDER ABUSE PREVENTION SFY13	2017	64.03					64.03
				0.00	0.00	0.00	0.00	
136616	ELDER ABUSE PREVENTION SFY12	2016	11,777.65					11,777.65
136616	ELDER ABUSE PREVENTION SFY12	2017	11,777.65					11,777.65

Housing and Human Concerns

Grant Revenues & Expenditures Quarterly Report - by Index and Fiscal Year as of 12/31/2016

Index	Index Title	FY	Beginning Fund Balance	Revenue	Expenditures	Transfers In	Transfers Out	Ending Fund Balance
				0.00	0.00	0.00	0.00	
136647	KUPUNA CARE PROGRAM	2016	(29,556.75)		18,356.90		10,996.66	(203.19)
136647	KUPUNA CARE PROGRAM	2017	(203.19)					(203.19)
				0.00	18,356.90	0.00	10,996.66	
136649	AGING & DISABILITY RESOURCE	2016	(2,153.20)		2,153.20			0.00
				0.00	2,153.20	0.00	0.00	
136712	CONGREGATE MEALS TITLE III	2016	18,868.71		(18,868.71)			0.00
136712	CONGREGATE MEALS TITLE III	2017	18,868.71					18,868.71
				0.00	(18,868.71)	0.00	0.00	
136732	CONGREGATE MLS PVT DONATION	2016	(2.98)		2.98			0.00
				0.00	2.98	0.00	0.00	
136738	LEISURE ACTIVITIES FY13	2016	(3,531.68)					(3,531.68)
136738	LEISURE ACTIVITIES FY13	2017	(3,531.68)					(3,531.68)
				0.00	0.00	0.00	0.00	
136805	CHILDCARE DEVELOPMENT	2016	48,273.00					48,273.00
136805	CHILDCARE DEVELOPMENT	2017	48,273.00					48,273.00
				0.00	0.00	0.00	0.00	
146401	KUPUNA CARE PROGRAM SF14	2016	38,664.18	(39,752.00)	(18,179.33)		19,267.15	0.00
				(39,752.00)	(18,179.33)	0.00	19,267.15	
146402	ELDER ABUSE PREVENTION SF14	2016	(.93)					(0.93)
146402	ELDER ABUSE PREVENTION SF14	2017	(.93)					(0.93)
				0.00	0.00	0.00	0.00	
146405	LEISURE ACTIVITIES FY14	2016	(51,203.09)					(51,203.09)
146405	LEISURE ACTIVITIES FY14	2017	(51,203.09)					(51,203.09)
				0.00	0.00	0.00	0.00	
146420	CONGREGATE MEALS NSIP FY14	2016	(547.00)		1,010.00	(463.00)		0.00
				0.00	1,010.00	(463.00)	0.00	
146424	HOME DELIVERED MEALS NSIP FY14	2016	(4.26)		4.26			0.00
				0.00	4.26	0.00	0.00	
146427	AGING TITLE III PROGRAMS	2016	416,709.56	(498,762.14)	(11,468.15)		83,163.48	(10,357.25)
146427	AGING TITLE III PROGRAMS	2017	(10,357.25)					(10,357.25)
				(498,762.14)	(11,468.15)	0.00	83,163.48	
146428	CARE TRANSITIONS PROGRAM	2016	(587.00)	(6,480.00)	1,229.00			(5,838.00)
146428	CARE TRANSITIONS PROGRAM	2017	(5,838.00)					(5,838.00)
				(6,480.00)	1,229.00	0.00	0.00	

County of Maui

Grant Revenues & Expenditures Quarterly Report - by Index and Fiscal Year as of 12/31/2016

Housing and Human Concerns

Index	Index Title	FY	Beginning Fund Balance	Revenue	Expenditures	Transfers In	Transfers Out	Ending Fund Balance
146429	AGING & DISABILITY RESOURCE	2016	169,062.62	(222,474.00)	(2,158.20)	3,817.00	(3,817.00)	(55,569.58)
146429	AGING & DISABILITY RESOURCE	2017	(55,569.58)					(55,569.58)
				(222,474.00)	(2,158.20)	3,817.00	(3,817.00)	
146430	AGING TITLE III VOLUNTARY	2016			10,357.25			10,357.25
146430	AGING TITLE III VOLUNTARY	2017	10,357.25					10,357.25
				0.00	10,357.25	0.00	0.00	
146440	HEALTHY AGING PARTNERSHIP	2016	73,633.00	(73,633.00)				0.00
				(73,633.00)	0.00	0.00	0.00	
146442	NSIP NUTRITION SVCS INCENTIVE	2016		(463.00)			463.00	0.00
				(463.00)	0.00	0.00	463.00	
156401	KUPUNA CARE PROGRAM	2016	797,732.94	(936,434.00)	112,540.68		26,159.67	(0.71)
156401	KUPUNA CARE PROGRAM	2017	(.71)					(0.71)
				(936,434.00)	112,540.68	0.00	26,159.67	
156402	ELDER ABUSE PREVENTION SY15	2016	3,817.20	(4,611.00)	7,956.18			7,162.38
156402	ELDER ABUSE PREVENTION SY15	2017	7,162.38		1,914.26			9,076.64
				(4,611.00)	9,870.44	0.00	0.00	
156405	LEISURE ACTIVITIES FY15	2016	(81,116.72)		13,696.15			(67,420.57)
156405	LEISURE ACTIVITIES FY15	2017	(67,420.57)		2,303.66			(65,116.91)
				0.00	15,999.81	0.00	0.00	
156409	CONGREGATE MEALS TITTLE III	2016	39,360.69			(39,360.69)		0.00
				0.00	0.00	(39,360.69)	0.00	
156410	ASSISTED TRANSPORT-KUPUNA	2016	24,482.87			(24,482.87)		0.00
				0.00	0.00	(24,482.87)	0.00	
156411	BANFIELD CHARITABLE TRUST	2016	(687.36)		687.36			0.00
				0.00	687.36	0.00	0.00	
156420	CONGREGATE MEALS NSIP FY15	2016	30,524.50		43,640.50	(74,165.00)		0.00
				0.00	43,640.50	(74,165.00)	0.00	
156421	HOME DELIVERED MEALS KUPUNA	2016	27,857.00		(26,180.20)	(1,676.80)		0.00
				0.00	(26,180.20)	(1,676.80)	0.00	
156424	HOME DELIVERED MEALS NSIP FY15	2016	18,017.25		41,982.75	(60,000.00)		0.00
				0.00	41,982.75	(60,000.00)	0.00	
156426	HOME DELIVERED MLS TITTLE III	2016	28,219.82		26,180.20	(54,400.02)		0.00
				0.00	26,180.20	(54,400.02)	0.00	
156427	AGING TITLE III PRGS	2016	530,887.81	(718,308.53)	97,058.65		95,429.71	5,067.64
156427	AGING TITLE III PRGS	2017	5,067.64		853.99			5,921.63

Housing and Human Concerns

Grant Revenues & Expenditures Quarterly Report - by Index and Fiscal Year as of 12/31/2016

Index	Index Title	FY	Beginning Fund Balance	Revenue	Expenditures	Transfers In	Transfers Out	Ending Fund Balance
				(718,308.53)	97,912.64	0.00	95,429.71	
156429	AGING & DISABILITY RESOURCE	2016	139,460.74	(425,955.00)	584,678.69		(71,641.75)	226,542.68
156429	AGING & DISABILITY RESOURCE	2017	120,677.51		47,762.47			168,439.98
				(425,955.00)	632,441.16	0.00	(71,641.75)	
156440	HEALTHY AGING PARTNERSHIP	2016	5,692.01	(5,949.44)	18,511.15			18,253.72
156440	HEALTHY AGING PARTNERSHIP	2017	13,691.56		9,507.75			23,199.31
				(5,949.44)	28,018.90	0.00	0.00	
156441	RSVP RETIRED & SR VOL PRG	2016	13,983.61	(68,850.00)	54,866.39			0.00
				(68,850.00)	54,866.39	0.00	0.00	
156442	NSIP NUTRITION SVCS INCENTIVE	2016		(134,165.00)			134,165.00	0.00
				(134,165.00)	0.00	0.00	134,165.00	
156443	HEALTHY AGING VOL CONTRIB	2016	(32,970.35)	(43,158.81)	68,142.78			(7,986.38)
156443	HEALTHY AGING VOL CONTRIB	2017	(7,986.38)	(3,018.00)				(11,004.38)
				(46,176.81)	68,142.78	0.00	0.00	
156445	A&B KOKUA GIVING CONTRIB	2016	(20,000.00)		20,000.00			0.00
				0.00	20,000.00	0.00	0.00	
156447	HOME FFY14 KULAMALU REPRG	2016			(21,161.09)			(21,161.09)
156447	HOME FFY14 KULAMALU REPRG	2017	(21,161.09)					(21,161.09)
				0.00	(21,161.09)	0.00	0.00	
156449	HOME FFY14 ADMINISTRATION	2016	829.80	(34,661.70)	44,433.03			10,601.13
156449	HOME FFY14 ADMINISTRATION	2017	10,450.37		5,811.69			16,262.06
				(34,661.70)	50,244.72	0.00	0.00	
156450	HOME FFY14 KULAMALU AH PRJ	2016		(140,111.60)	215,196.44			75,084.84
156450	HOME FFY14 KULAMALU AH PRJ	2017	75,084.84	(53,923.75)	103,606.18			124,767.27
				(194,035.35)	318,802.62	0.00	0.00	
157480	SEC 8 HOUSING VOUCHER FY15	2016	(163,686.84)	(129,483.00)	(7,629.00)		300,798.84	0.00
157480	SEC 8 HOUSING VOUCHER FY15	2017	(300,798.84)					(300,798.84)
				(129,483.00)	(7,629.00)	0.00	300,798.84	
157481	SEC 8 HOUSING ADMIN FY15	2016	(110,487.12)	(37,701.50)	834.81		147,353.81	0.00
157481	SEC 8 HOUSING ADMIN FY15	2017	(147,353.81)					(147,353.81)
				(37,701.50)	834.81	0.00	147,353.81	
166714	HOME FFY04 ADMINISTRATION	2016	151.25	(7,447.07)	7,295.82			0.00
				(7,447.07)	7,295.82	0.00	0.00	
166738	MSC LEISURE ACTIVITY FY06	2016	(114.79)		114.79			0.00
				0.00	114.79	0.00	0.00	

Back to Top

County of Maui

Grant Revenues & Expenditures Quarterly Report - by Index and Fiscal Year as of 12/31/2016

Housing and Human Concerns		Grant Revenues & Expenditures Quarterly Report - by Index and Fiscal Year as of 12/31/2016						
Index	Index Title	FY	Beginning Fund Balance	Revenue	Expenditures	Transfers In	Transfers Out	Ending Fund Balance
166741	KUPUNA CARE PROGRAM	2016		(235,326.00)	502,103.17		177,408.70	444,185.87
166741	KUPUNA CARE PROGRAM	2017	266,044.89		109,607.74			375,652.63
				<u>(235,326.00)</u>	<u>611,710.91</u>	<u>0.00</u>	<u>177,408.70</u>	
166757	A&B KOKUA GIVING CONTRIB	2016		(20,000.00)	10,389.07			(9,610.93)
166757	A&B KOKUA GIVING CONTRIB	2017	(20,000.00)					(20,000.00)
				<u>(20,000.00)</u>	<u>10,389.07</u>	<u>0.00</u>	<u>0.00</u>	
166758	ASSISTED TRANSPORT PVT	2016		(12,773.86)	12,773.86			0.00
166758	ASSISTED TRANSPORT PVT	2017	(1,064.20)					(1,064.20)
				<u>(12,773.86)</u>	<u>12,773.86</u>	<u>0.00</u>	<u>0.00</u>	
166759	CONGREGATE MEALS NSIP FY16	2016			17,782.20			17,782.20
166759	CONGREGATE MEALS NSIP FY16	2017	17,782.20					17,782.20
				<u>0.00</u>	<u>17,782.20</u>	<u>0.00</u>	<u>0.00</u>	
166760	CONGREGATE MLS PVT DONATION	2016		(104,068.22)	104,068.22			0.00
166760	CONGREGATE MLS PVT DONATION	2017	(9,534.50)					(9,534.50)
				<u>(104,068.22)</u>	<u>104,068.22</u>	<u>0.00</u>	<u>0.00</u>	
166761	HOME DELIVERED MEALS NSIP FY16	2016			15,078.00			15,078.00
166761	HOME DELIVERED MEALS NSIP FY16	2017	15,078.00					15,078.00
				<u>0.00</u>	<u>15,078.00</u>	<u>0.00</u>	<u>0.00</u>	
166762	HOME DEL MEALS PVT DONATION	2016		(77,532.17)	77,532.17			0.00
166762	HOME DEL MEALS PVT DONATION	2017	(7,747.54)					(7,747.54)
				<u>(77,532.17)</u>	<u>77,532.17</u>	<u>0.00</u>	<u>0.00</u>	
166763	LEISURE ACTIVITIES FY16	2016		(110,808.61)	19,386.97			(91,421.64)
166763	LEISURE ACTIVITIES FY16	2017	(92,854.17)		4,040.42			(88,813.75)
				<u>(110,808.61)</u>	<u>23,427.39</u>	<u>0.00</u>	<u>0.00</u>	
166764	ASSIST TRANSPORT-KUPUNA	2016			131,942.76	(131,942.76)		0.00
166764	ASSIST TRANSPORT-KUPUNA	2017	28,760.43					28,760.43
				<u>0.00</u>	<u>131,942.76</u>	<u>(131,942.76)</u>	<u>0.00</u>	
166765	CONGREGATE MEALS TITTLE III	2016			131,367.88	(131,367.88)		(0.00)
166765	CONGREGATE MEALS TITTLE III	2017	49,176.66		11,420.65			60,597.31
				<u>0.00</u>	<u>142,788.53</u>	<u>(131,367.88)</u>	<u>0.00</u>	
166766	HOME DELIVERED MEALS KUPUNA	2016			56,994.00	(56,994.00)		0.00
166766	HOME DELIVERED MEALS KUPUNA	2017	56,994.00					56,994.00
				<u>0.00</u>	<u>56,994.00</u>	<u>(56,994.00)</u>	<u>0.00</u>	
166767	HOME DELIVERED MLS TITTLE III	2016			130,925.08	(130,925.08)		0.00
166767	HOME DELIVERED MLS TITTLE III	2017	33,701.06		7,758.17			41,459.23
				<u>0.00</u>	<u>138,683.25</u>	<u>(130,925.08)</u>	<u>0.00</u>	

County of Maui

Grant Revenues & Expenditures Quarterly Report - by Index and Fiscal Year as of 12/31/2016

Housing and Human Concerns

Index	Index Title	FY	Beginning Fund Balance	Revenue	Expenditures	Transfers In	Transfers Out	Ending Fund Balance
166768	MATSON FOUNDATION CONTRIB	2016		(2,000.00)				(2,000.00)
166768	MATSON FOUNDATION CONTRIB	2017	(2,000.00)					(2,000.00)
				<u>(2,000.00)</u>	<u>0.00</u>	<u>0.00</u>	<u>0.00</u>	
166769	AGING TITLE III PRGS	2016		(201,014.00)	247,377.64		177,460.48	223,824.12
166769	AGING TITLE III PRGS	2017	170,301.04	(35,390.18)	52,409.71			187,320.57
				<u>(236,404.18)</u>	<u>299,787.35</u>	<u>0.00</u>	<u>177,460.48</u>	
166770	KUPUNA CARE VOL CONTRIB	2016		(220.00)				(220.00)
166770	KUPUNA CARE VOL CONTRIB	2017	(220.00)					(220.00)
				<u>(220.00)</u>	<u>0.00</u>	<u>0.00</u>	<u>0.00</u>	
166771	RSVP RETIRED & SR VOL PRG	2016			11,854.91			11,854.91
166771	RSVP RETIRED & SR VOL PRG	2017	11,854.91	(16,463.00)	5,488.30			880.21
				<u>(16,463.00)</u>	<u>17,343.21</u>	<u>0.00</u>	<u>0.00</u>	
167480	SEC 8 HOUSING VOUCHER FY16	2016		(16,354,200.09)	15,909,362.52		34,908.04	(409,929.53)
167480	SEC 8 HOUSING VOUCHER FY16	2017	(409,929.53)		(1,567.00)			(411,496.53)
				<u>(16,354,200.09)</u>	<u>15,907,795.52</u>	<u>0.00</u>	<u>34,908.04</u>	
167481	SEC 8 HOUSING ADMIN FY16	2016		(1,380,597.88)	1,293,503.48	(75,000.00)		(162,094.40)
167481	SEC 8 HOUSING ADMIN FY16	2017	(164,368.86)		500.62			(163,868.24)
				<u>(1,380,597.88)</u>	<u>1,294,004.10</u>	<u>(75,000.00)</u>	<u>0.00</u>	
167482	FSS COORDINATOR GRANT	2016		(14,871.00)	14,871.00			0.00
				<u>(14,871.00)</u>	<u>14,871.00</u>	<u>0.00</u>	<u>0.00</u>	
176600	AGING TIII-A EDUC/TRNG 97	2016		.10				0.10
				<u>0.10</u>	<u>0.00</u>	<u>0.00</u>	<u>0.00</u>	
176738	MSC LEISURE ACTIVITY FY07	2016	(7,908.89)		5,351.57			(2,557.32)
176738	MSC LEISURE ACTIVITY FY07	2017	(2,557.32)					(2,557.32)
				<u>0.00</u>	<u>5,351.57</u>	<u>0.00</u>	<u>0.00</u>	
176741	KUPUNA CARE PROGRAM	2017			2,126.50			2,126.50
				<u>0.00</u>	<u>2,126.50</u>	<u>0.00</u>	<u>0.00</u>	
176758	ASSTD TRANSPORT PVT CONTRIB	2017		(1,121.38)				(1,121.38)
				<u>(1,121.38)</u>	<u>0.00</u>	<u>0.00</u>	<u>0.00</u>	
176760	CONGREGATE MLS PVT DONATION	2017		(10,357.70)	16,540.71			6,183.01
				<u>(10,357.70)</u>	<u>16,540.71</u>	<u>0.00</u>	<u>0.00</u>	
176762	HOME DEL MEALS PVT DONATION	2017		(7,443.25)				(7,443.25)
				<u>(7,443.25)</u>	<u>0.00</u>	<u>0.00</u>	<u>0.00</u>	
176763	LEISURE ACTIVITIES FY17	2017		(7,458.50)				(7,458.50)
				<u>(7,458.50)</u>	<u>0.00</u>	<u>0.00</u>	<u>0.00</u>	

Back to Top

County of Maui

Grant Revenues & Expenditures Quarterly Report - by Index and Fiscal Year as of 12/31/2016

Index	Index Title	FY	Beginning Fund Balance	Revenue	Expenditures	Transfers In	Transfers Out	Ending Fund Balance
176764	ASSIST TRANSPORT-KUPUNA	2017			15,220.00			15,220.00
				0.00	15,220.00	0.00	0.00	
176766	HOME DELIVERED MEALS KUPUNA	2017			11,801.00			11,801.00
				0.00	11,801.00	0.00	0.00	
177480	SEC 8 HOUSING VOUCHER FY17	2017		(1,383,042.20)	2,834,431.33			1,451,389.13
				(1,383,042.20)	2,834,431.33	0.00	0.00	
177481	SEC 8 HOUSING ADMIN FY17	2017		(132,658.90)	194,076.08			61,417.18
				(132,658.90)	194,076.08	0.00	0.00	
177712	SEC.8 FAMILY SELF-SUFFICIENT	2016	(67,175.18)	(689.94)	18,546.80	(34,908.04)		(84,226.36)
177712	SEC.8 FAMILY SELF-SUFFICIENT	2017	(84,226.36)	(79.06)				(84,305.42)
				(769.00)	18,546.80	(34,908.04)	0.00	
186612	AGING TIII-B DHHS 97/98	2016		1.26				1.26
				1.26	0.00	0.00	0.00	
186751	ASSISTED TRANSPORTN SH POS08	2016	(42,166.53)		8,395.19			(33,771.34)
186751	ASSISTED TRANSPORTN SH POS08	2017	(33,771.34)					(33,771.34)
				0.00	8,395.19	0.00	0.00	
196718	HOME FFY08 ADMINISTRATION	2016	(26,430.35)	27,119.23				688.88
196718	HOME FFY08 ADMINISTRATION	2017	688.88					688.88
				27,119.23	0.00	0.00	0.00	
197741	SEC8 HSG ASST PYMTS(HAP)-NRA	2016	(53,176.31)	(629.83)		(300,798.84)		(354,604.98)
197741	SEC8 HSG ASST PYMTS(HAP)-NRA	2017	(53,806.14)	(50.51)				(53,856.65)
				(680.34)	0.00	(300,798.84)	0.00	
197751	SEC8 HSG ASST PYMTS(ADM)-NRA	2016	(1,018,324.01)	15,093.99		(147,353.81)	75,000.00	(1,075,583.83)
197751	SEC8 HSG ASST PYMTS(ADM)-NRA	2017	(927,618.67)	(870.72)				(928,489.39)
				14,223.27	0.00	(147,353.81)	75,000.00	
Grand Total				(23,769,071.62)	23,417,384.09	(1,260,021.79)	1,207,115.79	

Parks and Recreation

Grant Revenues & Expenditures Quarterly Report - by Index and Fiscal Year as of 12/31/2016

Index	Index Title	FY	Beginning Fund Balance	Revenue	Expenditures	Transfers In	Transfers Out	Ending Fund Balance
156503	MAKENA LIFEGUARD SERVICES	2016	(149,564.88)		149,478.08			(86.80)
156503	MAKENA LIFEGUARD SERVICES	2017	<u>(86.80)</u>					<u>(86.80)</u>
				<u>0.00</u>	<u>149,478.08</u>	<u>0.00</u>	<u>0.00</u>	
166795	PLAY & LEARN SESSIONS (PALS)	2016		(73,995.78)	73,995.78			0.00
166795	PLAY & LEARN SESSIONS (PALS)	2017		<u>(48,008.96)</u>				<u>(48,008.96)</u>
				<u>(122,004.74)</u>	<u>73,995.78</u>	<u>0.00</u>	<u>0.00</u>	
166820	MAKENA LIFEGUARD SERVICES	2016		(606,469.00)	317,958.25			(288,510.75)
166820	MAKENA LIFEGUARD SERVICES	2017	<u>(289,436.97)</u>					<u>(289,436.97)</u>
				<u>(606,469.00)</u>	<u>317,958.25</u>	<u>0.00</u>	<u>0.00</u>	
Grand Total				(728,473.74)	541,432.11	0.00	0.00	

County of Maui

Grant Revenues & Expenditures Quarterly Report - by Index and Fiscal Year as of 12/31/2016

Index	Index Title	FY	Beginning Fund Balance	Revenue	Expenditures	Transfers In	Transfers Out	Ending Fund Balance
106571	BRIDGE INSPCTN/APPR BRNBIS#44	2016	2,749.87		(2,749.87)			0.00
				0.00	(2,749.87)	0.00	0.00	
116502	FHWA PROJS STATE REVIEWS	2016	63,153.64	(103,103.69)	66,865.04			26,914.99
116502	FHWA PROJS STATE REVIEWS	2017	29,574.85					29,574.85
				(103,103.69)	66,865.04	0.00	0.00	
136661	BRIDGE INSPECTN NBIS(057)	2016	24,016.00	(36,976.00)	12,960.00			0.00
				(36,976.00)	12,960.00	0.00	0.00	
146660	FHWA VARIOUS PROJECTS COUNTY	2016	30,591.74	(97,639.34)	64,938.47			(2,109.13)
146660	FHWA VARIOUS PROJECTS COUNTY	2017	(69,707.46)	(2,779.10)				(72,486.56)
				(100,418.44)	64,938.47	0.00	0.00	
166892	Complete Streets Training	2016		(10,000.00)	10,000.00			0.00
				(10,000.00)	10,000.00	0.00	0.00	
Grand Total				(250,498.13)	152,013.64	0.00	0.00	

Grant Revenues & Expenditures Quarterly Report - by Index and Fiscal Year as of 12/31/2016

Index	Index Title	FY	Beginning Fund Balance	Revenue	Expenditures	Transfers In	Transfers Out	Ending Fund Balance
116278	FTA 5309 FFY 2010 BUS & FCILTS	2016	14,149.73		(14,149.73)			0.00
				0.00	(14,149.73)	0.00	0.00	
126280	FTA RURAL TRNST ASSTNCE FFY12	2016	1,301.73		2,163.56			3,465.29
126280	FTA RURAL TRNST ASSTNCE FFY12	2017	3,465.29					3,465.29
				0.00	2,163.56	0.00	0.00	
136278	FTA5309 BUS & BUS FAC SGR	2016	1,780,000.00	(1,440,000.00)				340,000.00
136278	FTA5309 BUS & BUS FAC SGR	2017	340,000.00	(340,000.00)				0.00
				(1,780,000.00)	0.00	0.00	0.00	
136279	FTA#5309 FORMULA FUNDS PRG	2016	48,105.32	(40,265.00)	116,208.00			124,048.32
136279	FTA#5309 FORMULA FUNDS PRG	2017	124,048.32	(7,841.00)				116,207.32
				(48,106.00)	116,208.00	0.00	0.00	
146800	FTA SEC5311 NON-URBANIZED AREA	2016	(595,843.00)		300,075.00			(295,768.00)
146800	FTA SEC5311 NON-URBANIZED AREA	2017	(295,768.00)		200,050.00			(95,718.00)
				0.00	500,125.00	0.00	0.00	
146802	FTA RURAL TRNST ASST - RTAP	2016	2,837.62	(198.00)	3,074.38			5,714.00
146802	FTA RURAL TRNST ASST - RTAP	2017	5,714.00	(5,714.00)				0.00
				(5,912.00)	3,074.38	0.00	0.00	
146804	FTA PLANNING PROGRAM 5305 (e)	2016	94,942.59	(82,889.00)	36,388.48			48,442.07
146804	FTA PLANNING PROGRAM 5305 (e)	2017	48,442.07					48,442.07
				(82,889.00)	36,388.48	0.00	0.00	
166280	RURAL TRANSIT ASSTNC PRG06	2016	(263.00)		263.00			0.00
				0.00	263.00	0.00	0.00	
166905	FTA SEC5311 FFY2013 GRANT	2017			500,000.00			500,000.00
				0.00	500,000.00	0.00	0.00	
Grand Total				(1,916,907.00)	1,144,072.69	0.00	0.00	


Back to Top

County of Maui


Grant Revenues & Expenditures Quarterly Report - by Index and Fiscal Year as of 12/31/2016

Environmental Management

Index	Index Title	FY	Beginning Fund Balance	Revenue	Expenditures	Transfers In	Transfers Out	Ending Fund Balance
136038	W MAUI RECYCLED WTR SYSTEM EXP	2016	(548,353.99)					(548,353.99)
136038	W MAUI RECYCLED WTR SYSTEM EXP	2017	(548,353.99)					(548,353.99)
				0.00	0.00	0.00	0.00	
146903	ELECTRONIC DEVICE RECYCLING	2016	23,809.57					23,809.57
146903	ELECTRONIC DEVICE RECYCLING	2017	23,809.57					23,809.57
				0.00	0.00	0.00	0.00	
146906	HYATT/W MAUI RECYCLED WATER	2016	(475,476.00)					(475,476.00)
146906	HYATT/W MAUI RECYCLED WATER	2017	(475,476.00)					(475,476.00)
				0.00	0.00	0.00	0.00	
146907	STARWOOD/W MAUI RECYCLED WATER	2016	(931,920.00)	(465,960.00)				(1,397,880.00)
146907	STARWOOD/W MAUI RECYCLED WATER	2017	(1,397,880.00)					(1,397,880.00)
				(465,960.00)	0.00	0.00	0.00	
156900	USED MOTOR OIL COLLECTION FY15	2016	14,400.99	(22,450.12)	8,125.00			75.87
156900	USED MOTOR OIL COLLECTION FY15	2017	75.87					75.87
				(22,450.12)	8,125.00	0.00	0.00	
156903	ELECTRONIC DEVICE RECYCLING	2016	100,000.00					100,000.00
156903	ELECTRONIC DEVICE RECYCLING	2017	100,000.00					100,000.00
				0.00	0.00	0.00	0.00	
156907	GLASS RECOVERY PROGRAM	2016	(37,020.00)					(37,020.00)
156907	GLASS RECOVERY PROGRAM	2017	(37,020.00)					(37,020.00)
				0.00	0.00	0.00	0.00	
166709	ADVANCE GLASS DISPOSAL FEE	2016			55,333.32			55,333.32
166709	ADVANCE GLASS DISPOSAL FEE	2017	55,333.32					55,333.32
				0.00	55,333.32	0.00	0.00	
166710	ELECTRONIC DEVICE RECYCLING	2016			36,500.00			36,500.00
166710	ELECTRONIC DEVICE RECYCLING	2017	36,500.00		13,500.00			50,000.00
				0.00	50,000.00	0.00	0.00	
Grand Total				(488,410.12)	113,458.32	0.00	0.00	



III. Expenditures



County of Maui
Statement of Appropriations and Expenditures
Operations by Activity
Fiscal Year Ending 6/30/17 - as of 12/31/2016

Activity	Prior Year Encumbrance 6/30/2016	Amended Annual Estimate	Year to Date Expended	Current Encumbrance 12/31/2016	Balance Available	% of Budget Available
* Program ** Fund *** Department						
County Council						
01000 Council services	215,477	5,620,409	2,174,840	345,909	3,315,137	59.0 %
010 * COUNCIL SERVICES PROGRAM	215,477	5,620,409	2,174,840	345,909	3,315,137	59.0 %
01300 COUNTY AUDITOR PROGRAM	261,361	1,180,527	390,828	83,481	967,580	82.0 %
013 * COUNTY AUDITOR PROGRAM	261,361	1,180,527	390,828	83,481	967,580	82.0 %
Fund ** GENERAL FUND	476,838	6,800,936	2,565,668	429,390	4,282,717	63.0 %
Dept *** County Council	476,838	6,800,936	2,565,668	429,390	4,282,717	63.0 %
County Clerk						
02000 County clerk	103,283	1,744,443	875,948	103,283	868,495	49.8 %
020 * COUNTY CLERK PROGRAM	103,283	1,744,443	875,948	103,283	868,495	49.8 %
Fund ** GENERAL FUND	103,283	1,744,443	875,948	103,283	868,495	49.8 %
Dept *** County Clerk	103,283	1,744,443	875,948	103,283	868,495	49.8 %
Office of the Mayor						
03000 Office of mayor administration	4,694	1,500,595	706,130	59,669	739,489	49.3 %
030 * OFFICE OF MAYOR ADMIN PROGRAM	4,694	1,500,595	706,130	59,669	739,489	49.3 %
04000 Economic development	6,587	1,252,997	626,723	113,846	519,018	41.4 %
04001 Molokai economic dev & cultura	104,761	140,000	71,261	64,065	109,436	78.2 %
04009 Agriculture promotion	84,806	215,000	47,231	110,344	142,232	66.2 %
04010 Aquaculture & marine resources	35,311		26,400	8,912		-
04011 Film industry promotions	1,214	125,000	31,319		94,895	75.9 %
04013 Maui county farm bureau	148,478	305,000	103,401	45,077	305,000	100.0 %
04014 Maui economic development boar	234,838	830,000	108,578	126,260	830,000	100.0 %
04015 Maui visitors bureau	181	4,200,000	1,501,737	2,698,263	181	0.0 %
04017 Small business/high tech promo	11,261	100,000	35,144	6,155	69,962	70.0 %
04030 Maui arts & cultural center	31,827	318,270	31,827	318,270		0.0 %

County of Maui
Statement of Appropriations and Expenditures
Operations by Activity
Fiscal Year Ending 6/30/17 - as of 12/31/2016

Activity			Prior Year	Amended	Year	Current	Balance	% of
* Program	** Fund	*** Department	Encumbrance	Annual	to Date	Encumbrance	Available	Budget
			6/30/2016	Estimate	Expended	12/31/2016		Available
04037		Business research library	33,256	72,100	30,683	2,574	72,100	100.0 %
04039		Hui o waa kaulua		120,000			120,000	100.0 %
04054		Environmental protection	1,202,855	1,400,000	513,003	830,553	1,259,299	89.9 %
04057		East Maui econ dev/cultural	56,773	100,000	36,754	31,200	88,819	88.8 %
04066		UH tropical ag/human resources	90,830	75,000	20,204	145,626		0.0 %
04068		MEO bus dev cp microenterprise	105,438	275,000	54,588	325,850		0.0 %
04070		Maui nui botanical gardens	39,050	150,000	39,050	150,000		0.0 %
04079		Maui Arts&Cult Capital	870,000	450,000		870,000	450,000	100.0 %
04081		Grnt-Maui comm theater-lao imp	45,518	53,045	45,405		53,158	100.2 %
04082		Maui soil/water conservation		139,000	34,750	104,250		0.0 %
04083		Soil/water conservation-Moloka		22,000		22,000		0.0 %
04092		CULTURAL & ARTS PROGRAM	21,195	70,000	24,155	44,040	23,000	32.9 %
04093		Molokai Livestock Cooperative	10,300	10,000		10,300	10,000	100.0 %
04094		Academy of Hospitality & Touri	16,200	10,000		10,000	16,200	162.0 %
04106		Ke Ao I Ka Makani Ho'eha'ili	6,766		6,766			-
04108		KA 'OHANA O KALAUPAPA	23,584		23,584			-
04113		Ka Ipu Kukui fellows leadrshp	2,555	25,750	2,555		25,750	100.0 %
04117		Renewable energy programs		75,000	15,353		59,647	79.5 %
04118		Grnts Friends of Maui H School	12,876	65,000		12,876	65,000	100.0 %
04122		4-H UPCOUNTRY FAIR	1,367	35,000	1,367		35,000	100.0 %
04124		HANA ARTS	20,000	20,000	20,000		20,000	100.0 %
04125		Maui Eco Dev Brd-Maui HS prg m	50,780	45,000	3,160	47,620	45,000	100.0 %
04126		COQUI FROG ERADICATION PRJ	1,104,997	300,000	72,627	1,032,370	300,000	100.0 %
04130		HAI-MAK-PAI ECO DEVT&CULTURAL	28,673	175,000	45,139	101,534	57,000	32.6 %
04135		Ma Ka Hana Ka Ike-OED		90,000		90,000		0.0 %
04139		Festivals of aloha		50,000	34,948	15,052		0.0 %
04145		Lanai eco dev & cultural prgs	87,963	200,000	23,406	78,516	186,042	93.0 %
04148		SISTER CITY PROGRAM	22,500	15,000	9,646	12,854	15,000	100.0 %
04151		Maui Film Festival	25,000	25,000	25,000		25,000	100.0 %

County of Maui
Statement of Appropriations and Expenditures
Operations by Activity
Fiscal Year Ending 6/30/17 - as of 12/31/2016

Activity	Prior Year	Amended	Year	Current	Balance	% of
* Program ** Fund *** Department	Encumbrance	Annual	to Date	Encumbrance	Available	Budget
	6/30/2016	Estimate	Expended	12/31/2016		Available
04152 Lahaina Boat Day	2,880	25,750		2,880	25,750	100.0 %
04154 Made in maui county festival		100,000		100,000		0.0 %
04404 Economic dev initiatives prg	43,967	150,000	81,204	40,210	72,553	48.4 %
32169 Arts education/innovative prg		424,360		424,360		0.0 %
040 * MAYOR ADMIN ECONOMIC DEV PRGMS	4,584,587	12,253,272	3,746,968	7,995,857	5,095,042	41.6 %
12300 BUDGET	21,572	487,941	246,384	2,400	260,730	53.4 %
123 * BUDGET PROGRAM	21,572	487,941	246,384	2,400	260,730	53.4 %
Fund ** GENERAL FUND	4,610,853	14,241,808	4,699,482	8,057,926	6,095,261	42.8 %
Dept *** Office of the Mayor	4,610,853	14,241,808	4,699,482	8,057,926	6,095,261	42.8 %
Management						
06000 Management	173,502	1,319,336	594,319	114,494	784,025	59.4 %
06011 County Facilities Security Pro		216,000			216,000	100.0 %
32178 West maui veterans club		4,000			4,000	100.0 %
060 * MANAGEMENT PROGRAM	173,502	1,539,336	594,319	114,494	1,004,025	65.2 %
06500 Management information systems	3,610,494	9,268,379	4,263,078	2,585,325	6,030,468	65.1 %
065 * MANAGEMENT INFORMATION SYSTEMS	3,610,494	9,268,379	4,263,078	2,585,325	6,030,468	65.1 %
06600 Geographic information systems	5,234	410,947	126,376	16,624	273,181	66.5 %
066 * GEOGRAPHIC INFORMATION SYSTEMS	5,234	410,947	126,376	16,624	273,181	66.5 %
Fund ** GENERAL FUND	3,789,230	11,218,662	4,983,773	2,716,443	7,307,674	65.1 %
06003 Moku'ula and Mokuhinia		400,000			400,000	100.0 %
060 * MANAGEMENT PROGRAM	0	400,000	0	0	400,000	100.0 %
Fund ** SPECIAL REVENUE FUND	0	400,000	0	0	400,000	100.0 %
Dept *** Management	3,789,230	11,618,662	4,983,773	2,716,443	7,707,674	66.3 %

County of Maui
Statement of Appropriations and Expenditures
Operations by Activity
Fiscal Year Ending 6/30/17 - as of 12/31/2016

Activity * Program ** Fund *** Department	Prior Year Encumbrance 6/30/2016	Amended Annual Estimate	Year to Date Expended	Current Encumbrance 12/31/2016	Balance Available	% of Budget Available
Corporation Counsel						
07000 Legal services	49,109	3,426,617	1,542,161	54,522	1,879,044	54.8 %
070 * LEGAL SERVICES PROGRAM	49,109	3,426,617	1,542,161	54,522	1,879,044	54.8 %
Fund ** GENERAL FUND	49,109	3,426,617	1,542,161	54,522	1,879,044	54.8 %
Dept *** Corporation Counsel	49,109	3,426,617	1,542,161	54,522	1,879,044	54.8 %
Prosecuting Attorney						
08000 Prosecutors administration	4,193	836,656	411,977	79,489	349,384	41.8 %
080 * PROSECUTORS ADMIN PROGRAM	4,193	836,656	411,977	79,489	349,384	41.8 %
09000 General prosecution	840	5,385,168	2,437,839	840	2,947,329	54.7 %
090 * GENERAL PROSECUTION PROGRAM	840	5,385,168	2,437,839	840	2,947,329	54.7 %
Fund ** GENERAL FUND	5,033	6,221,824	2,849,816	80,329	3,296,713	53.0 %
Dept *** Prosecuting Attorney	5,033	6,221,824	2,849,816	80,329	3,296,713	53.0 %
Finance						
10000 Finance Administration	2,990	738,356	361,742	10,446	369,159	50.0 %
100 * FINANCE ADMIN PROGRAM	2,990	738,356	361,742	10,446	369,159	50.0 %
11000 Treasury	64,970	1,113,033	489,112	115,343	573,547	51.5 %
110 * TREASURY PROGRAM	64,970	1,113,033	489,112	115,343	573,547	51.5 %
12000 Accounts	45,023	1,645,450	668,355	254,564	767,554	46.6 %
120 * ACCOUNTS PROGRAM	45,023	1,645,450	668,355	254,564	767,554	46.6 %
13000 Purchasing	10,331	460,949	212,433	30,522	228,326	49.5 %
130 * PURCHASING PROGRAM	10,331	460,949	212,433	30,522	228,326	49.5 %
14000 Financial services	1,203,471	6,789,156	2,948,790	1,078,060	3,965,780	58.4 %
14003 CW svc ctr-annual lease costs	187,586	506,800	264,443	187,586	242,357	47.8 %

County of Maui
Statement of Appropriations and Expenditures
Operations by Activity
Fiscal Year Ending 6/30/17 - as of 12/31/2016

Activity			Prior Year	Amended	Year	Current	Balance	% of
* Program	** Fund	*** Department	Encumbrance 6/30/2016	Annual Estimate	to Date Expended	Encumbrance 12/31/2016	Available	Budget Available
140	*	FINANCIAL SERVICES	1,391,057	7,295,956	3,213,233	1,265,646	4,208,137	57.7 %
17001		Countywide fringe benefits	261,743	57,047,410	22,952,631	256,648	34,099,874	59.8 %
17002		Interfund Fringe Reimbursement			(45,292)		45,292	-
17003		Bond issuance & debt services		6,162,967	7,770	7,904	6,147,293	99.7 %
17005		Supplemental transfer golf		2,767,331	1,383,666		1,383,665	50.0 %
17006		Supplemental transfer solidwst		11,828,064	5,714,032		6,114,032	51.7 %
17009		Insurance & self insurance	725,919	12,700,000	4,807,820	652,768	7,965,330	62.7 %
17012		Open space, natural resources		2,734,892	2,734,892			0.0 %
17013		CW affordable housing fund		5,469,783	5,469,783			0.0 %
17014		Countywide general costs	23,045	936,126	428,825	24,079	506,266	54.1 %
17015		Overhead reimbursement		(22,043,724)	(10,246,100)		(11,797,624)	53.5 %
17016		Transfer to Emergency Fund		4,000,000	4,000,000			0.0 %
17019		Post-Employment Obligations Fd		16,172,000	16,172,000			0.0 %
170	*	COUNTY WIDE COSTS PROGRAM	1,010,707	97,774,849	53,380,027	941,399	44,464,128	45.5 %
Fund	**	GENERAL FUND	2,525,078	109,028,593	58,324,902	2,617,920	50,610,851	46.4 %
17003		Bond issuance & debt services		41,076,319	17,961,785		23,114,537	56.3 %
170	*	COUNTY WIDE COSTS PROGRAM	0	41,076,319	17,961,785	0	23,114,537	56.3 %
Fund	**	DEBT SERVICE FUND	0	41,076,319	17,961,785	0	23,114,537	56.3 %
Dept	***	Finance	2,525,078	150,104,912	76,286,687	2,617,920	73,725,388	49.1 %
Personnel Services								
18000		Personnel services	16,335	1,579,802	679,679	93,679	822,778	52.1 %
180	*	PERSONNEL SERVICES PROGRAM	16,335	1,579,802	679,679	93,679	822,778	52.1 %
Fund	**	GENERAL FUND	16,335	1,579,802	679,679	93,679	822,778	52.1 %
Dept	***	Personnel Services	16,335	1,579,802	679,679	93,679	822,778	52.1 %
Planning								

County of Maui
Statement of Appropriations and Expenditures
Operations by Activity
Fiscal Year Ending 6/30/17 - as of 12/31/2016

Activity	Prior Year	Amended	Year	Current	Balance	% of
* Program ** Fund *** Department	Encumbrance	Annual	to Date	Encumbrance	Available	Budget
	6/30/2016	Estimate	Expended	12/31/2016		Available
19000 Planning	108,779	5,108,655	2,227,008	410,965	2,579,463	50.5 %
19005 Development fee impact study	3,095			3,095		-
19006 General plan update	56,213			56,213		-
19021 Maui redevelopment agency	125,821	183,500	108,793	40,842	159,686	87.0 %
19035 UH-Maui Sea Grant		88,975	13,009	70,907	5,059	5.7 %
19039 Development mitigation fee stu	15,280			15,280		-
19042 Small Town Planning	15,178			15,178		-
19063 Cultural resource management		25,000			25,000	100.0 %
19066 Puunene airprt master pln updt	9,123			9,123		-
19067 Envrnmtl assmnts-Planning	4,164			4,164		-
19613 Wailuku first friday events		25,000			25,000	100.0 %
190 * PLANNING PROGRAM	337,653	5,431,130	2,348,810	625,767	2,794,208	51.4 %
Fund ** GENERAL FUND	337,653	5,431,130	2,348,810	625,767	2,794,208	51.4 %
Dept *** Planning	337,653	5,431,130	2,348,810	625,767	2,794,208	51.4 %
Police						
26000 Police administration	83,110	5,022,012	2,466,347	103,863	2,534,914	50.5 %
260 * POLICE ADMINISTRATION PROGRAM	83,110	5,022,012	2,466,347	103,863	2,534,914	50.5 %
27000 Investigative service	46,267	10,900,351	4,848,439	78,480	6,019,698	55.2 %
270 * INVESTIGATIVE SERVICE PROGRAM	46,267	10,900,351	4,848,439	78,480	6,019,698	55.2 %
28000 Uniformed patrol services	761,278	29,255,144	14,196,779	270,070	15,549,576	53.2 %
280 * UNIFORMED PATROL SERVICES PROG	761,278	29,255,144	14,196,779	270,070	15,549,576	53.2 %
29000 Technical & support services	814,850	9,136,129	3,902,989	803,060	5,244,933	57.4 %
290 * TECHNICAL & SUPPORT SVCS PROG	814,850	9,136,129	3,902,989	803,060	5,244,933	57.4 %
Fund ** GENERAL FUND	1,705,505	54,313,636	25,414,554	1,255,473	29,349,121	54.0 %

County of Maui
Statement of Appropriations and Expenditures
Operations by Activity
Fiscal Year Ending 6/30/17 - as of 12/31/2016

Activity * Program ** Fund *** Department	Prior Year Encumbrance 6/30/2016	Amended Annual Estimate	Year to Date Expended	Current Encumbrance 12/31/2016	Balance Available	% of Budget Available
Dept *** Police	1,705,505	54,313,636	25,414,554	1,255,473	29,349,121	54.0 %
Fire and Public Safety						
22000 Fire control admin & maint	180,854	2,619,455	1,214,188	168,976	1,417,149	54.1 %
220 * FIRE CONTROL ADMIN/MAINT PROG	180,854	2,619,455	1,214,188	168,976	1,417,149	54.1 %
23000 Fire control training	81,077	1,193,916	502,262	46,267	726,469	60.8 %
230 * FIRE CONTROL TRAINING PROGRAM	81,077	1,193,916	502,262	46,267	726,469	60.8 %
24000 Fire rescue operations	483,386	28,237,581	15,024,630	1,521,411	12,174,937	43.1 %
240 * FIRE RESCUE OPERATIONS PROGRAM	483,386	28,237,581	15,024,630	1,521,411	12,174,937	43.1 %
25000 Fire prevention	8,305	922,853	425,850	5,219	500,090	54.2 %
250 * FIRE PREVENTION PROGRAM	8,305	922,853	425,850	5,219	500,090	54.2 %
25200 Ocean safety adm/ocean safety		3,432,557	1,615,758	2,653	1,814,146	52.9 %
252 * OCEAN SAFETY PROGRAM	0	3,432,557	1,615,758	2,653	1,814,146	52.9 %
Fund ** GENERAL FUND	753,622	36,406,362	18,782,688	1,744,526	16,632,791	45.7 %
Dept *** Fire and Public Safety	753,622	36,406,362	18,782,688	1,744,526	16,632,791	45.7 %
Civil Defense						
21000 Civil defense	584	650,507	241,222	325	409,544	63.0 %
21003 GRNT AMERICAN RED CROSS		25,000		25,000		0.0 %
210 * CIVIL DEFENSE PROGRAM	584	675,507	241,222	25,325	409,544	60.6 %
Fund ** GENERAL FUND	584	675,507	241,222	25,325	409,544	60.6 %
Dept *** Civil Defense	584	675,507	241,222	25,325	409,544	60.6 %
Liquor Control						
20000 Liquor control general	11,114	2,048,808	691,336	95,029	1,273,556	62.2 %
20002 Liquor admin overhead charges		1,131,097	368,755		762,342	67.4 %

County of Maui
Statement of Appropriations and Expenditures
Operations by Activity
Fiscal Year Ending 6/30/17 - as of 12/31/2016

Activity * Program ** Fund *** Department	Prior Year Encumbrance 6/30/2016	Amended Annual Estimate	Year to Date Expended	Current Encumbrance 12/31/2016	Balance Available	% of Budget Available
200 * LIQUOR CONTROL GENERAL PROG	11,114	3,179,905	1,060,091	95,029	2,035,898	64.0 %
Fund ** GENERAL FUND	11,114	3,179,905	1,060,091	95,029	2,035,898	64.0 %
Dept *** Liquor Control	11,114	3,179,905	1,060,091	95,029	2,035,898	64.0 %
Housing and Human Concerns						
30000 Housing & human concerns admin	9,642	560,144	282,366	64,858	222,563	39.7 %
300 * HSG & HUMAN CONCERNS ADM PROG	9,642	560,144	282,366	64,858	222,563	39.7 %
31000 Housing	17,464	632,412	240,796	43,096	365,983	57.9 %
31006 Affordable rental housing prg		1,000,000	449,875	550,125		0.0 %
31007 Hale Mahaolu-Homeownership/hsg		80,000			80,000	100.0 %
310 * HOUSING PROGRAM	17,464	1,712,412	690,671	593,221	445,983	26.0 %
32000 Human concerns - general	89,410	5,316,672	2,365,612	254,679	2,785,790	52.4 %
32001 Hana Youth Center, Inc	1,363	147,041	73,521	73,521	1,363	0.9 %
32011 Women helping women		220,850	110,425	110,425		0.0 %
32012 Early childhood		106,090	85,545	20,545		0.0 %
32014 Substance abuse	55,849	533,650	169,849	185,000	234,650	44.0 %
32015 E Malama I Na Keiki preschool	3,459	86,335			89,794	104.0 %
32016 Homelessness programs		1,000,000	385,589	421,411	193,000	19.3 %
32017 Maui adult day care center		358,440	179,220	179,220		0.0 %
32018 MCC cooperative education	996	25,750	12,875	12,875	996	3.9 %
32019 MEO Headstart after school		245,040		245,040		0.0 %
32020 MEO headstart summer	17,500	180,250	17,500		180,250	100.0 %
32022 Community partnership grants	32,089		2,195	19,799	10,095	-
32025 Lanai Youth Center		172,086	86,043	86,043		0.0 %
32029 Kihei Youth Center	1,957	245,285	122,643	122,643	1,957	0.8 %
32034 Youth	11,548	110,321	25,750	37,030	59,089	53.6 %
32036 Maui family support services		65,564		65,564		0.0 %
32039 J. Walter Cameron center expsn		90,000			90,000	100.0 %

County of Maui
Statement of Appropriations and Expenditures
Operations by Activity
Fiscal Year Ending 6/30/17 - as of 12/31/2016

Activity			Prior Year	Amended	Year	Current	Balance	% of
* Program	** Fund	*** Department	Encumbrance	Annual	to Date	Encumbrance	Available	Budget
			6/30/2016	Estimate	Expended	12/31/2016		Available
32040		Big brothers & sisters		105,892	52,946	52,946		0.0 %
32058		Mental health associaiton		65,207	32,604	32,604		0.0 %
32062		Self sufficiency	2,634	98,526	9,600	78,600	12,960	13.2 %
32064		Hana community association	8,239	84,863	33,819	50,702	8,581	10.1 %
32070		MEO infant toddler care		97,850		97,850		0.0 %
32084		Maui community food bank		355,350	177,675	177,675		0.0 %
32085		Maui arts & performing academy		15,450	7,725	7,725		0.0 %
32088		Hui Malama learning center		282,843			282,843	100.0 %
32090		FAM SPT-TEEN VOICES	1	42,630	21,316	21,314	1	0.0 %
32093		BOY SCOUTS OF AMERICA	44,428		44,428			-
32094		Salvation Army		142,000	71,000	71,000		0.0 %
32100		Grant for Molokai Youth Ctr		257,500		257,500		0.0 %
32102		IMUA FAMILY SERVICES		36,050		36,050		0.0 %
32104		Paia Youth Council, Inc		230,978	173,234	57,745		0.0 %
32106		Boys/Girls Club of Maui, Inc		1,026,910	494,264	532,646		0.0 %
32109		Maui Farm		242,573	121,287	121,287		0.0 %
32110		YOUTH ALCOHOL EDUC AWARENESS	30,000	100,000	70,620	18,750	40,630	40.6 %
32111		Coalition for Drug Free Lanai		43,272	32,454	10,818		0.0 %
32116		MEO ENLACE HISPANO PROGRAM		98,417	49,208	49,209		0.0 %
32117		Lahaina tutoring project		11,000	2,750	8,250		0.0 %
32119		Volunter ctr projct graduation		47,741			47,741	100.0 %
32120		Ohana Makamae	22,677	90,707		22,677	90,707	100.0 %
32127		National Kidney Foundation/HI		25,000			25,000	100.0 %
32130		Lanai women's center		82,610	41,305	41,305		0.0 %
32135		Grnths/Disb-Svcs-Frail/Elderly	203,312	861,739	295,954	578,892	190,206	22.1 %
32136		Kansha preschool	10,000			10,000		-
32142		MEO UNDERAGE DRINKING		51,500	25,750	25,750		0.0 %
32146		MEO Planning&Coordinating		85,490	42,746	42,744		0.0 %
32148		MOLOKAI COM'TY HEALTH CTR	8				8	-

County of Maui
Statement of Appropriations and Expenditures
Operations by Activity
Fiscal Year Ending 6/30/17 - as of 12/31/2016

Activity	Prior Year	Amended	Year	Current	Balance	% of
* Program ** Fund *** Department	Encumbrance	Annual	to Date	Encumbrance	Available	Budget
	6/30/2016	Estimate	Expended	12/31/2016		Available
32149 Grnt-Best Buddies prgrm		85,000	42,500	42,500		0.0 %
32150 MEO B.E.S.T. REINTEGRATION		106,090	53,046	53,044		0.0 %
32152 HALE MAKUA		200,000	100,000	100,000		0.0 %
32156 LANAI YOUTH CTR FACILITY	75,000	150,000	50,000	25,000	150,000	100.0 %
32158 Hawaiian Kamalii Inc.		18,672		18,672		0.0 %
32159 MEO youth services	5,432	200,850	100,426	100,424	5,432	2.7 %
32160 MAUI YOUTH & FAMILY SVC, INC		100,000			100,000	100.0 %
32162 FEED MY SHEEP		75,000	37,500	37,500		0.0 %
32163 Hale mahaolu personal care prg	51,500	106,090	(103,000)	103,000	157,590	148.5 %
32167 Special Olympics Hawaii grnts		38,247	19,123	19,124		0.0 %
32169 Arts education/innovative prg	6,206				6,206	-
32171 MENTAL HEALTH KOKUA		100,000			100,000	100.0 %
32172 ROMAN CATHOLIC CHURCH SOH	3,000			3,000		-
32175 KUPUNA CARE SVC	42,357		35,157	7,200		-
32179 Food, shelter & safty grants		860,630	336,150	319,450	205,030	23.8 %
320 * HUMAN CONCERNS PROGRAM	718,965	15,526,051	6,108,354	5,066,748	5,069,919	32.7 %
33000 Animal management		100,000			100,000	100.0 %
33003 Animal Sheltering Program	12,156	863,255	431,628	441,928	1,856	0.2 %
33006 ANIMAL ENFORCEMENT PROGRAM	6,176	569,057		6,176	569,057	100.0 %
33010 Grant 2 Molokai Humane Society		137,634			137,634	100.0 %
33012 Grant 2 Lanai Animal Rescue		15,000	7,500	7,500		0.0 %
330 * ANIMAL MANAGMENT PROGRAM	18,332	1,684,946	439,128	455,604	808,547	48.0 %
Fund ** GENERAL FUND	764,403	19,483,553	7,520,519	6,180,431	6,547,012	33.6 %
Dept *** Housing and Human Concerns	764,403	19,483,553	7,520,519	6,180,431	6,547,012	33.6 %
Parks and Recreation						
34000 Parks & recreation administrat	36,386	1,744,867	836,129	42,335	902,787	51.7 %
34002 MCCC workline		117,000		117,000		0.0 %

County of Maui
Statement of Appropriations and Expenditures
Operations by Activity
Fiscal Year Ending 6/30/17 - as of 12/31/2016

Activity	Prior Year	Amended	Year	Current	Balance	% of
* Program ** Fund *** Department	Encumbrance	Annual	to Date	Encumbrance	Available	Budget
	6/30/2016	Estimate	Expended	12/31/2016		Available
34012 Lahaina restoration foundation		178,828	41,123	137,705		0.0 %
34016 Lahaina Rtrn Capital	688,071		449,441	238,630		-
34018 HAIKU COM'TY ASSOCIATION	26,197			26,197		-
34019 Tom Morrow Equestrian Arena		30,000		29,985	15	0.0 %
340 * PARKS & REC ADMIN PROG	750,654	2,070,695	1,326,693	591,852	902,802	43.6 %
35000 Park maintenance	862,851		517,332	344,340	1,178	-
350 * PARK MAINTENANCE PROGRAM	862,851	0	517,332	344,340	1,178	--
35300 PARKS PROGRAM		6,052,346	2,050,239	556,427	3,445,682	56.9 %
353 * PARKS PROGRAM	0	6,052,346	2,050,239	556,427	3,445,682	56.9 %
36000 Planning & development	203,539		46,436	157,103		-
360 * PLANNING & DEVELOPMENT PROGRAM	203,539	0	46,436	157,103	0	--
37000 Recreation & support services	855,732	20,851,423	10,604,213	1,761,609	9,341,337	44.8 %
370 * RECREATION & SUPPORT SVCS PROG	855,732	20,851,423	10,604,213	1,761,609	9,341,337	44.8 %
38000 PALS	124,798		70,889	14,508	39,402	-
380 * PALS PROGRAM	124,798	0	70,889	14,508	39,402	--
40000 Aquatics	273,808		174,726	96,791	2,290	-
400 * AQUATICS PROGRAM	273,808	0	174,726	96,791	2,290	--
Fund ** GENERAL FUND	3,071,382	28,974,464	14,790,528	3,522,630	13,732,691	47.4 %
34020 Lahaina restoration Park Asses		500,000			500,000	100.0 %
340 * PARKS & REC ADMIN PROG	0	500,000	0	0	500,000	100.0 %
Fund ** SPECIAL REVENUE FUND	0	500,000	0	0	500,000	100.0 %
42000 Waiehu golf course	465,325	2,117,035	1,028,411	695,990	857,959	40.5 %
42002 Waiehu golf ERS & FICA		231,550	117,650		113,900	49.2 %

County of Maui
Statement of Appropriations and Expenditures
Operations by Activity
Fiscal Year Ending 6/30/17 - as of 12/31/2016

Activity			Prior Year	Amended	Year	Current	Balance	% of
* Program	** Fund	*** Department	Encumbrance	Annual	to Date	Encumbrance	Available	Budget
			6/30/2016	Estimate	Expended	12/31/2016		Available
42003	Waiehu golf health fund			162,226	84,722		77,504	47.8 %
42004	Waiehu golf admin overhead			1,244,733	644,089		600,644	48.3 %
42005	Waiehu golf debt service			382,308	191,154		191,154	50.0 %
42007	Golf contribution to OPEB			90,647	45,324		45,323	50.0 %
420	* WAIEHU GOLF COURSE PROGRAM		465,325	4,228,499	2,111,350	695,990	1,886,484	44.6 %
Fund **	ENTERPRISE FUND		465,325	4,228,499	2,111,350	695,990	1,886,484	44.6 %
Dept ***	Parks and Recreation		3,536,707	33,702,963	16,901,878	4,218,620	16,119,175	47.8 %
Public Works								
43000	Public works administration		14,015	564,571	254,050	5,176	319,360	56.6 %
430	* PUBLIC WORKS ADMIN PROGRAM		14,015	564,571	254,050	5,176	319,360	56.6 %
44000	Engineering		597,742	4,129,566	1,745,329	378,597	2,603,381	63.0 %
440	* ENGINEERING PROGRAM		597,742	4,129,566	1,745,329	378,597	2,603,381	63.0 %
45000	Special maintenance		62,577	3,804,606	1,272,135	341,998	2,253,052	59.2 %
450	* SPECIAL MAINTENANCE PROGRAM		62,577	3,804,606	1,272,135	341,998	2,253,052	59.2 %
46000	Development services admin		11,381	2,401,773	1,044,916	12,235	1,356,004	56.5 %
460	* DEVELOPMENT SERVICES ADMINSTRN		11,381	2,401,773	1,044,916	12,235	1,356,004	56.5 %
Fund **	GENERAL FUND		685,715	10,900,516	4,316,430	738,006	6,531,797	59.9 %
50000	Highway administration	858		597,992	266,759		332,091	55.5 %
50002	Highway ERS & FICA			1,734,105	811,189		922,916	53.2 %
50003	Highway health fund			1,214,929	582,618		632,311	52.0 %
50004	Highway debt service			5,541,197	2,770,599		2,770,598	50.0 %
50005	Highway admin overhead			4,500,585	2,135,263		2,365,322	52.6 %
50006	Supplemental trfs bikeway fund			87,913	43,956		43,957	50.0 %
50007	Supplemental trfs general fund			989,262	494,631		494,631	50.0 %
50009	Highway beautification-hwy div			300,000	300,000			0.0 %

County of Maui
Statement of Appropriations and Expenditures
Operations by Activity
Fiscal Year Ending 6/30/17 - as of 12/31/2016

Activity * Program ** Fund *** Department	Prior Year Encumbrance 6/30/2016	Amended Annual Estimate	Year to Date Expended	Current Encumbrance 12/31/2016	Balance Available	% of Budget Available
50011 Highways contribution to OPEB		678,868	339,434		339,434	50.0 %
500 * HIGHWAY ADMINISTRATION PROGRAM	858	15,644,851	7,744,449	0	7,901,260	50.5 %
51000 Road/bridge/drain maintenance	476,195	9,552,709	4,189,378	204,457	5,635,071	59.0 %
510 * ROAD/BRIDGE/DRAIN MAINT PROG	476,195	9,552,709	4,189,378	204,457	5,635,071	59.0 %
52000 Traffic signs & marking	42,230	1,373,477	581,508	43,774	790,426	57.5 %
520 * TRAFFIC SIGNS/MARKING PROGRAM	42,230	1,373,477	581,508	43,774	790,426	57.5 %
53000 Garage services	41,370	1,263,960	516,509	66,616	722,210	57.1 %
530 * GARAGE SERVICES PROGRAM	41,370	1,263,960	516,509	66,616	722,210	57.1 %
62000 Residential collection			(416)		416	-
620 * RESIDENTIAL COLLECTION	0	0	(416)	0	416	- -
Fund ** SPECIAL REVENUE FUND	560,653	27,834,997	13,031,428	314,847	15,049,383	54.1 %
Dept *** Public Works	1,246,368	38,735,513	17,347,858	1,052,853	21,581,180	55.7 %
Transportation						
65000 TRANSPORTATION ADMIN/GEN FUND	207,292	1,496,103	485,503	925,618	292,272	19.5 %
650 * TRANSPORTATION	207,292	1,496,103	485,503	925,618	292,272	19.5 %
65301 HUMAN SVC TRANS/GEN FUND	750,000	6,180,013	3,090,007	3,840,007		0.0 %
653 * HUMAN SERVICE TRANSPORTN PRG	750,000	6,180,013	3,090,007	3,840,007	0	0.0 %
65900 AIR AMBULANCE PRG/GEN FUND		672,215	672,215			0.0 %
659 * AIR AMBULANCE PROGRAM	0	672,215	672,215	0	0	0.0 %
Fund ** GENERAL FUND	957,292	8,348,331	4,247,725	4,765,625	292,272	3.5 %
65001 TRANSPORTATION ADMIN/HWY FUND		400,000	(48,158)	46,331	401,827	100.5 %
125 * ADMINISTRATION PROGRAM	0	400,000	(48,158)	46,331	401,827	100.5 %

County of Maui
Statement of Appropriations and Expenditures
Operations by Activity
Fiscal Year Ending 6/30/17 - as of 12/31/2016

Activity * Program ** Fund *** Department	Prior Year Encumbrance 6/30/2016	Amended Annual Estimate	Year to Date Expended	Current Encumbrance 12/31/2016	Balance Available	% of Budget Available
65034 TRANSPORTATION SHELTER CLEAN'G	7,095			7,095		-
65039 PUBLIC TRANSIT/HIGHWAY FUND	617,651	10,365,515	5,062,464	5,894,063	26,640	0.3 %
655 * PUBLIC TRANSIT PROGRAM	624,746	10,365,515	5,062,464	5,901,158	26,640	0.3 %
Fund ** SPECIAL REVENUE FUND	624,746	10,765,515	5,014,306	5,947,489	428,467	4.0 %
Dept *** Transportation	1,582,038	19,113,846	9,262,031	10,713,114	720,739	3.8 %
Environmental Management						
54000 Environmental mgt administratn	7,097	616,375	279,977	42,907	300,587	48.8 %
54010 Community Work Day		205,500	102,500	102,500	500	0.2 %
540 * ENVIRONMENTAL MGT ADMIN PRGRAM	7,097	821,875	382,477	145,407	301,087	36.6 %
Fund ** GENERAL FUND	7,097	821,875	382,477	145,407	301,087	36.6 %
54219 EP & S SOLID WASTE ALTERNATIVE	262,190	5,057,955	2,066,180	1,284,190	1,969,778	38.9 %
542 * ENV PROTECTION & SUBSTAINABILI	262,190	5,057,955	2,066,180	1,284,190	1,969,778	38.9 %
55000 Wastewater administration	73,033	2,967,951	1,163,112	608,396	1,269,475	42.8 %
55002 Wastewater ERS & FICA		1,838,476	809,464		1,029,012	56.0 %
55003 Wastewater health fund		1,288,052	583,221		704,831	54.7 %
55004 Wastewater debt service		8,975,616	4,487,808		4,487,808	50.0 %
55005 Wastewater admin overhead		4,151,453	1,856,069		2,295,384	55.3 %
55008 Wastewater contributn to OPEB		719,727	359,864		359,864	50.0 %
55009 Wastewater reimb-GF-DEM admin		462,023			462,023	100.0 %
55010 CW SEWER CI RESERVE FUND		2,678,431			2,678,431	100.0 %
550 * WASTEWATER ADMIN PROGRAM	73,033	23,081,729	9,259,538	608,396	13,286,828	57.6 %
56000 Wastewater reclamation	1,373,436	21,677,671	9,668,262	1,922,881	11,459,972	52.9 %
560 * WASTEWATER RECLAMATION PROGRAM	1,373,436	21,677,671	9,668,262	1,922,881	11,459,972	52.9 %
60000 Solid waste administration	4,609	1,319,136	533,698	137,874	652,172	49.4 %
60002 Solid waste ERS & FICA		1,558,937	678,019		880,918	56.5 %


County of Maui
Statement of Appropriations and Expenditures
Operations by Activity
Fiscal Year Ending 6/30/17 - as of 12/31/2016

Activity	Prior Year	Amended	Year	Current	Balance	% of
* Program ** Fund *** Department	Encumbrance	Annual	to Date	Encumbrance	Available	Budget
	6/30/2016	Estimate	Expended	12/31/2016		Available
60003 Solid waste health fund		1,092,205	483,974		608,231	55.7 %
60004 Solid waste debt service		5,027,310	2,513,655		2,513,655	50.0 %
60005 Solid waste admin overhead		5,226,264	2,272,427		2,953,837	56.5 %
60007 Solidwaste contributn to OPEB		610,293	305,147		305,147	50.0 %
60008 Solidwaste reimb-GF-DEM admin		354,621			354,621	100.0 %
600 * SOLID WASTE ADMINISTRATION	4,609	15,188,766	6,786,920	137,874	8,268,581	54.4 %
60200 Solidwaste operations	661,380	12,559,515	5,690,927	2,556,707	4,973,263	39.6 %
602 * SOLIDWASTE OPERATIONS	661,380	12,559,515	5,690,927	2,556,707	4,973,263	39.6 %
Fund ** SPECIAL REVENUE FUND	2,374,648	77,565,636	33,471,827	6,510,048	39,958,422	51.5 %
Dept *** Environmental Management	2,381,745	78,387,511	33,854,304	6,655,455	40,259,509	51.4 %
Water Supply						
70001 Water Administration	298,896	9,596,882	3,612,575	330,639	5,952,569	62.0 %
70004 Leeward Haleakala Forest Restn	220,000	195,000	25,853	194,147	195,000	100.0 %
70006 West Maui Partnershp-UH watrsd	287,500	350,000		287,500	350,000	100.0 %
70007 East Molokai Watershed Partner	179,803	250,000		429,803		0.0 %
70009 Miconia Containment & Removal	263,000	250,000		263,000	250,000	100.0 %
70010 East Maui Watershed Protection	460,944	505,000	119,484	506,078	340,381	67.4 %
70030 CW WATERSHED PROTECTION	137,558	80,000	53,129	84,429	80,000	100.0 %
70031 Puu Kukui Watershed Preserve	169,509	300,000	44,343	390,477	34,689	11.6 %
70032 HONOKOWAI/WAHIKULI WATERSHED	64,517	65,000	64,256	65,261		0.0 %
70033 UPCOUNTRY WATER EXP CI RESERVE		1,440,718			1,440,718	100.0 %
70036 Auwahi forest restoration proj		37,000			37,000	100.0 %
70037 Hawaii agriculture research ct		68,000		68,000		0.0 %
70038 Lokahi Pacific, Inc		219,000	158,228	60,772		0.0 %
700 * WATER ADMINISTRATION PROGRAM	2,081,727	13,356,600	4,077,868	2,680,106	8,680,357	65.0 %
70701 Water Debt Service Expenses		6,049,827	2,563,845		3,485,983	57.6 %
70702 Water Insurance Expenses		475,000			475,000	100.0 %

County of Maui
Statement of Appropriations and Expenditures
Operations by Activity
Fiscal Year Ending 6/30/17 - as of 12/31/2016

Activity			Prior Year	Amended	Year	Current	Balance	% of
* Program	** Fund	*** Department	Encumbrance	Annual	to Date	Encumbrance	Available	Budget
			6/30/2016	Estimate	Expended	12/31/2016		Available
70703		Water Overhead Charges		5,789,592	2,894,796		2,894,796	50.0 %
70704		Water Employee Fringe Benefits		6,106,654	2,602,095		3,504,559	57.4 %
70705		Water Refund for Mainline Exp		500,000			500,000	100.0 %
70707		Water Department Wide Expense		1,210,084	188,989		1,021,095	84.4 %
707	*	WATER DEPARTMENT WIDE EXPENSES	0	20,131,157	8,249,725	0	11,881,433	59.0 %
70901		Water Field Operations	1,066,863	33,398,746	11,091,449	1,755,160	21,619,004	64.7 %
709	*	WATER OPERATIONS PROGRAM	1,066,863	33,398,746	11,091,449	1,755,160	21,619,004	64.7 %
Fund	**	UTILITY ENTERPRISE FUND	3,148,590	66,886,503	23,419,042	4,435,266	42,180,794	63.1 %
Dept	***	Water Supply	3,148,590	66,886,503	23,419,042	4,435,266	42,180,794	63.1 %
COUNTY AUDITOR								
Grand Total			27,044,088	552,055,433	250,636,211	51,155,351	277,308,041	50.2 %

III. Expenditures



County of Maui
Statement of Appropriations and Expenditures
Grant Programs
Fiscal Year Ending 6/30/2017 - as of 12/31/2016

Index		Prior Year	Amended	Year	Current	Balance	% of	
* Program	** Fund	*** Department	Encumbrance / Carryover	Budget / Lapses	to Date Expended	Encumbrance 12/31/2016	Available	Budget Available
Office of the Mayor								
126059	FOOD AND ENERGY SECURITY PROJE		71,811				71,811	100.0 %
136187	HAWAII ST COMM/STATUS WOMEN		649				649	100.0 %
146302	WKFORCE INVESTMENT ACT DWP		14,497			11,087	3,410	23.5 %
146303	WKFORCE INVESTMENT ACT ADULT		14,376	(13,076)	1,300			0.0 %
156187	HAWAII ST COMM/STATUS WOMEN		231				231	100.0 %
156302	WKFORCE INVESTMENT ACT DWP		9,857	(16,612)	(6,755)			0.0 %
156305	WKFORCE INVESTM'T ACT ADULT		11,564	(11,556)	8			0.0 %
156308	HTA PRODUCT ENRICHMENT CY14		52,156	(25,131)	23,812		3,213	11.9 %
166122	COQUI FROG ERADCTN ACT51 SLH04		80,000	(99,996)	(19,996)			0.0 %
166785	HAWAII ST COMM/STATUS WOMEN		2,739		1,811		928	33.9 %
166810	WKFORCE INNOVATN OPPORTUNITY		183,757		5,870	145,310	32,577	17.7 %
166816	HTA PRODUCT ENRICHMENT CY16		256,572		122,303	96,900	37,369	14.6 %
166817	WIOA ADULT&DISLOCATED WORKER		348,512		171,484	101,200	75,828	21.8 %
166818	WIOA ADMIN PY2015		8,431		4,401		4,030	47.8 %
166819	INNOVATE HAWAII		10,000		10,000			0.0 %
166862	HAWAII STATE ENERGY			10,000			10,000	100.0 %
176187	MADE IN MAUI COUNTY FESTIVAL			5,000			5,000	100.0 %
176810	WIOA YOUTH ACTIVITIES			191,553	1,155	500	189,898	99.1 %
176817	WIOA ADULT PROGRAM			182,339		500	181,839	99.7 %
176818	WIOA ADMIN PY2016			58,409	46,040		12,369	21.2 %
176821	WIOA DISLOCATED WORKER			151,808		500	151,308	99.7 %
032	* MAYORS OFFICE STATE GRANTS		1,065,152	432,738	361,433	355,997	780,460	52.1 %
126006	THE MAUI FARM REHABILITATION		5,222				5,222	100.0 %
136106	THE MAUI FARM REHABILITATION		1,707				1,707	100.0 %
146336	WHW EMERGENCY SHELTER REHAB			128,226			128,226	100.0 %
146342	HANA LANDFILL WATER TRUCK		1,432	(1,432)				-
146343	WOMEN HELPING WOMEN DOM VIOLEN		72,431			72,431		0.0 %
146344	NA PU`UWAI ADULT DAY CARE EXP		110,000	(110,000)				-
146346	CDBG PROGRAM ADMIN FY2014		5		5			0.0 %
146347	KHAKO RENEWAL PRJ PH-1		108,899		18,788	90,112		0.0 %

County of Maui
Statement of Appropriations and Expenditures
Grant Programs
Fiscal Year Ending 6/30/2017 - as of 12/31/2016

Index		Prior Year	Amended	Year	Current	Balance	% of	
* Program	** Fund	*** Department	Encumbrance / Carryover	Budget / Lapses	to Date Expended	Encumbrance 12/31/2016	Available	Budget Available
156340	LANAI ER INCIDENT RESP VEHICLE		21,800				21,800	100.0 %
156342	IAO HOUSE REHABILITATION		17,500			17,500		0.0 %
156346	CDBG PROGRAM ADMIN FY15		91				91	100.0 %
166811	HO'OLEHUA PUMPER		900,000		898,447		1,553	0.2 %
166813	LCHC NEW FACILITY		499,226	(89,994)			409,232	100.0 %
166814	WHW EMERGENCY SHELTER REHAB			89,994			89,994	100.0 %
166815	CDBG PROGRAM ADMIN FY16		18,589		7,497		11,091	59.7 %
176062	HOUSING REHAB LOAN PROJECT INC		13,093	(1,126)			11,967	100.0 %
176803	MEO MOLOKAI SHUTTLE SVC BUS B			141,100		141,100		0.0 %
176806	MEO MOLOKAI SHUTTLE SVC BUS A			118,579		118,579		0.0 %
176808	LAHAINA SURF PRESERVATION			203,893		203,893		0.0 %
176811	THE MAUI FARM REHABILITATION			287,576		287,576		0.0 %
176812	KHAKO STAIRCASE SAFETY			386,775		386,775		0.0 %
176814	CAMERON CTR REHAB & IMPRVMT			247,030		247,030		0.0 %
176815	CDBG PROGRAM ADMIN FY17			346,238	163,360	1,500	181,377	52.4 %
035	* HUD - CDBG GRANTS		1,769,995	1,746,859	1,088,097	1,566,496	862,260	24.5 %
Fund	** SPECIAL REVENUE FUND		2,835,147	2,179,597	1,449,530	1,922,493	1,642,720	32.8 %
Dept	*** Office of the Mayor		2,835,147	2,179,597	1,449,530	1,922,493	1,642,720	32.8 %
Management								
136801	DELL ONLINE SELF-DISPATCH PRG		12,000				12,000	100.0 %
166802	HI INTEGRATED JUSTICE IS PRG		160				160	100.0 %
065	* MANAGEMENT INFORMATION SYSTEMS		12,160	0	0	0	12,160	100.0 %
Fund	** SPECIAL REVENUE FUND		12,160	0	0	0	12,160	100.0 %
Dept	*** Management		12,160	0	0	0	12,160	100.0 %
Prosecuting Attorney								
156625	JUSTICE REINVEST INITIATIVE		12,905				12,905	100.0 %
166871	VICTIM/WITNESS ASSISTANCE PRG		13,355		6,867		6,488	48.6 %
166877	SOH GRANT-IN-AID		101,148		70,146		31,002	30.7 %
176871	VICTIM/WITNESS ASSISTANCE PRG			61,621	26,044		35,577	57.7 %

County of Maui
Statement of Appropriations and Expenditures
Grant Programs
Fiscal Year Ending 6/30/2017 - as of 12/31/2016

Index		Prior Year	Amended	Year	Current	Balance	% of	
* Program	** Fund	*** Department	Encumbrance / Carryover	Budget / Lapses	to Date Expended	Encumbrance 12/31/2016	Available	Budget Available
176872				137,499	86,537		50,962	37.1 %
081	*	PROSECTORS STATE GRANTS	127,408	199,120	189,594	0	136,934	41.9 %
156608		E BYRNE MEMORIAL JAG FY15	57,488				57,488	100.0 %
156623		HIGHWAY SAFETY GRANT	1,052	(478)	574			0.0 %
166835		SPCL NEEDS ADVOCACY PRG	80,642	(77,435)	3,207			0.0 %
166836		ASSET FORFEITURES PROGRAM	39,055		16,138		22,917	58.7 %
166873		DEFENDANT/WITNESS TRIAL PRG	79,368		4,366	938	74,065	93.3 %
166874		PROSECUTORS TRAINING PRG	50,000				50,000	100.0 %
166875		HIGHWAY SAFETY/IMPAIRED DRVG	7,012	2,000	7,072		1,940	21.5 %
166876		HIGHWAY SAFETY/TRAFFIC RECORDS	3,817	6,625	5,911		4,531	43.4 %
176835		SPCL NEEDS ADVOCACY PRG		312,000	107,627	53,941	150,432	48.2 %
176860		SPCL NEEDS ADVOC SUPPLEMENTAL		692,175			692,175	100.0 %
176878		DPA 2017 TRAFFIC RECORDS		7,005			7,005	100.0 %
176879		DOMESTIC VIOLENCE INVESTIGATIO		53,382	34,598		18,784	35.2 %
082	*	PROSECUTORS SH/FEDERAL GRANTS	318,434	995,274	179,493	54,879	1,079,337	82.2 %
Fund	**	SPECIAL REVENUE FUND	445,842	1,194,394	369,087	54,879	1,216,271	74.2 %
Dept	***	Prosecuting Attorney	445,842	1,194,394	369,087	54,879	1,216,271	74.2 %
Finance								
166724		STATE DISABILITY & COMM	11,504	(11,504)				-
166727		STATE IDENTIFICATION PROGRAM	577			577		0.0 %
176724		STATE DISABILITY & COMM		11,504			11,504	100.0 %
176725		COMML DRIVER'S LICENSE FY17		541,007	247,325		293,682	54.3 %
176726		PERIODIC MTR VEH INSPTN FY17		447,728	238,584		209,144	46.7 %
176727		STATE IDENTIFICATION PROGRAM		197,005	102,783		94,222	47.8 %
176728		STATE MOTOR VEH REGISTRATION		342,073	164,429		177,644	51.9 %
150	*	MOTOR VEHICLE/LICENSE PROGRAM	12,081	1,527,813	753,121	577	786,196	51.1 %
Fund	**	SPECIAL REVENUE FUND	12,081	1,527,813	753,121	577	786,196	51.1 %
Dept	***	Finance	12,081	1,527,813	753,121	577	786,196	51.1 %
Planning								

County of Maui
Statement of Appropriations and Expenditures
Grant Programs
Fiscal Year Ending 6/30/2017 - as of 12/31/2016

Index		Prior Year	Amended	Year	Current	Balance	% of
* Program	** Fund	Encumbrance	Budget /	to Date	Encumbrance	Available	Budget
	*** Department	/ Carryover	Lapses	Expended	12/31/2016		Available
106205	EDA ECONOMIC ADJUSTMNT ASSTNCE	1,200,000				1,200,000	100.0 %
190	* PLANNING PROGRAM	1,200,000	0	0	0	1,200,000	100.0 %
136258	COASTAL ZONE MANAGEMENT PRG	25,436				25,436	100.0 %
156802	CERTIFIED LOCAL GOVT PRG	22,500		8,677		13,823	61.4 %
166801	COASTAL ZONE MANAGEMENT FY16	153,849	(9,517)	144,332			0.0 %
176801	COASTAL ZONE MANAGEMENT FY17		373,276	103,869		269,407	72.2 %
195	* PLANNING -STATE GRANTS	201,785	363,759	256,878	0	308,666	54.6 %
Fund	** SPECIAL REVENUE FUND	1,401,785	363,759	256,878	0	1,508,666	85.5 %
Dept	*** Planning	1,401,785	363,759	256,878	0	1,508,666	85.5 %
Police							
166829	HC&S COMMUNITY INITIATIVE		3,000			3,000	100.0 %
260	* POLICE ADMINISTRATION PROGRAM	0	3,000	0	0	3,000	100.0 %
126365	FED EQT/SHARING FORFEITURE POL	864				864	100.0 %
136365	FED EQT/SHARING FORFEITURE POL	135				135	100.0 %
196365	FED.JUSTICE POLICE FORFEITURES	19,047	251,477		161,337	109,187	40.4 %
262	* POLICE FORFEITURES	20,046	251,477	0	161,337	110,186	40.6 %
126550	MARIJUANA ERADICATION DEA 2002	1,035				1,035	100.0 %
136910	HI INTRAGENCY MOBLE POLICE 02	2,507				2,507	100.0 %
146550	MARIJUANA ERADCTN DEA 2003-51	5,932				5,932	100.0 %
146553	DOMESTIC CANNABIS DEA 2004-53	12,939				12,939	100.0 %
156910	HI INTERAGNCY MOBILE POLICE03	4,279				4,279	100.0 %
166844	HIGH INTENSITY DRUG TRAFFICKIN	11,368	19,500	30,868			0.0 %
166846	E BYRNE MEMORIAL JAG	78,309				78,309	100.0 %
166856	DRUG ENFORCEMENT AGENCY	62,946		62,946			0.0 %
176844	HIGH INTENSITY DRUG TRAFFICKIN		118,000	40,509		77,491	65.7 %
176854	FY16 JAG PROGRAM		115,978			115,978	100.0 %
263	* POLICE FEDERAL GRANTS	179,315	253,478	134,323	0	298,470	69.0 %
126340	PROHIBITING ALCOHOL SALES TO M	4,315		(99)		4,414	102.3 %
126908	TRAINING GRANTS-SOH VARIOUS	252,387				252,387	100.0 %

County of Maui
Statement of Appropriations and Expenditures
Grant Programs
Fiscal Year Ending 6/30/2017 - as of 12/31/2016

Index		Prior Year	Amended	Year	Current	Balance	% of	
* Program	** Fund	*** Department	Encumbrance / Carryover	Budget / Lapses	to Date Expended	Encumbrance 12/31/2016	Available	Budget Available
136301	STATE E911	WIRELESS COMMISSIO	118,070			105,769	12,301	10.4 %
136902	TRAINING GRANTS	FY2013	72,776				72,776	100.0 %
146026	TRAINING GRANTS	FY2014	72,125				72,125	100.0 %
156024	TRAINING GRANTS	FY2015	91,999				91,999	100.0 %
156030	STATE E911	WIRELESS COMMISSION	174,382				174,382	100.0 %
156035	PROHIBIT TOBACCO SALES TO M		5,324				5,324	100.0 %
166830	STATE E911	WIRELESS COMMISSION	376,891		36,079	710	340,102	90.2 %
166831	TRAINING GRANTS	FY2016	75,989		(2,548)		78,537	103.4 %
166832	911 EMS DISPATCH COMMUNICATION		22,351		15,175		7,176	32.1 %
166834	KALO PROGRAM		438		438			0.0 %
176832	911 EMS DISPATCH COMMUNICATION			376,866	174,113		202,753	53.8 %
176834	KALO PROGRAM			89,000	27,500	944	60,556	68.0 %
176846	STATE E911	WIRELESS COMMISSION		2,600,000	440,184	1,046,039	1,113,778	42.8 %
176852	PROHIBIT TOBACCO SALES TO M			8,000	1,935		6,065	75.8 %
264	* POLICE STATE GRANTS		1,267,047	3,073,866	692,777	1,153,462	2,494,675	57.5 %
136900	PUBLIC HSG DRUG ELIMTN	RSS0301	6,364				6,364	100.0 %
146045	VIOLENCE AGAINST WOMEN ACT		10,997		7,075	71	3,851	35.0 %
166509	POLICE AGAINST STREET SALES06		423				423	100.0 %
166833	DOMESTIC VIOLENCE:STRANGULATIO		32,393		5,829		26,564	82.0 %
166837	MPD TRAFFIC SERVICES		5,922				5,922	100.0 %
166838	MPD TRAFFIC DATA RECORDS		17,358		7,607		9,751	56.2 %
166839	MPD SPEED ENFORCEMENT		43,773		35,005		8,768	20.0 %
166840	MPD ROADBLOCK PROGRAM		195,646		147,777		47,868	24.5 %
166841	DISTRACTED DRIVING ENFORCEMENT		6,198		2,740		3,458	55.8 %
166843	MPD SEAT BELT PROGRAM		93,715		11,458		82,257	87.8 %
166845	MPD CHILD RESTRAINT PRG		58,752		10,409		48,343	82.3 %
166847	HAWAII NARCOTICS TASK FORCE		25,147		16,774	7,944	429	1.7 %
166848	SW MARIJUANA ERADICATION		35,463		34,378		1,085	3.1 %
166849	BODY WORN CAMERA IMPL PRJ		109,191	37,500			146,691	100.0 %
166855	SEX ASSAULT		52,878		11,775	1,449	39,654	75.0 %
166857	POSITIVE OUTREACH INTERVENTION		74,615		30,211	104	44,300	59.4 %

County of Maui
Statement of Appropriations and Expenditures
Grant Programs
Fiscal Year Ending 6/30/2017 - as of 12/31/2016

Index		Prior Year	Amended	Year	Current	Balance	% of	
* Program	** Fund	*** Department	Encumbrance / Carryover	Budget / Lapses	to Date Expended	Encumbrance 12/31/2016	Available	Budget Available
166858	PC FORENSIC SCIENCES IMPRV ACT		7,410		7,230	180	2.4 %	
176837	MPD TRAFFIC SERVICES			90,012		90,012	100.0 %	
176838	MPD TRAFFIC DATA RECORDS			86,215	446	85,769	99.5 %	
176839	MPD SPEED ENFORCEMENT			147,690		147,690	100.0 %	
176840	MPD ROADBLOCK PROGRAM			355,021	1,154	353,867	99.7 %	
176841	DISTRACTED DRIVING ENFORCEMENT			57,601		57,601	100.0 %	
176842	HAWAII NARCOTICS TASK FORCE			23,897		23,897	100.0 %	
176843	MPD SEAT BELT PROGRAM			112,170		112,170	100.0 %	
176845	MPD CHILD RESTRAINT PRG			72,100		72,100	100.0 %	
176848	SW MARIJUANA ERADICATION			35,501		35,501	100.0 %	
265	* POLICE STATE/FEDERAL GRANTS		776,245	1,017,707	329,868	9,568	1,454,515	81.1 %
Fund	** SPECIAL REVENUE FUND		2,242,653	4,599,528	1,156,968	1,324,367	4,360,846	63.7 %
Dept	*** Police		2,242,653	4,599,528	1,156,968	1,324,367	4,360,846	63.7 %
Fire and Public Safety								
106033	VOLUNTEER FIRE ASSTNCE DLNR10		180			180	100.0 %	
106047	EMS (FIRE)TRAINING (PVT)IAAI		1,276			1,276	100.0 %	
106049	FIRE/LEPC (DOH) HMEP		9,315		7,297	2,018	21.7 %	
116033	VOLUNTEER FIRE ASSTNCE DLNR11		1,432			1,432	100.0 %	
116046	MFD EQUIPMENT PURCHASE EMO1-04		163			163	100.0 %	
116047	PRIVATE DONATIONS-FIRE DEPT		20,200			20,200	100.0 %	
116090	HAZARDOUS MATRLS(HMEP) GRNT11		147,618			147,618	100.0 %	
146049	WELLNESS/FITNESS FIRE ACT GRNT		1,000			1,000	100.0 %	
146104	NHTSA MFD PNEUMATIC STRUTS		153			153	100.0 %	
156055	FIRE SAFETY HSE-EMW2003FP01732		3,452			3,452	100.0 %	
166057	FIRE INOPERABILITY GRT FE15141		96			96	100.0 %	
166731	VOL FIRE ASSISTANCE GRANT FY16		10,000			10,000	100.0 %	
166732	LOWALU FIRE BRK COMP WUI		3,288			3,288	100.0 %	
186033	USDA RURAL 1ST RESPNDR LANAI		9,083			9,083	100.0 %	
186034	USDA RURAL 1ST RESPNDR MOLOKAI		3,548			3,548	100.0 %	
196051	FIREFIGHTERS CHARTABLE FNDATN		550			550	100.0 %	

County of Maui
Statement of Appropriations and Expenditures
Grant Programs
Fiscal Year Ending 6/30/2017 - as of 12/31/2016

Index		Prior Year	Amended	Year	Current	Balance	% of	
* Program	** Fund	*** Department	Encumbrance / Carryover	Budget / Lapses	to Date Expended	Encumbrance 12/31/2016	Available	Budget Available
196055	FEMA FIRE TRAINING FUNDS		10,084		4,041		6,043	59.9 %
220	* FIRE CONTROL ADMIN/MAINT PROG		221,438	0	11,338	0	210,100	94.9 %
126057	FEMA-1967-DR-HI-TSUNAMI MFD		16,631				16,631	100.0 %
240	* FIRE RESCUE OPERATIONS PROGRAM		16,631	0	0	0	16,631	100.0 %
176820	MAKENA LIFEGUARD SERVICES			606,469	278,958		327,511	54.0 %
252	* OCEAN SAFETY PROGRAM		0	606,469	278,958	0	327,511	54.0 %
Fund **	SPECIAL REVENUE FUND		238,069	606,469	290,296	0	554,242	65.6 %
Dept ***	Fire and Public Safety		238,069	606,469	290,296	0	554,242	65.6 %
Civil Defense								
126051	FFY11 STATEWIDE OUTREACH/CCP		9,788				9,788	100.0 %
126053	FFY11 ST HOMELAND SECURITY PRG		11,280				11,280	100.0 %
126054	DISASTER PREPAREDNESS TRAIN-TH		19,957				19,957	100.0 %
136056	INTEROPERABLE ER COMMUNICATION		19,000				19,000	100.0 %
136058	EMERGENCY MGT PERFORMANCE GRT		85,000				85,000	100.0 %
156201	ST HOMELAND SECURITY		274,250	394	273,515		1,128	0.4 %
156203	CITIZENS CORPS PRG		1,440	(1,440)	1,127		(1,127)	-
166702	ST HOMELAND SECURITY		609,185		75,899	44,795	488,491	80.2 %
176701	EMERGENCY MGT PERFORMANCE GRT			100,000	22,391		77,609	77.6 %
176702	ST HOMELAND SECURITY			589,800			589,800	100.0 %
210	* CIVIL DEFENSE PROGRAM		1,029,900	688,754	372,932	44,795	1,300,926	75.7 %
Fund **	SPECIAL REVENUE FUND		1,029,900	688,754	372,932	44,795	1,300,926	75.7 %
Dept ***	Civil Defense		1,029,900	688,754	372,932	44,795	1,300,926	75.7 %
Housing and Human Concerns								
116718	HOME FFY10 ADMINISTRATION		436	(430)			6	100.0 %
126735	HOME FFY11 ADMINISTRATION		1,395	(1,395)				-
137731	SEC 8 HSG ADMIN PRG FY2013		45			45		0.0 %
147481	SEC 8 HOUSING ADMIN FY2014		198,283			148	198,135	99.9 %
156447	HOME FFY14 KULAMALU REPRG		21,161		21,161			0.0 %
156449	HOME FFY14 ADMINISTRATION		105,534	12,788	19,493	22,758	76,069	64.3 %

County of Maui
Statement of Appropriations and Expenditures
Grant Programs
Fiscal Year Ending 6/30/2017 - as of 12/31/2016

Index		Prior Year	Amended	Year	Current	Balance	% of	
* Program	** Fund	*** Department	Encumbrance / Carryover	Budget / Lapses	to Date Expended	Encumbrance 12/31/2016	Available	Budget Available
156450	HOME	FFY14 KULAMALU AH PRJ	1,944,612		944,810	999,802		0.0 %
157481	SEC 8 HOUSING ADMIN	FY15	1,417			1,417		0.0 %
166714	HOME	FFY04 ADMINISTRATION	53	(53)				-
167480	SEC 8 HOUSING VOUCHER	FY16	429,366	(19,436)	(689)		410,619	100.2 %
167481	SEC 8 HOUSING ADMIN	FY16	145,930		(172)	3,522	142,580	97.7 %
167482	FSS COORDINATOR	GRANT	40,043		10,674		29,369	73.3 %
177480	SEC 8 HOUSING VOUCHER	FY17		15,727,912	10,331,583		5,396,329	34.3 %
177481	SEC 8 HOUSING ADMIN	FY17		1,229,584	703,446	144,057	382,081	31.1 %
177712	SEC.8 FAMILY SELF-SUFFICIENT		84,158	7,912			92,070	100.0 %
196718	HOME	FFY08 ADMINISTRATION	1,614	(1,614)			1	-
197741	SEC8 HSG ASST PYMTS(HAP)-NRA		354,605				354,605	100.0 %
197751	SEC8 HSG ASST PYMTS(ADM)-NRA		1,075,584				1,075,584	100.0 %
310	* HOUSING PROGRAM		4,404,236	16,955,268	12,030,306	1,171,749	8,157,448	38.2 %
116224	HI MENTL HLTH TRNSFRM	SIG	24,000				24,000	100.0 %
116602	AGING/DSABLT Y RSRC	CTR 2010N	4,876		492		4,384	89.9 %
116608	ARRA09 HEALTHY AGING	PARTNRSHP	511		511			0.0 %
116613	AGING TIII DHHS	FY11 MA201103	190			190		0.0 %
116614	ELDER ABUSE RELATED	SVCS FY11	3,664		3,664			0.0 %
116647	EOA/DOH MA.KC.FB10-11.A	FY11	3,339		3,297		42	1.3 %
126602	AGING/DSABLT Y RSRC	CTR 2010N	8,684				8,684	100.0 %
126609	ARRA09 HEALTHY AGING	PARTNRSHP	2,260		629	372	1,259	55.7 %
126613	AGING TIII DHHS	FY12	486		345		141	29.0 %
126643	MENTAL HEALTH TRANSFORM	GRT	16				16	100.0 %
136613	AGING TITLE III	PROGRAMS	659		543		116	17.6 %
136647	KUPUNA CARE	PROGRAM	203		189		14	6.9 %
146402	ELDER ABUSE PREVENTION	SF14	1				1	100.0 %
146428	CARE TRANSITIONS	PROGRAM	183,162		1,122		182,040	99.4 %
156401	KUPUNA CARE	PROGRAM	1				1	100.0 %
156402	ELDER ABUSE PREVENTION	SY15	12,804		3,874		8,930	69.7 %
156427	AGING TITLE III	PRGS	30,213		8,116	13,916	8,181	27.1 %
156429	AGING & DISABILITY	RESOURCE	368,901	306,861	188,018	43,617	444,127	65.7 %

County of Maui
Statement of Appropriations and Expenditures
Grant Programs
Fiscal Year Ending 6/30/2017 - as of 12/31/2016

Index		Prior Year	Amended	Year	Current	Balance	% of	
* Program	** Fund	*** Department	Encumbrance / Carryover	Budget / Lapses	to Date Expended	Encumbrance 12/31/2016	Available	Budget Available
156431		PRIVATE DONATION/MATSON	1,000				1,000	100.0 %
156433		VOLUNTARY CONTRIBUTIONS	20,000				20,000	100.0 %
156440		HEALTHY AGING PARTNERSHIP	152,987		71,952	12,225	68,811	45.0 %
156443		HEALTHY AGING VOL CONTRIB	4,874	17,773	6,684		15,963	70.5 %
166741		KUPUNA CARE PROGRAM	257,061		100,341		156,720	61.0 %
166769		AGING TITLE III PRGS	306,164	1,843	224,882	7,610	75,514	24.5 %
166770		KUPUNA CARE VOL CONTRIB	200				200	100.0 %
166772		NUTRITION SVCS INCENTIVE	88,347	292	54,599		34,040	38.4 %
166773		ELDER ABUSE PREVENTION SY16	26,492				26,492	100.0 %
176741		KUPUNA CARE PROGRAM		1,053,081	149,483	360,702	542,896	51.6 %
176769		AGING TITLE III PRGS		743,889	76,771	116,196	550,922	74.1 %
176773		ELDER ABUSE PREVENTION SY17		26,492			26,492	100.0 %
316		* AGING STATE/FEDERAL/PVT GRANTS	1,501,095	2,150,231	895,512	554,828	2,200,986	60.3 %
166774		STRATEGIC PREVENTION FRAMEWRK	110,000	110,000	12,517		207,483	94.3 %
318		* HUMAN CONCERNS STATE/FEDERAL	110,000	110,000	12,517	0	207,483	94.3 %
116752		I&A OUTREACH AGING 00/01	597		597			0.0 %
126605		RSVP 2002 DVSA 61523 P74-4101		(1,730)	(1,730)			0.0 %
126738		MSC LEISURE FY2012	30,488		3,795	8,865	17,828	58.5 %
136738		LEISURE ACTIVITIES FY13	3,532		3,532			0.0 %
146405		LEISURE ACTIVITIES FY14	51,203				51,203	100.0 %
156405		LEISURE ACTIVITIES FY15	67,421		2,304		65,117	96.6 %
166757		A&B KOKUA GIVING CONTRIB	9,611		9,611			0.0 %
166759		CONGREGATE MEALS NSIP FY16	42,822		42,822			0.0 %
166761		HOME DELIVERED MEALS NSIP FY16	45,525		45,525			0.0 %
166763		LEISURE ACTIVITIES FY16	102,215	(10,793)	4,941	256	86,226	94.3 %
166768		MATSON FOUNDATION CONTRIB	2,000				2,000	100.0 %
166771		RSVP RETIRED & SR VOL PRG	53,995	3,500	29,696		27,799	48.4 %
176738		MSC LEISURE ACTIVITY FY07	2,557		2,474	83		0.0 %
176757		ELDERLY LUNCH-A&B KOKUA		20,000	9,513		10,487	52.4 %
176758		ASSTD TRANSPORT PVT CONTRIB		20,232	7,344		12,888	63.7 %
176760		CONGREGATE MLS PVT DONATION		128,394	41,941		86,453	67.3 %

County of Maui
Statement of Appropriations and Expenditures
Grant Programs
Fiscal Year Ending 6/30/2017 - as of 12/31/2016

Index		Prior Year	Amended	Year	Current	Balance	% of		
* Program	** Fund	*** Department	Encumbrance / Carryover	Budget / Lapses	to Date Expended	Encumbrance 12/31/2016	Available	Budget Available	
176762	HOME DEL MEALS PVT DONATION			86,480	40,556		45,924	53.1 %	
176763	LEISURE ACTIVITIES FY17			122,202	8,532		113,670	93.0 %	
176764	ASSIST TRANSPORT-KUPUNA			192,906	61,323		131,583	68.2 %	
176765	CONGREGATE MEALS TITTLE III			135,276	64,680		70,596	52.2 %	
176766	HOME DELIVERED MEALS KUPUNA			92,334	57,468		34,866	37.8 %	
176767	HOME DELIVERED MLS TITTLE III			132,000	17,789		114,211	86.5 %	
186751	ASSISTED TRANSPORTN SH POS08						33,771	100.0 %	
325	* H/C SENIOR SERVICES DIVISION			445,737	920,801	452,713	9,204	904,622	66.2 %
	Fund ** SPECIAL REVENUE FUND			6,461,068	20,136,300	13,391,048	1,735,781	11,470,539	43.1 %
	Dept *** Housing and Human Concerns			6,461,068	20,136,300	13,391,048	1,735,781	11,470,539	43.1 %
Parks and Recreation									
116213	ST/HI WM STDM PA SYS SLH2010			145,000			145,000	100.0 %	
126218	ST/HI NAHIKU COMMUNITY CENTER			250,000		250,000		0.0 %	
146508	WAR MEMORIAL STADIUM			829,855			829,855	100.0 %	
156503	MAKENA LIFEGUARD SERVICES			87		84	3	3.4 %	
166795	PLAY & LEARN SESSIONS (PALS)			26,004			26,004	100.0 %	
166820	MAKENA LIFEGUARD SERVICES			288,510		6,294	282,216	97.8 %	
176795	PLAY & LEARN SESSIONS (PALS)				100,000	75,216	24,784	24.8 %	
361	* PARKS STATE GRANTS			1,539,456	100,000	75,216	256,378	1,307,862	79.8 %
	Fund ** SPECIAL REVENUE FUND			1,539,456	100,000	75,216	256,378	1,307,862	79.8 %
	Dept *** Parks and Recreation			1,539,456	100,000	75,216	256,378	1,307,862	79.8 %
Public Works									
116502	FHWA PROJS STATE REVIEWS			44,956	10,930	19,750	36,136	64.7 %	
146660	FHWA VARIOUS PROJECTS COUNTY			4,769			4,769	100.0 %	
442	* DPW STATE/FEDERAL ENGINEERING			49,725	10,930	19,750	0	40,905	67.4 %
	Fund ** SPECIAL REVENUE FUND			49,725	10,930	19,750	0	40,905	67.4 %
	Dept *** Public Works			49,725	10,930	19,750	0	40,905	67.4 %
Transportation									

County of Maui
Statement of Appropriations and Expenditures
Grant Programs
Fiscal Year Ending 6/30/2017 - as of 12/31/2016


Index		Prior Year	Amended	Year	Current	Balance	% of	
* Program	** Fund	*** Department	Encumbrance / Carryover	Budget / Lapses	to Date Expended	Encumbrance 12/31/2016	Available	Budget Available
126280	FTA RURAL TRNST ASSTNCE	FFY12	13,645		483		13,162	96.5 %
136279	FTA#5309 FORMULA FUNDS	PRG	1,835,687				1,835,687	100.0 %
136802	FTA5309 LIVABILITY PRG	FY13	20,286				20,286	100.0 %
146800	FTA SEC5311 NON-URBANIZED AREA		95,718		95,718			0.0 %
146802	FTA RURAL TRNST ASST - RTAP		1,104				1,104	100.0 %
146804	FTA PLANNING PROGRAM 5305 (e)		2,274				2,274	100.0 %
166906	FTA SEC5305 METROPOLITAN TRANS		200,000		14,345		185,655	92.8 %
176908	FTA SEC5339 BUS/BUS FAC FORM			998,734			998,734	100.0 %
650	* TRANSPORTATION		2,168,714	998,734	110,546	0	3,056,902	96.5 %
Fund **	SPECIAL REVENUE FUND		2,168,714	998,734	110,546	0	3,056,902	96.5 %
Dept ***	Transportation		2,168,714	998,734	110,546	0	3,056,902	96.5 %
Environmental Management								
136038	W MAUI RECYCLED WTR SYSTEM EXP		671,000				671,000	100.0 %
146906	HYATT/W MAUI RECYCLED WATER		501,237				501,237	100.0 %
146907	STARWOOD/W MAUI RECYCLED WATER		1,863,840				1,863,840	100.0 %
550	* WASTEWATER ADMIN PROGRAM		3,036,077	0	0	0	3,036,077	100.0 %
116851	GLASS RECOVERY DOH ASO#11-005		3,250				3,250	100.0 %
146903	ELECTRONIC DEVICE RECYCLING			(1)	(23,809)		23,808	-2,380,800
156854	DEP BEVERAGE CONTAINR DOH-MOL		11,824	(11,824)				-
156900	USED MOTOR OIL COLLECTION FY15		2,208		(9,546)		11,754	532.3 %
156903	ELECTRONIC DEVICE RECYCLING				(100,000)		100,001	-
156907	GLASS RECOVERY PROGRAM		49,360	(7,462)			41,898	100.0 %
166709	ADVANCE GLASS DISPOSAL FEE		27,667				27,667	100.0 %
166710	ELECTRONIC DEVICE RECYCLING			(582)	(49,418)		48,835	-8,390.9 %
176886	USED OIL RECOVRY07 ASO06145#2		339	(339)				-
176907	GLASS RECOVERY PROGRAM			99,100			99,100	100.0 %
625	* SOLIDWASTE STATE FUNDS GLASS		94,648	78,892	(182,773)	0	356,313	205.3 %
Fund **	SPECIAL REVENUE FUND		3,130,725	78,892	(182,773)	0	3,392,390	105.7 %
Dept ***	Environmental Management		3,130,725	78,892	(182,773)	0	3,392,390	105.7 %

County of Maui
Statement of Appropriations and Expenditures
Grant Programs
Fiscal Year Ending 6/30/2017 - as of 12/31/2016

Index * Program ** Fund *** Department	Prior Year Encumbrance / Carryover	Amended Budget / Lapses	Year to Date Expended	Current Encumbrance 12/31/2016	Balance Available	% of Budget Available
Grand Total	21,567,325	32,485,170	18,062,599	5,339,270	30,650,625	56.7 %

III. Expenditures

III.C. Revolving / Special Programs



County of Maui
Statement of Appropriations and Expenditures
Revolving/Special Programs
Fiscal Year Ending 6/30/2017 - as of 12/31/2016

Index		Prior Year	Amended	Year	Current	Balance	% of	
* Program	** Fund	*** Department	Encumbrance / Carryover	Budget / Lapses	to Date Expended	Encumbrance 12/31/2016	Available	Budget Available
Office of the Mayor								
101400	OPEN SPACE/NAT&CULT	RSRC/SCENC	5,818,917	10,224,500	9,500,000		6,543,417	40.8 %
101402	EMERGENCY FUND		23,796,053	5,000,000	5,000,000		23,796,053	82.6 %
101412	SEPT2016 FLOODING EVENT			5,000,000	2,411,495	2,503,497	85,007	1.7 %
030	*	OFFICE OF MAYOR ADMIN PROGRAM	29,614,970	20,224,500	16,911,495	2,503,497	30,424,477	61.0 %
101095	RECYCLING GRANT LOAN REVOLVING		127				127	100.0 %
101404	ECONOMIC DEVELOPMENT REVOLVING		20,000				20,000	100.0 %
101405	ECON DEV-UPTOWN SERVICE INC		170,000			170,000		0.0 %
101406	ECON DEV-MAUI INNOVTN GRP INC		15,000		15,000			0.0 %
101408	ECON DEV-AUMAKUA HOLDINS, INC		55,000			55,000		0.0 %
040	*	MAYOR ADMIN ECONOMIC DEV PRGMS	260,127	0	15,000	225,000	20,127	7.7 %
Fund	**	SPECIAL REVENUE FUND	29,875,097	20,224,500	16,926,495	2,728,497	30,444,604	60.8 %
Dept	***	Office of the Mayor	29,875,097	20,224,500	16,926,495	2,728,497	30,444,604	60.8 %
Finance								
101002	POST-EMPLOYMENT BENEFITS-OPEB		229,831				229,831	100.0 %
170	*	COUNTY WIDE COSTS PROGRAM	229,831	0	0	0	229,831	100.0 %
Fund	**	SPECIAL REVENUE FUND	229,831	0	0	0	229,831	100.0 %
Dept	***	Finance	229,831	0	0	0	229,831	100.0 %
Police								
101060	ALARM SYSTEM REVOLVING FUND			19,785			19,785	100.0 %
280	*	UNIFORMED PATROL SERVICES PROG	0	19,785	0	0	19,785	100.0 %
Fund	**	SPECIAL REVENUE FUND	0	19,785	0	0	19,785	100.0 %
Dept	***	Police	0	19,785	0	0	19,785	100.0 %
Fire and Public Safety								
101063	FIRE HAZARD REMOVAL REVOLVING		3,394				3,394	100.0 %
230	*	FIRE CONTROL TRAINING PROGRAM	3,394	0	0	0	3,394	100.0 %
101075	FIRE PLAN REVIEW FEES		682,245		3,859		678,386	99.4 %

County of Maui
Statement of Appropriations and Expenditures
Revolving/Special Programs
Fiscal Year Ending 6/30/2017 - as of 12/31/2016

Index * Program ** Fund *** Department	Prior Year Encumbrance / Carryover	Amended Budget / Lapses	Year to Date Expended	Current Encumbrance 12/31/2016	Balance Available	% of Budget Available
101075A FIRE PLAN REVIEW FEES SALARIES		235,400	76,922		158,478	67.3 %
101075B FIRE PLAN REVIEW FEES OPERTN	35,579	287,262	29,429		293,412	90.9 %
101075C FIRE PLAN REVIEW FEES EQUIPMNT	36,430		10,081		26,349	72.3 %
250 * FIRE PREVENTION PROGRAM	754,254	522,662	120,291	0	1,156,625	90.6 %
Fund ** SPECIAL REVENUE FUND	757,648	522,662	120,291	0	1,160,019	90.6 %
Dept *** Fire and Public Safety	757,648	522,662	120,291	0	1,160,019	90.6 %
Liquor Control						
101139 LIQUOR EDUCATION FUNDS	355,832	47,510	60,206	20,312	322,825	80.0 %
200 * LIQUOR CONTROL GENERAL PROG	355,832	47,510	60,206	20,312	322,825	80.0 %
Fund ** SPECIAL REVENUE FUND	355,832	47,510	60,206	20,312	322,825	80.0 %
Dept *** Liquor Control	355,832	47,510	60,206	20,312	322,825	80.0 %
Housing and Human Concerns						
101025 ANIMAL MANAGEMENT REVOLVING	162,537		4,298		158,239	97.4 %
300 * HSG & HUMAN CONCERNS ADM PROG	162,537	0	4,298	0	158,239	97.4 %
101001 AFFORDABLE HSG FUND-CW	8,859,361	10,713,303	4,153,090	23,507	15,396,067	78.7 %
101004 AFFORDABLE HSG FND-WEST MAUI	3,909,037				3,909,037	100.0 %
101013 AFFORDABLE HOUSING- KULAMALU	9,149,537		3,618,648	5,530,889		0.0 %
101016 LANAI AHP PHASE I		2,000,000	24,500		1,975,500	98.8 %
101017 KAUNOA SR SVCS LEISURE PRG RF	171,200	260,709	80,373	8,683	342,853	79.4 %
101021 AFFD'LE HSG-NA HALE O MAUI	780,000			780,000		0.0 %
101022 NA HALE O MAUI KAHOMA PRJ		660,000			660,000	100.0 %
101023 ARC OF MAUI GRP HM REHAB PRJ		290,430	29,294	261,136		0.0 %
101027 ALOHA HOUSE CLN & SOBER ACQ		450,000		450,000		0.0 %
101029 HALE MAHAOLU EWALU PH1 PRJ		2,500,000		2,500,000		0.0 %
101030 HOUSING SEC.8 CERTIFICATE	5,735				5,735	100.0 %
101031 HABITAT FOR HM-KAHOMA PRJ		1,500,000			1,500,000	100.0 %
101055 HOUSING SEC.8 VOUCHER PROGRAM	17,755				17,755	100.0 %
101089 RENTAL HOUSING REVOLVING	52,775				52,775	100.0 %
310 * HOUSING PROGRAM	22,945,400	18,374,442	7,905,905	9,554,215	23,859,722	57.7 %

County of Maui
Statement of Appropriations and Expenditures
Revolving/Special Programs
Fiscal Year Ending 6/30/2017 - as of 12/31/2016


Index * Program ** Fund *** Department	Prior Year Encumbrance / Carryover	Amended Budget / Lapses	Year to Date Expended	Current Encumbrance 12/31/2016	Balance Available	% of Budget Available
101246 MOLOKAI AG LOAN PROGRAM	281,838				281,838	100.0 %
320 * HUMAN CONCERNS PROGRAM	281,838	0	0	0	281,838	100.0 %
Fund ** SPECIAL REVENUE FUND	23,389,775	18,374,442	7,910,203	9,554,215	24,299,799	58.2 %
951730 KOMOHANA HALE INVESTMENTS		57,205	26,000		31,205	54.5 %
310 * HOUSING PROGRAM	0	57,205	26,000	0	31,205	54.5 %
Fund ** ENTERPRISE FUND	0	57,205	26,000	0	31,205	54.5 %
Dept *** Housing and Human Concerns	23,389,775	18,431,647	7,936,203	9,554,215	24,331,004	58.2 %
Parks and Recreation						
101401 OCEAN RECREATIONAL ACTIVITY	428,418	10,400		6,000	432,818	98.6 %
340 * PARKS & REC ADMIN PROG	428,418	10,400	0	6,000	432,818	98.6 %
101113 HWY BEAUT CWD/TREE TRIM PROG	738,153	136,278	87,098	49,999	737,334	84.3 %
350 * PARK MAINTENANCE PROGRAM	738,153	136,278	87,098	49,999	737,334	84.3 %
Fund ** SPECIAL REVENUE FUND	1,166,571	146,678	87,098	55,999	1,170,152	89.1 %
Dept *** Parks and Recreation	1,166,571	146,678	87,098	55,999	1,170,152	89.1 %
Public Works						
101116 HWY BEAUT TREE TRIMMING		401,300	13,551	9,883	377,866	94.2 %
450 * SPECIAL MAINTENANCE PROGRAM	0	401,300	13,551	9,883	377,866	94.2 %
101303 PLAN REVIEW REVOLVING LUCA	4,582,832			16,585	4,566,247	99.6 %
101303A PLAN REVIEW REVOLVING SAL		874,712	333,820		540,892	61.8 %
101303B PLAN REVIEW REVOLVING OP	392,288	1,344,839	110,980	110,630	1,515,516	87.2 %
101303C PLAN REVIEW REVOLVING EQ	81,000	275,000	80,984		275,016	77.3 %
101311 SUBDIVISION CONSTRN REVOLVING	399,463			59,738	339,725	85.0 %
101311A SUBDIV CONSTRN REV'G SALARIES	6,000				6,000	100.0 %
101311B SUBDIV CONSTRN REV'G OPERATION	4,000				4,000	100.0 %
460 * DEVELOPMENT SERVICES ADMINSTRN	5,465,583	2,494,551	525,784	186,953	7,247,396	91.0 %
Fund ** SPECIAL REVENUE FUND	5,465,583	2,895,851	539,335	196,836	7,625,262	91.2 %
Dept *** Public Works	5,465,583	2,895,851	539,335	196,836	7,625,262	91.2 %

County of Maui
Statement of Appropriations and Expenditures
Revolving/Special Programs
Fiscal Year Ending 6/30/2017 - as of 12/31/2016

Index * Program ** Fund *** Department	Prior Year Encumbrance / Carryover	Amended Budget / Lapses	Year to Date Expended	Current Encumbrance 12/31/2016	Balance Available	% of Budget Available
Environmental Management						
101190B COMMUNITY WORK DAY - PROVISIO		216,000	108,000	108,000		0.0 %
101191B TEENS ON CALL PAIA BY PASS	455	10,000	3,471		6,984	66.8 %
101255A HWY BEAUT-ABAND VEH REV'G SAL		108,992	53,726		55,266	50.7 %
101255B HWY BEAUT-ABAND VEH REV'G OPR	29,121	865,165	321,296	375,521	197,469	22.1 %
542 * ENV PROTECTION & SUSTAINABILI	29,576	1,200,157	486,493	483,521	259,719	21.1 %
101253 NASKA PUMP STATION	1,619				1,619	100.0 %
550 * WASTEWATER ADMIN PROGRAM	1,619	0	0	0	1,619	100.0 %
Fund ** SPECIAL REVENUE FUND	31,195	1,200,157	486,493	483,521	261,338	21.2 %
Dept *** Environmental Management	31,195	1,200,157	486,493	483,521	261,338	21.2 %
 Grand Total	 61,271,532	 43,488,790	 26,156,121	 13,039,380	 65,564,820	 62.6 %

IV. Capital Improvement Program by District

IV. Capital Improvements Program by District



County of Maui
Statement of Appropriations and Expenditures
Capital Improvement Program by District Fiscal
Year Ending 6/30/2017 - as of 12/31/2016

01	Hana Index * Activity ** Program *** District	Prior Year Encumbrance / Carryover	Amended Budget / Lapses	Year to Date Expended	Current Encumbrance 12/31/2016	Balance Available	% of Budget Available
324200	NAHIKU COMMUNITY CENTER	114,121			114,121		0.0 %
92090	* NAHIKU COMMUNITY CENTER	114,121	0	0	114,121	0	0.0 %
367298	NAHIKU COMMUNITY CENTER	191,340		5,994	185,346		0.0 %
96098	* NAHIKU COMMUNITY CENTER	191,340	0	5,994	185,346	0	0.0 %
378337	HANA CIVIC CENTER		50,000			50,000	100.0 %
97037	* HANA CIVIC CENTER	0	50,000	0	0	50,000	100.0 %
903	** Government Facilities	305,461	50,000	5,994	299,467	50,000	14.1 %
331101	NAHIKU COMMUNITY CENTER	279,266			279,266		0.0 %
93001	* NAHIKU COMMUNITY CENTER	279,266	0	0	279,266	0	0.0 %
345301	HELENE HALL IMPROVEMENTS	149,500	(149,500)				-
94001	* HELENE HALL IMPROVEMENT	149,500	(149,500)	0	0	0	- -
345302	NAHIKU COMMUNITY CENTER	475,786			475,786		0.0 %
94002	* NAHIKU COMMUNITY CENTER	475,786	0	0	475,786	0	0.0 %
356401	HANA-KEANAE-KAILUA PARKS	20,565	(290)		20,275		0.0 %
95001	* HANA-KEANAE-KAILUA PRKS SYSTEM	20,565	(290)	0	20,275	0	0.0 %
356402	PA'ANI MAI PARK IMPROVM	216,790		86,797	129,993		0.0 %
95002	* PA'ANI MAI PARK IMPROVEMENTS	216,790	0	86,797	129,993	0	0.0 %
367101	HANA-KEANAE-KAILUA PARKS	377,430		24,239	353,191		0.0 %
96001	* HANA-KEA-KAILUA PARKS SYSTEM	377,430	0	24,239	353,191	0	0.0 %
378338	HANA-KEANAE-KAILUA PARKS		250,000		74,077	175,923	70.4 %
97038	* HANA-KEA-KAILUA PARKS SYSTEM	0	250,000	0	74,077	175,923	70.4 %
378239	HELENE HALL IMPROVEMENTS		50,000		50,000		0.0 %

County of Maui
Statement of Appropriations and Expenditures
Capital Improvement Program by District Fiscal
Year Ending 6/30/2017 - as of 12/31/2016

01	Hana	Prior Year	Amended	Year	Current	Balance	% of
Index	Activity ** Program *** District	Encumbrance	Budget /	to Date	Encumbrance	Available	Budget
		/ Carryover	Lapses	Expended	12/31/2016		Available
97039	* HELENE HALL IMPROVEMENTS	0	50,000	0	50,000	0	0.0 %
904	** Parks and Recreation	1,519,337	150,210	111,036	1,382,588	175,923	10.5 %
533110	WAKIU WELL REPLCMT DEVLPT PROJ	6,656		6,656			0.0 %
93074	* WAKIU WELL REPLACEMENT DEVT	6,656	0	6,656	0	0	0.0 %
905	** WATER SUPPLY	6,656	0	6,656	0	0	0.0 %
317003	HANA DISTRICT RD RESURFACING	33,486		5,260	28,226		0.0 %
91000	* FY 2001 CIP projects	33,486	0	5,260	28,226	0	0.0 %
317200	KAHOLOPOO BRIDGE REPLACMNT	71,162			71,162		0.0 %
91068	* Kaholopoo bridge replacement	71,162	0	0	71,162	0	0.0 %
317201	PAPAHAWAHAWA BRIDGE REPLACMNT	4			4		0.0 %
91069	* Papahawahawa bridge replacmnt	4	0	0	4	0	0.0 %
317501	PAPAHAWAHAWA BRIDGE RPLCMNT	1,594,061				1,594,061	100.0 %
317505	WAIOHONU BRIDGE REPL BR0900(68	666,492				666,492	100.0 %
91099	* State/Fed/Private FY2001/2011	2,260,553	0	0	0	2,260,553	100.0 %
327500	KAHOLOPOO BRDGE RPL BR090078	326,801			59,553	267,248	81.8 %
92099	* State/Fed/Private FY2002/2012	326,801	0	0	59,553	267,248	81.8 %
367117	KALEPA ROCK FALL ASSESSMENT	150,000	(150,000)				-
96017	* KALEPA ROCK FALL ASSESSMENT	150,000	(150,000)	0	0	0	-
367281	KEANAE RD SAFETY IMPROVEMENTS	343,284		52,684	290,600		0.0 %
96081	* KEANAE RD SAFETY IMPROVEMENTS	343,284	0	52,684	290,600	0	0.0 %
378382	PIILANI HWY RD IMPRV/NUANUALOA		2,003,000			2,003,000	100.0 %
97080	* PIILANI HWY RD IMPR/NUANUALOA	0	2,003,000	0	0	2,003,000	100.0 %

County of Maui
Statement of Appropriations and Expenditures
Capital Improvement Program by District Fiscal
Year Ending 6/30/2017 - as of 12/31/2016

01	Hana	Prior Year	Amended	Year	Current	Balance	% of
Index	Activity ** Program *** District	Encumbrance	Budget /	to Date	Encumbrance	Available	Budget
* Activity ** Program *** District		/ Carryover	Lapses	Expended	12/31/2016		Available
378381	ROCKFALL/EMBKMNT ASSESSMNT		350,000			350,000	100.0 %
97081	* ROCKFALL/EMBANKMNT ASSESSMNT	0	350,000	0	0	350,000	100.0 %
907	** Roads	3,185,290	2,203,000	57,944	449,545	4,880,801	90.6 %
356477	HANA LF MAKAI BERM WASTE	584,818		51,015	533,803		0.0 %
95077	* HANA LF MAKAI BERM WST REMOVAL	584,818	0	51,015	533,803	0	0.0 %
367166	HANA LF MAKAI BERM WASTE	247,000	(16)		246,984		0.0 %
96066	* HANA LANDFILL MAKAI BERM WR	247,000	(16)	0	246,984	0	0.0 %
908	** Solid Waste Facilities	831,818	(16)	51,015	780,787	0	0.0 %
District ***	Hana	5,848,562	2,403,194	232,645	2,912,387	5,106,724	61.9 %

County of Maui
Statement of Appropriations and Expenditures
Capital Improvement Program by District Fiscal
Year Ending 6/30/2017 - as of 12/31/2016

02	Paia-Haiku	Prior Year	Amended	Year	Current	Balance	% of
Index	Activity ** Program *** District	Encumbrance	Budget /	to Date	Encumbrance	Available	Budget
		/ Carryover	Lapses	Expended	12/31/2016		Available
321212	HAIKU RD DRAINAGE IMPROVEMNT	1,142,959		917,031	225,927		0.0 %
92029	* HAIKU ROAD DRAINAGE IMPRVMNTS	1,142,959	0	917,031	225,927	0	0.0 %
901	** Drainage	1,142,959	0	917,031	225,927	0	0.0 %
356403	KAUNOA F/O EXPANSION/RE	113,342	(1,442)	3,619	108,281		0.0 %
95003	* KAUNOA F/O EXPANSION/RENOVATN	113,342	(1,442)	3,619	108,281	0	0.0 %
383010	HAIKU FIRE STATION	41,985			41,985		0.0 %
98003	* Haiku fire station	41,985	0	0	41,985	0	0.0 %
393201	HAIKU FIRE STATION	129,977			129,977		0.0 %
99044	* HAIKU FIRE STATION	129,977	0	0	129,977	0	0.0 %
903	** Government Facilities	285,304	(1,442)	3,619	280,243	0	0.0 %
367102	PAIA-HAIKU PARKS SYSTEM	386,141	(17)	32,694	353,431		0.0 %
96002	* PAIA-HAIKU PARKS SYSTEM	386,141	(17)	32,694	353,431	0	0.0 %
378353	PAIA-HAIKU PARKS SYSTEM		320,000	18,825	169,035	132,140	41.3 %
97053	* PAIA-HAIKU PARKS SYSTEM	0	320,000	18,825	169,035	132,140	41.3 %
904	** Parks and Recreation	386,141	319,983	51,519	522,466	132,140	18.7 %
522820	PAIA-HAIKU DISTRIBUTN SYS IMPR	7,557		7,557			0.0 %
92081	* PAIA-HAIKU DISTRIBUTN SYS IMPR	7,557	0	7,557	0	0	0.0 %
905	** WATER SUPPLY	7,557	0	7,557	0	0	0.0 %
317035	BALDWIN AVE BIKEWAY/GREENWAY	96,181			96,181		0.0 %
91016	* Baldwin ave bway/greenway	96,181	0	0	96,181	0	0.0 %
345288	KALIALINUI BRIDGE IMPROVEMENT	144,110		6,210	137,900		0.0 %

County of Maui
Statement of Appropriations and Expenditures
Capital Improvement Program by District Fiscal
Year Ending 6/30/2017 - as of 12/31/2016

02	Paia-Haiku	Prior Year Encumbrance / Carryover	Amended Budget / Lapses	Year to Date Expended	Current Encumbrance 12/31/2016	Balance Available	% of Budget Available
Index	* Activity ** Program *** District						
94039	* KALIALINUI BRIDGE IMPROVEMENT	144,110	0	6,210	137,900	0	0.0 %
356426	PAIA SCHOOL SAFE ROUTES	9,552			9,552		0.0 %
95026	* PAIA SCHOOL SAFE ROUTES - SCH	9,552	0	0	9,552	0	0.0 %
367235	NORTH SHORE GREENWAY	6,139		1,962	4,177		0.0 %
96035	* NORTH SHORE GREENWAY	6,139	0	1,962	4,177	0	0.0 %
378393	KAUPAKALUA PVEMNT RECONST		550,000		147,800	402,200	73.1 %
97093	* KAUPAKALUA RD PAVEMNT RECONS	0	550,000	0	147,800	402,200	73.1 %
378394	PAUWELA RD SIDEWK REPAIRS		500,000			500,000	100.0 %
97094	* PAUWELA RD SIDEWALK REPAIRS	0	500,000	0	0	500,000	100.0 %
907	** Roads	255,982	1,050,000	8,172	395,610	902,200	69.1 %
356480	PAIA WWPS FM REPLACEMENT	115,429	(115,429)				-
95080	* PAIA WWPS FM REPLACEMENT	115,429	(115,429)	0	0	0	- -
378330	KAUNOA SR CTR PROP SEWER SVC		40,000			40,000	100.0 %
97030	* KAUNOA-PROPERTY SEWER SVC	0	40,000	0	0	40,000	100.0 %
909	** Wastewater Facilities	115,429	(75,429)	0	0	40,000	100.0 %
District ***	Paia-Haiku	<u>2,193,372</u>	<u>1,293,112</u>	<u>987,898</u>	<u>1,424,246</u>	<u>1,074,340</u>	<u>30.8 %</u>

County of Maui
Statement of Appropriations and Expenditures
Capital Improvement Program by District Fiscal
Year Ending 6/30/2017 - as of 12/31/2016

03	Makawao-Pukalani-Kula	Prior Year	Amended	Year	Current	Balance	% of
Index	Activity ** Program *** District	Encumbrance	Budget /	to Date	Encumbrance	Available	Budget
		/ Carryover	Lapses	Expended	12/31/2016		Available
536110	OMAOPIO WATER TANK	1,796,500		462,669	1,333,831		0.0 %
96099	* State/FED/PVT FY96 FY06 FY16	1,796,500	0	462,669	1,333,831	0	0.0 %
788	** DWS SPECIAL REVENUE GRANT	1,796,500	0	462,669	1,333,831	0	0.0 %
356404	MAKAWAO MUNI PARK'G LOT	124,304		77,076	47,227		0.0 %
95004	* MAKAWAO MUNI PARK'G LOT LIGHTS	124,304	0	77,076	47,227	0	0.0 %
903	** Government Facilities	124,304	0	77,076	47,227	0	0.0 %
356405	MAKAWAO-HAIKU-PAIA PARKS	42,566		569	41,997		0.0 %
95005	* MAKAWAO-HAIKU-PAIA PRKS SYSTEM	42,566	0	569	41,997	0	0.0 %
356406	PUK-KULA-ULUPALAKUA PARKS	78,381		14,295	64,086		0.0 %
95006	* PUKA-KULA-ULUPALAKUA PARKS	78,381	0	14,295	64,086	0	0.0 %
356407	UPCOUNTRY SKATE PARK	20,304		8,606	11,698		0.0 %
95007	* UPCOUNTRY SKATE PARK	20,304	0	8,606	11,698	0	0.0 %
367103	MAK-PUK-KULA ULU PARKS	389,553	(3,004)	23,182	363,367		0.0 %
96003	* MAKAWAO-PUK-K-U PARKS SYSTEM	389,553	(3,004)	23,182	363,367	0	0.0 %
378347	MAK-PUK-KULA ULU PARKS		350,000			350,000	100.0 %
97047	* MAK-PUK-KUL-ULU PARK SYSTEM	0	350,000	0	0	350,000	100.0 %
378350	UPCOUNTRY SKATE PARK		100,000			100,000	100.0 %
97048	* UPCOUNTRY SKATE PARK	0	100,000	0	0	100,000	100.0 %
378249	WAIAKOA GYM IMPRVMNTS		34,352		34,352		0.0 %
97049	* WAIAKOA GYM IMPROVEMENTS	0	34,352	0	34,352	0	0.0 %
904	** Parks and Recreation	530,804	481,348	46,652	515,500	450,000	44.5 %
541160	KAMAOLE TANK REPLACE-DESIGN	6,854		5,073	1,781		0.0 %

County of Maui
Statement of Appropriations and Expenditures
Capital Improvement Program by District Fiscal
Year Ending 6/30/2017 - as of 12/31/2016

03	Makawao-Pukalani-Kula	Prior Year	Amended	Year	Current	Balance	% of
Index	Activity ** Program *** District	Encumbrance	Budget /	to Date	Encumbrance	Available	Budget
541170	PHASE 10 PUMP UPGRADES-DESIGN	/ Carryover	Lapses	Expended	12/31/2016	0	Available
		51,323			51,323		0.0 %
91058	* Mak/Puk/Kula distrbtn sys impr	58,177	0	5,073	53,104	0	0.0 %
502020	KAMAOLE TANK REPLACEMENT	115,573		115,573			0.0 %
92088	* KAMAOLE TANK REPLACEMENT	115,573	0	115,573	0	0	0.0 %
534120	KULA 200 #1 TANK REPLACEMENT	16,069		16,069			0.0 %
94083	* KULA 200 #1 TANK REPLACEMENT	16,069	0	16,069	0	0	0.0 %
524750	MAK-PUK-KULA DIST SYST IMPRV	40,658		4,769	35,890		0.0 %
94090	* MAKA-PUKA-KULA DIST SYSTEM IMP	40,658	0	4,769	35,890	0	0.0 %
526010	UPCOUNTRY FIRE PROTECTION	1,410,797	(339,928)	212,621	858,248		0.0 %
96075	* UPCOUNTRY FIRE PROTECTION	1,410,797	(339,928)	212,621	858,248	0	0.0 %
526020	SOURCE, TRANSMISSION&STORAGE	2,419,714	(2,245,582)	53,203	120,929		0.0 %
96076	* SOURCE, TRANSMISSION&STORAGE	2,419,714	(2,245,582)	53,203	120,929	0	0.0 %
537010	POOKELA WELL#2 EXPLORATORY		2,500,000			2,500,000	100.0 %
97112	* POOKELA WELL #2 EXPLORATORY	0	2,500,000	0	0	2,500,000	100.0 %
547020	UPCOUNTRY RELIABLE CAPACITY		2,200,000			2,200,000	100.0 %
97113	* UPCOUNTRY RELIABLE CAPACITY	0	2,200,000	0	0	2,200,000	100.0 %
905	** WATER SUPPLY	4,060,988	2,114,490	407,308	1,068,171	4,700,000	76.1 %
327503	HALIIMAILE RD IMPROVEMENTS	862,048				862,048	100.0 %
327504	MAKANI RD RESURFACING/HALEAKAL	875,947				875,947	100.0 %
327508	PUKALANI STREET PAVEMENT	22,934				22,934	100.0 %
92099	* State/Fed/Private FY2002/2012	1,760,929	0	0	0	1,760,929	100.0 %
331140	OLD HALEAKALA HWY SIDEWALK	998,000			998,000		0.0 %
337503	HALIIMAILE RD IMPRVMNT PHASE2	15,123				15,123	100.0 %

County of Maui
Statement of Appropriations and Expenditures
Capital Improvement Program by District Fiscal
Year Ending 6/30/2017 - as of 12/31/2016

03	Makawao-Pukalani-Kula	Prior Year	Amended	Year	Current	Balance	% of
Index	Activity ** Program *** District	Encumbrance	Budget /	to Date	Encumbrance	Available	Budget
		/ Carryover	Lapses	Expended	12/31/2016		Available
93099	* State/Fed/Private FY2003/2013	1,013,123	0	0	998,000	15,123	1.5 %
345274	HALEAKALA HWY INTERSECT IMPR	24,461			24,461		0.0 %
94040	* HALEAKALA HWY INTERSEC/MAKAWAO	24,461	0	0	24,461	0	0.0 %
345403	BALDWIN AVE RESURFACING	261,477			261,477	1	0.0 %
345410	HALEAKALA HWY INTERSEC IMPR	1,250,000			525,209	724,791	58.0 %
94099	* State/Fed/Private FY94/04/2014	1,511,477	0	0	786,686	724,792	48.0 %
356223	KOKOMO RD PAVEMENT RECON	46,388			46,388		0.0 %
95038	* KOKOMO RD PAVEMENT RECONSTRCTN	46,388	0	0	46,388	0	0.0 %
356740	KOKOMO RD PAVEMENT RECON	401,298	(106,262)		401,298	(106,262)	(36)%
356780	OLD HALEAKALA HWY PVMNT REHAB	3,881,667		2,321,381	1,560,287		0.0 %
95099	* State/Fed/PVT FY95-05-15	4,282,965	(106,262)	2,321,381	1,961,585	(106,262)	(2.5)%
367010	MAK/MAKANI ROAD IMPROVEMENTS	312,404			312,404		0.0 %
96000	* FY2006/1996 CIP Projects	312,404	0	0	312,404	0	0.0 %
367118	HALEAKALA HWY INTER IMP	500,000			500,000		0.0 %
96018	* HALEAKALA HWY @ MAKAWAO AVE	500,000	0	0	500,000	0	0.0 %
367238	BALDWIN AVE RESURF PH2	1,289,723		3,941	1,285,782		0.0 %
96038	* BALDWIN AVE RESURF PH2	1,289,723	0	3,941	1,285,782	0	0.0 %
367239	KOKOMO RD/MAKAWAO PAVEMNT	1,040		1,040			0.0 %
96039	* KOKOMO RD/MAKAWAO PAVEMNT PH2	1,040	0	1,040	0	0	0.0 %
367153	HALEAKALA HWY INTERSEC	1,000,000	(1,000,000)				-
96053	* HALEAKALA HWY INTER IMPRMNT	1,000,000	(1,000,000)	0	0	0	- -
367283	OLD HALEAKALA HWY RECONSTRUCTN	1,263,375		800,500	462,876		0.0 %

County of Maui
Statement of Appropriations and Expenditures
Capital Improvement Program by District Fiscal
Year Ending 6/30/2017 - as of 12/31/2016

03	Makawao-Pukalani-Kula	Prior Year	Amended	Year	Current	Balance	% of
Index	Activity ** Program *** District	Encumbrance	Budget /	to Date	Encumbrance	Available	Budget
		/ Carryover	Lapses	Expended	12/31/2016		Available
96083	* OLD HALEAKALA HWY RECONSTRUCTN	1,263,375	0	800,500	462,876	0	0.0 %
378388	GUARDRAIL/SHOULDER IMPRV		300,000			300,000	100.0 %
97088	* GUARDRAIL/SHOULDER IMPR	0	300,000	0	0	300,000	100.0 %
378389	KOKOMO/MAK AVE PAVEMNT RECONST		2,400,000			2,400,000	100.0 %
97089	* KOKOMO/MAK AVE PAVEMNT RECON	0	2,400,000	0	0	2,400,000	100.0 %
907	** Roads	13,005,885	1,593,738	3,126,862	6,378,182	5,094,582	34.9 %
367167	MAKANI CLOSED LF REMEDIATIN	262,119		14,073	248,046		0.0 %
96067	* MAKANI CLOSED LDF REMEDIATION	262,119	0	14,073	248,046	0	0.0 %
908	** Solid Waste Facilities	262,119	0	14,073	248,046	0	0.0 %
District ***	Makawao-Pukalani-Kula	<u>19,780,600</u>	<u>4,189,576</u>	<u>4,134,640</u>	<u>9,590,957</u>	<u>10,244,582</u>	<u>42.7 %</u>

County of Maui
Statement of Appropriations and Expenditures
Capital Improvement Program by District Fiscal
Year Ending 6/30/2017 - as of 12/31/2016

04	Wailuku-Kahului	Prior Year Encumbrance / Carryover	Amended Budget / Lapses	Year to Date Expended	Current Encumbrance 12/31/2016	Balance Available	% of Budget Available
Index	* Activity ** Program *** District						
371200	IAO STREAM IMPROVEMENTS	147,737			147,737		0.0 %
97000	* FY1997/2007 CIP projects	147,737	0	0	147,737	0	0.0 %
378295	PAPA AVE DRAINAGE IMPRV		50	50			0.0 %
97095	* PAPA AVE DRAINAGE IMPROVEMENTS	0	50	50	0	0	0.0 %
378396	C MAUI DRAINLINE REPAIRS		850,000	218,352	102,483	529,165	62.3 %
97096	* CENTRAL MAUI DRAINLINE REPAIRS	0	850,000	218,352	102,483	529,165	62.3 %
378397	TEST/INSPECT EXIST INJ WELLS		300,000		262,498	37,502	12.5 %
97097	* TESTING/INSPECTN-EXIST W/K INJ	0	300,000	0	262,498	37,502	12.5 %
378398	WAKEA/NIIHAU ST DRAINAGE IMPRV		450,000			450,000	100.0 %
97098	* WAKEA/NIIHAU ST DRAINAGE IMPR	0	450,000	0	0	450,000	100.0 %
901	** Drainage	147,737	1,600,050	218,402	512,718	1,016,667	58.2 %
345312	WAILUKU UNION CHCH/ADDL PARK	633			633		0.0 %
94012	* WAILUKU UNION CHURCH/CO PARK'G	633	0	0	633	0	0.0 %
902	** Other Projects	633	0	0	633	0	0.0 %
331243	REAL PROPERTY AT WAIKAPU	2,016			2,016		0.0 %
93089	* REAL PROPERTY AT WAIKAPU	2,016	0	0	2,016	0	0.0 %
345306	KALANA/MAUI PARK'G LOT RESURF	12,779		12,779			0.0 %
94006	* KALANA O MAUI PRKG LOT RESURFG	12,779	0	12,779	0	0	0.0 %
345308	AIR CONDITION CHILLER REPLCT	18,266			18,266		0.0 %
94008	* AIR CONDITIONING CHILLER REPLC	18,266	0	0	18,266	0	0.0 %
356409	MARKET ST PLAZA IMPROVEMENT	5,291		5,291			0.0 %
95009	* MARKET ST PLAZA IMPROVEMENTS	5,291	0	5,291	0	0	0.0 %

County of Maui
Statement of Appropriations and Expenditures
Capital Improvement Program by District Fiscal
Year Ending 6/30/2017 - as of 12/31/2016

04	Wailuku-Kahului	Prior Year Encumbrance / Carryover	Amended Budget / Lapses	Year to Date Expended	Current Encumbrance 12/31/2016	Balance Available	% of Budget Available
Index	* Activity ** Program *** District						
356293	COUNTY SERVICE CENTER	1,052,863		283,145	769,718		0.0 %
95093	* COUNTY SERVICE CENTER	1,052,863	0	283,145	769,718	0	0.0 %
367104	WAILUKU REDEV'T MUNI PRKG LOT	7,460,304	(2,856,083)	12,360	4,591,861		0.0 %
96004	* WAI REDEV MUNI PRK'G LOT EXP	7,460,304	(2,856,083)	12,360	4,591,861	0	0.0 %
367240	KALANA O MAUI ELECTRICAL	704,795			704,795		0.0 %
96040	* KALANA O MAUI ELECTRICAL UPGRD	704,795	0	0	704,795	0	0.0 %
378366	WAI REDEVT MUNI PRKG LOT EXP		3,380,447			3,380,447	100.0 %
97066	* WAI REDEV'T MUNI PARK'G LOT EX	0	3,380,447	0	0	3,380,447	100.0 %
378399	KALANA O MAUI LEAK REPAIRS		500,000	14,655	67,748	417,597	83.5 %
97092	* KALANA O MAUI BLDG LEAK REPRS	0	500,000	14,655	67,748	417,597	83.5 %
903	** Government Facilities	9,256,314	1,024,364	328,230	6,154,404	3,798,044	36.9 %
345310	WAR MEMORIAL CIVIC COMPLEX	41,701		10,371	31,330		0.0 %
94010	* WAR MEMORIAL CIVIC COMPLEX	41,701	0	10,371	31,330	0	0.0 %
345311	WM COMPLEX PAVING IMPROVEMENTS	24,432			24,432		0.0 %
94011	* WM COMPLEX PAVING IMPROVEMENTS	24,432	0	0	24,432	0	0.0 %
345245	WAILUKU GYM IMPROVEMENTS	48,959		48,959			0.0 %
94045	* WAILUKU GYM IMPROVEMENTS	48,959	0	48,959	0	0	0.0 %
356410	KAHULUI PARKS SYSTEM	88,451		88,451			0.0 %
95010	* KAHULUI PARKS SYSTEM	88,451	0	88,451	0	0	0.0 %
356411	KANAHA BEACH PRK MSTR PLAN	108,004		30,754	77,250		0.0 %
95011	* KANAHA BEACH PARK MASTER PLAN	108,004	0	30,754	77,250	0	0.0 %
356412	WAILUKU GYM IMPROVEMENTS	51,428		41,949	9,479		0.0 %

County of Maui
Statement of Appropriations and Expenditures
Capital Improvement Program by District Fiscal
Year Ending 6/30/2017 - as of 12/31/2016

04	Wailuku-Kahului	Prior Year Encumbrance / Carryover	Amended Budget / Lapses	Year to Date Expended	Current Encumbrance 12/31/2016	Balance Available	% of Budget Available
Index	* Activity ** Program *** District						
95012	* WAILUKU GYM IMPROVEMENTS	51,428	0	41,949	9,479	0	0.0 %
356413	WAIL-WAIH-WAIK PARKS SYS	18,788			18,788		0.0 %
95013	* WAILUKU-WAIHEE-WAIKAPU PARKS	18,788	0	0	18,788	0	0.0 %
367105	CENTRAL MAUI PARKS SYSTEM	521,641	(2,000)	106,340	413,301		0.0 %
96005	* CENTRL MAUI PARKS SYSTEM	521,641	(2,000)	106,340	413,301	0	0.0 %
367106	KEPANIWAI HERITAGE GARDENS	82,750	(3,400)	5,260	74,090		0.0 %
96006	* KEPANIWAI HERITAGE GARDENS	82,750	(3,400)	5,260	74,090	0	0.0 %
378355	CENTRAL MAUI PARKS SYSTEM		539,000		16,939	522,061	96.9 %
97055	* CENTRAL MAUI PARKS SYSTEM	0	539,000	0	16,939	522,061	96.9 %
378258	WAIIEHU GC WWTR IMPR		49,600			49,600	100.0 %
97058	* WAIIEHU GC WW IMPROVEMENTS	0	49,600	0	0	49,600	100.0 %
378261	WAILUKU POOL IMPRVMNTS		29,224			29,224	100.0 %
97061	* WAILUKU POOL IMPROVEMENTS	0	29,224	0	0	29,224	100.0 %
378262	WM COMPLEX PAVING IMPRV		71,200			71,200	100.0 %
97062	* WM COMPLEX PAVING IMPRVMNTS	0	71,200	0	0	71,200	100.0 %
904	** Parks and Recreation	986,154	683,624	332,084	665,609	672,085	40.2 %
501030	KAHULUI TANK II - CONSTRUCTION	1,750,000			1,750,000		0.0 %
91024	* Wai-kah distr system imprvmnts	1,750,000	0	0	1,750,000	0	0.0 %
523530	WAI-KAH DIST SYSTEM IMPROVEMTS	61,026		23,230	37,796		0.0 %
93086	* WAILUKU-KAHULUI DISTRIBUTION	61,026	0	23,230	37,796	0	0.0 %
536100	IAO WATER TREATMENT FAC REPLCM	21,500,000	(475)		21,499,525		0.0 %

County of Maui
Statement of Appropriations and Expenditures
Capital Improvement Program by District Fiscal
Year Ending 6/30/2017 - as of 12/31/2016

04	Wailuku-Kahului	Prior Year	Amended	Year	Current	Balance	% of
Index	Activity ** Program *** District	Encumbrance	Budget /	to Date	Encumbrance	Available	Budget
*	**	/ Carryover	Lapses	Expended	12/31/2016	Available	Available
96072	* IAO WTR TREATMENT FAC REPLCMNT	21,500,000	(475)	0	21,499,525	0	0.0 %
547030	CENTRAL MAUI RELIABLE CAPACITY		425,000			425,000	100.0 %
97114	* C MAUI RELIABLE CAPACITY	0	425,000	0	0	425,000	100.0 %
905	** WATER SUPPLY	23,311,026	424,525	23,230	23,287,321	425,000	1.8 %
317504	KAM/HINA AVE TRAFFIC SIGNAL	383,123				383,123	100.0 %
91099	* State/Fed/Private FY2001/2011	383,123	0	0	0	383,123	100.0 %
327030	LONO AVENUE IMPROVEMENTS	26,986			26,986		0.0 %
92018	* LONO AVENUE IMPROVEMENTS	26,986	0	0	26,986	0	0.0 %
327501	KAHEKILI HWAY PAVMENT/REHAB	881,599				881,599	100.0 %
327507	LONO AVE PAVEMENT REHABILITATI	132,502			120,280	12,222	9.2 %
92099	* State/Fed/Private FY2002/2012	1,014,101	0	0	120,280	893,821	88.1 %
331122	KAM AVE/HINA PVTMNT REHAB	144,423			144,423		0.0 %
93022	* KAMEHAMEHA/HINA PAVEMENT	144,423	0	0	144,423	0	0.0 %
331124	WAKEA PVMNT KAAHUMANU/PUUNENE	66,229			66,229		0.0 %
93024	* WAKEA/KAAHUMANU/PUUNENE PVMNT	66,229	0	0	66,229	0	0.0 %
331125	KAMEHAMEHA AVE AT KANE ST	19,540			19,540		0.0 %
93025	* KAMEHAMEHA AT KANE STREET	19,540	0	0	19,540	0	0.0 %
337504	KAMEHAMEHA AVE PAVEMENT REHAB	1,522,324			577,690	944,634	62.1 %
337505	KAMEHAMEHA TRFC SIGNAL @ KANE	167,226			78,159	89,067	53.3 %
337515	WAKEA AVE PAVEMENT REHAB	1,060,906			246,775	814,132	76.7 %
93099	* State/Fed/Private FY2003/2013	2,750,456	0	0	902,624	1,847,833	67.2 %
345326	WAKEA/KAMEHAMEHA AVE TRAFFIC	35,379			35,379		0.0 %

County of Maui
Statement of Appropriations and Expenditures
Capital Improvement Program by District Fiscal
Year Ending 6/30/2017 - as of 12/31/2016

04	Wailuku-Kahului	Prior Year	Amended	Year	Current	Balance	% of
Index	Activity ** Program *** District	Encumbrance	Budget /	to Date	Encumbrance	Available	Budget
		/ Carryover	Lapses	Expended	12/31/2016		Available
94026	* WAKEA/KAMEHAMEHA TRAFFIC SIGN	35,379	0	0	35,379	0	0.0 %
345247	PAPA AVE PAVEMENT REHABILITATI	173,228		38,581	134,647		0.0 %
94047	* PAPA AVE PAVEMENT REHAB/PUUNEN	173,228	0	38,581	134,647	0	0.0 %
345248	WAIALE RD SHOULDER IMPROVEMENT	62,360			62,360		0.0 %
94048	* WAIALE RD SHOULDER IMPROVEMENT	62,360	0	0	62,360	0	0.0 %
345293	WAKEA AVE TRAFFIC SIGNALS	2,763			2,763		0.0 %
94049	* WAKEA AVE TRAFFIC SIGNALS/HINA	2,763	0	0	2,763	0	0.0 %
345250	WAKEA AVE/WELLS PAVEMENT REHAB	45,199			45,199		0.0 %
94050	* WAKEA/WELLS ST PAVEMENT REHAB	45,199	0	0	45,199	0	0.0 %
345401	WAKEA AVE/WELLS ST PAVEMENT RE	348,103			275,574	72,529	20.8 %
345402	WAKEA AVE at HINA TRAFFIC	59,853			29,319	30,534	51.0 %
347520	PAPA AVE PAVEMENT REHABILITATI	694,742		154,324	538,589	1,828	0.3 %
94099	* State/Fed/Private FY94/04/2014	1,102,698	0	154,324	843,482	104,891	9.5 %
356225	HANSEN ROAD IMPROVEMENT	88,305		27,879	60,427		0.0 %
95042	* HANSEN ROAD IMPROVEMENTS	88,305	0	27,879	60,427	0	0.0 %
356244	KAHAKULOA STREAM BRIDGE	361,905		82,221	279,684		0.0 %
95044	* KAHAKULOA STREAM BRIDGE	361,905	0	82,221	279,684	0	0.0 %
356245	WAIALE ROAD EXTENSION	375,268		13,200	362,068		0.0 %
95045	* WAIALE ROAD EXTENSION	375,268	0	13,200	362,068	0	0.0 %
356246	WAIIEHU STREAM BRIDGE REPAIR	500,000			500,000		0.0 %
95046	* WAIIEHU STREAM BRIDGE REPAIR	500,000	0	0	500,000	0	0.0 %
356700	HANSEN RD PAVEMENT RECONS	229,065		122,692	20,694	85,679	37.4 %
356720	LONO AVE PAVEMENT REHAB PH2	187,270		128,729	58,541		0.0 %

County of Maui
Statement of Appropriations and Expenditures
Capital Improvement Program by District Fiscal
Year Ending 6/30/2017 - as of 12/31/2016

04	Wailuku-Kahului	Prior Year Encumbrance / Carryover	Amended Budget / Lapses	Year to Date Expended	Current Encumbrance 12/31/2016	Balance Available	% of Budget Available
Index	* Activity ** Program *** District						
95099	* State/Fed/PVT FY95-05-15	416,335	0	251,421	79,235	85,679	20.6 %
367119	KAMEHAMEHA AVE @ MAUI LANI	1,400,000	(1,149,831)	221,746	28,423		0.0 %
96019	* KAMEHAMEHA AVE @ MAUI LANI	1,400,000	(1,149,831)	221,746	28,423	0	0.0 %
367120	LOWER MAIN ST RESURFACING	150,000	(150,000)				-
96020	* LOWER MAIN ST RESURFACING	150,000	(150,000)	0	0	0	- -
367129	CENTRAL MAUI BIKE/PEDESTRIAN	150,000		38,710	111,290		0.0 %
96029	* CENTRAL MAUI BIKE & PEDESTRIAN	150,000	0	38,710	111,290	0	0.0 %
367241	KAHEKILI HWY IMPRV	3,000,000			3,000,000		0.0 %
96041	* KAHEKILI HIGHWAY IMPROVMENTS	3,000,000	0	0	3,000,000	0	0.0 %
367242	KUIKAHI DR PAVEMENT REHAB	436,068		1,593	434,475		0.0 %
96042	* KUIKAHI DRIVE PAVEMENT REHAB	436,068	0	1,593	434,475	0	0.0 %
378206	KAHAKULOA STREAM BRIDGE		548	548			0.0 %
97100	* KAHAKULOA STREAM BRIDGE	0	548	548	0	0	0.0 %
378402	C MAUI SIGNAL UPGRADE		270,000			270,000	100.0 %
97102	* CENTRAL MAUI SIGNAL UPGRADES	0	270,000	0	0	270,000	100.0 %
378403	KAMEHAMEHA AVE SW IMPRV		330,000	2,208		327,792	99.3 %
97103	* KAMEHAMEHA AVE SIDEWALK IMPR	0	330,000	2,208	0	327,792	99.3 %
378404	WAKEA/KAMEHA INTERSEC IMPRV		240,000			240,000	100.0 %
97104	* WAKEA/KAMEHA AVE INTERSCTN IMP	0	240,000	0	0	240,000	100.0 %
907	** Roads	12,704,366	(459,283)	832,431	7,259,514	4,153,139	33.9 %
356213	CENTRAL MAUI LF PH VI-A	40,672		40,630	42		0.0 %

County of Maui
Statement of Appropriations and Expenditures
Capital Improvement Program by District Fiscal
Year Ending 6/30/2017 - as of 12/31/2016

04	Wailuku-Kahului	Prior Year	Amended	Year	Current	Balance	% of
Index	Activity ** Program *** District	Encumbrance	Budget /	to Date	Encumbrance	Available	Budget
		/ Carryover	Lapses	Expended	12/31/2016		Available
95047	* CENTRAL MAUI LANDFILL PH VI-A	40,672	0	40,630	42	0	0.0 %
356478	C MAUI LANDFILL IMPRVMT	79,608	(475)	43,009	36,125		0.0 %
95078	* CENTRAL MAUI LF IMPROVEMENTS	79,608	(475)	43,009	36,125	0	0.0 %
367168	WAIKAPU CLOSED LF REMEDIATIN	223,080			223,080		0.0 %
96068	* WAIKAPU CLOSED LF REMEDIATION	223,080	0	0	223,080	0	0.0 %
378314	CML PH V GAS COLL SYS EXP		2,500,000		1,702,624	797,376	31.9 %
97014	* CML PH V GAS COLL'N SYS EXP	0	2,500,000	0	1,702,624	797,376	31.9 %
378315	CML SYS CTRL/DATA ACQUISTN		80,000			80,000	100.0 %
97015	* CML SYS CONTROL & DATA ACQUI	0	80,000	0	0	80,000	100.0 %
378316	LEACHATE COLL/RECOV/EDS UPGRD		80,000			80,000	100.0 %
97016	* LEACHATE COLL/RECOVERY/ELEC DS	0	80,000	0	0	80,000	100.0 %
908	** Solid Waste Facilities	343,360	2,659,525	83,639	1,961,871	957,376	31.9 %
329007	MALUHIA BEACH LOTS SWR SYSTEM	5,334			5,334		0.0 %
92044	* MALUHIA BEACH LOTS SWR SYSTM	5,334	0	0	5,334	0	0.0 %
345369	HOO HUI ANA FM REPLACEMENT	613,470			613,470		0.0 %
94069	* HOO HUI ANA FM REPLACEMENT	613,470	0	0	613,470	0	0.0 %
345371	WAIIEHU WW PUMP STN MODIFICATIO	238,403		238,403			0.0 %
94071	* WAIIEHU WW PUMP STN MODIFICATIO	238,403	0	238,403	0	0	0.0 %
356463	EPA CONSENT DECREE SEWER REHAB	115,739		39,204	76,535		0.0 %
95063	* EPA CONSENT DECREE SEWER REHAB	115,739	0	39,204	76,535	0	0.0 %
356481	WAIIEHU WWPS FM REPLACEMENT	837,410			837,410		0.0 %

County of Maui
Statement of Appropriations and Expenditures
Capital Improvement Program by District Fiscal
Year Ending 6/30/2017 - as of 12/31/2016

04	Wailuku-Kahului	Prior Year	Amended	Year	Current	Balance	% of
Index	Activity ** Program *** District	Encumbrance	Budget /	to Date	Encumbrance	Available	Budget
*	***	/ Carryover	Lapses	Expended	12/31/2016	***	Available
95081	* WAIEHU WWPS FM REPLACEMENT	837,410	0	0	837,410	0	0.0 %
367155	EPA CONSENT DECREE SEWER REHAB	655,788		14,954	640,834		0.0 %
96055	* EPA CONSENT DECREE SEWER REHAB	655,788	0	14,954	640,834	0	0.0 %
367171	HAWAIIAN HOMES FM REPLCMNT	2,240,000			2,240,000		0.0 %
96071	* HAWAIIAN HOMES FM REPLACEMENT	2,240,000	0	0	2,240,000	0	0.0 %
367179	WAI-KAH WW RECL FAC FM	1,361,514	(247,521)	1,113,993			0.0 %
96079	* WAI-KAH WW RECL FAC FILTER MOD	1,361,514	(247,521)	1,113,993	0	0	0.0 %
378317	EPA SEWER REHABILITATION		1,000,000			1,000,000	100.0 %
97017	* EPA SEWER REHABILITATION	0	1,000,000	0	0	1,000,000	100.0 %
378318	WAI-KAH WWRF SOLID BLDG RENO		1,000,000			1,000,000	100.0 %
97018	* WAI-KAH WWRF SOLIDS BLDG RENO	0	1,000,000	0	0	1,000,000	100.0 %
909	** Wastewater Facilities	6,067,658	1,752,479	1,406,554	4,413,583	2,000,000	25.6 %
District ***	Wailuku-Kahului	52,817,248	7,685,284	3,224,570	44,255,653	13,022,311	21.5 %

County of Maui
Statement of Appropriations and Expenditures
Capital Improvement Program by District Fiscal
Year Ending 6/30/2017 - as of 12/31/2016

05	Kihei-Makena	Prior Year	Amended	Year	Current	Balance	% of
Index	Activity ** Program *** District	Encumbrance	Budget /	to Date	Encumbrance	Available	Budget
		/ Carryover	Lapses	Expended	12/31/2016		Available
331244	HAUOLI ST DRAINAGE IMPRVMT	27,790			27,790		0.0 %
93044	* HAUOLI ST DRAINAGE IMPROVEMNT	27,790	0	0	27,790	0	0.0 %
357010	KIHEI DRAINAGE MASTER PLAN	2,556		2,100	456		0.0 %
95000	* FY2005/1995 CIP projects	2,556	0	2,100	456	0	0.0 %
391001	HAUOLI ST DRAINAGE IMPROVMNTS	45,265			45,265		0.0 %
99028	* HAUOLI ST DRAINAGE IMPROVMNTS	45,265	0	0	45,265	0	0.0 %
901	** Drainage	75,611	0	2,100	73,511	0	0.0 %
331253	KIHEI POLICE STATION	78,874			78,874		0.0 %
93093	* KIHEI POLICE STATION	78,874	0	0	78,874	0	0.0 %
345313	DMVL KIHEI SATELLITE OFF EXP	4,824			4,824		0.0 %
94013	* DMVL KIHEI SATELLITE OFFICE EX	4,824	0	0	4,824	0	0.0 %
903	** Government Facilities	83,698	0	0	83,698	0	0.0 %
356416	SOUTH MAUI PARKS SYSTEM	128,141		68,650	59,491		0.0 %
95016	* SOUTH MAUI PARKS SYSTEM	128,141	0	68,650	59,491	0	0.0 %
356227	SO MAUI COMMUNITY PARK	227,402		5,853	221,550		0.0 %
95048	* SOUTH MAUI COMMUNITY PARK	227,402	0	5,853	221,550	0	0.0 %
367107	SOUTH MAUI PARKS SYSTEM	175,762		139,187	36,574		0.0 %
96007	* SOUTH MAUI PARKS SYSTEM	175,762	0	139,187	36,574	0	0.0 %
367108	WAIPUILANI PARK IRRIGATION	720,650	(239,500)	19,600	461,550		0.0 %
96008	* WAIPUILANI PARK IRRIGATION	720,650	(239,500)	19,600	461,550	0	0.0 %
378244	SOUTH MAUI PARKS SYSTEM		108,444			108,444	100.0 %
378340	SOUTH MAUI PARKS SYSTEM		597,000			597,000	100.0 %

County of Maui
Statement of Appropriations and Expenditures
Capital Improvement Program by District Fiscal
Year Ending 6/30/2017 - as of 12/31/2016

05	Kihei-Makena	Prior Year	Amended	Year	Current	Balance	% of
Index	Activity ** Program *** District	Encumbrance	Budget /	to Date	Encumbrance	Available	Budget
* Activity ** Program *** District		/ Carryover	Lapses	Expended	12/31/2016		Available
97040	* SOUTH MAUI PARKS SYSTEM	0	705,444	0	0	705,444	100.0 %
378341	WAIPUILANI PRK IRRIGATION		100,000			100,000	100.0 %
97041	* WAIPUILANI PARK IRRIGATN SYS	0	100,000	0	0	100,000	100.0 %
904	** Parks and Recreation	1,251,955	565,944	233,290	779,165	805,444	44.3 %
521540	BOOSTER PMP/MTR	24,822			24,822		0.0 %
91065	* Kihei-Makena distrbtn sys impr	24,822	0	0	24,822	0	0.0 %
533150	MAUI MEADOWS BOOST PUMP 18 IMP	123,716		123,716			0.0 %
93079	* MAUI MEADOWS BOOSTER PUMP #8	123,716	0	123,716	0	0	0.0 %
905	** WATER SUPPLY	148,538	0	123,716	24,822	0	0.0 %
317030	KULANIHAKOI BRIDGE REPLACEMNT	139,764		45,773	93,991		0.0 %
91011	* Kulanihakoi bridge replcmnt	139,764	0	45,773	93,991	0	0.0 %
331127	S KIHEI RD PAVEMENT REHAB	26,100			26,100		0.0 %
93027	* SO KIHEI RD PVMNT REHAB	26,100	0	0	26,100	0	0.0 %
345330	SO KIHEI SIDEWALK/BOAT RAMP/KI	43,812		43,812			0.0 %
94030	* S KIHEI SIDEWK/BOAT RAMP/KILOH	43,812	0	43,812	0	0	0.0 %
345331	NORTH SO COLLECTOR RD/NAMAUU	158,304		50,656	107,648		0.0 %
94031	* NORTH SOUTH COLLECTOR ROAD	158,304	0	50,656	107,648	0	0.0 %
345400	SO KIHEI RD PAVEMENT REHAB	144,866			144,866		0.0 %
347501	KIHEI BIKEWAY-PIILANI NORTH	397,131				397,131	100.0 %
94099	* State/Fed/Private FY94/04/2014	541,997	0	0	144,866	397,131	73.3 %
356215	WAILEA ALANUI/IKE DR PAVEMENT	172,653		15,985	156,668		0.0 %
95049	* WAILEA ALANUI/IKE DR PVMNT IM	172,653	0	15,985	156,668	0	0.0 %

County of Maui
Statement of Appropriations and Expenditures
Capital Improvement Program by District Fiscal
Year Ending 6/30/2017 - as of 12/31/2016

05	Kihei-Makena	Prior Year Encumbrance / Carryover	Amended Budget / Lapses	Year to Date Expended	Current Encumbrance 12/31/2016	Balance Available	% of Budget Available
Index	* Activity ** Program *** District						
356760	WAILEA ALANUI/IKE DR PAVEMENT	538,731			538,731		0.0 %
95099	* State/Fed/PVT FY95-05-15	538,731	0	0	538,731	0	0.0 %
367121	S KIHEI RD IMPRV PH 4	66,462	(61,412)		5,050		0.0 %
96021	* S KIHEI RD IMPRV PHASE IV	66,462	(61,412)	0	5,050	0	0.0 %
367244	NORTH SO COLLECTOR RD	553,622			553,622		0.0 %
96044	* NORTH SOUTH COLLECTOR RD	553,622	0	0	553,622	0	0.0 %
367184	S MAUI REGIONAL TRAFFIC	340,000	(832)		339,168		0.0 %
96084	* S MAUI REGIONAL TRAFFIC MP	340,000	(832)	0	339,168	0	0.0 %
367577	NORTH SO COLLECTOR RD	246,378			246,378		0.0 %
367579	KIHEI BIKEWAY PHASE 2	45,803			45,803		0.0 %
369501	KIHEI BIKEWAY PHASE 2	440,350		366,505	73,845		0.0 %
369503	SO MAUI TRAFFIC MASTER PLAN	342,000			342,000		0.0 %
369505	KUIKAHI DR PAVEMENT REHAB	1,994,564			1,704,300	290,264	14.6 %
369507	BALDWIN AVE PAVEMNT REHAB PH2		3,184,328		3,184,327	1	0.0 %
96099	* State/FED/PVT FY96 FY06 FY16	3,069,095	3,184,328	366,505	5,596,653	290,265	4.6 %
378284	PAVEMNT REHAB SM LOCATIONS		6,131	304		5,828	95.1 %
97084	* SM PAVEMNT REHAB VARIOUS LOC	0	6,131	304	0	5,828	95.1 %
378385	WAIPUILANI BIKE PATH		150,000			150,000	100.0 %
97085	* WAIPUILANI BIKE PATH	0	150,000	0	0	150,000	100.0 %
907	** Roads	5,650,540	3,278,215	523,035	7,562,497	843,224	9.4 %
345372	KIHEI FM #16 REPLACEMENT	198,071		160,554	37,517		0.0 %
94072	* KIHEI FM #16 REPLACEMENT	198,071	0	160,554	37,517	0	0.0 %
356464	LILLOA DR RECYCLED WATER	3,473		3,473			0.0 %

County of Maui
Statement of Appropriations and Expenditures
Capital Improvement Program by District Fiscal
Year Ending 6/30/2017 - as of 12/31/2016

05	Kihei-Makena	Prior Year	Amended	Year	Current	Balance	% of
Index	Activity ** Program *** District	Encumbrance	Budget /	to Date	Encumbrance	Available	Budget
		/ Carryover	Lapses	Expended	12/31/2016		Available
95064	* LILOA DR RECYCLED WATER LINE	3,473	0	3,473	0	0	0.0 %
356465	SO MAUI RECYCLED WATER	232,431		68,619	163,812		0.0 %
95065	* SO MAUI RECYCLED WATER SYSTEM	232,431	0	68,619	163,812	0	0.0 %
356482	S MAUI RECYCLED WTR DIST SYS	18,626			18,626		0.0 %
95082	* SO MAUI RECYCLED WATER DISTRIB	18,626	0	0	18,626	0	0.0 %
367173	KIHEI #16 PS REHAB/FM REPLC	4,400,000			4,400,000		0.0 %
96073	* KIHEI #16 PS REHAB/FM REPLCMNT	4,400,000	0	0	4,400,000	0	0.0 %
378309	KENOLIO RD/KOKI SEWER REHAB		50,000			50,000	100.0 %
97009	* KENOLIO RD/KOKI PL SEWER REHAB	0	50,000	0	0	50,000	100.0 %
378310	KIHEI WWF RTU UPGRDS		1,500,000		58,383	1,441,617	96.1 %
97010	* KIHEI WWRF RTU UPGRADES	0	1,500,000	0	58,383	1,441,617	96.1 %
378311	N KIHEI MAUKA TRNSM SYS		200,000			200,000	100.0 %
97011	* N KIHEI MAUKA TRANSMISSION SYS	0	200,000	0	0	200,000	100.0 %
378312	KULANIHAKOI ST RECYCLE WTR LN		1,700,000			1,700,000	100.0 %
97012	* KULANIHAKOI SR RECYCLED WTR LN	0	1,700,000	0	0	1,700,000	100.0 %
909	** Wastewater Facilities	4,852,601	3,450,000	232,646	4,678,338	3,391,617	40.9 %
District ***	Kihei-Makena	12,062,943	7,294,159	1,114,787	13,202,031	5,040,285	26.0 %

County of Maui
Statement of Appropriations and Expenditures
Capital Improvement Program by District Fiscal
Year Ending 6/30/2017 - as of 12/31/2016

06	West Maui	Prior Year Encumbrance / Carryover	Amended Budget / Lapses	Year to Date Expended	Current Encumbrance 12/31/2016	Balance Available	% of Budget Available
Index	* Activity ** Program *** District						
301200	LAHAINA WATERSHD FLOOD CONTRL	137,348			137,348		0.0 %
90149	* Lahaina watershed flood contrl	137,348	0	0	137,348	0	0.0 %
317506	LAHAINA WATERSHED PROJ DIVERSI	67,665		153		67,511	99.8 %
91099	* State/Fed/Private FY2001/2011	67,665	0	153	0	67,511	99.8 %
321213	LAHAINA WATERSHED FLOOD CTRL	221,311			221,311		0.0 %
92033	* LAHAINA WATERSHED FLOOD CONTRL	221,311	0	0	221,311	0	0.0 %
331247	LAHAINA WATERSHED FLD CONTROL	31,275		782	30,493		0.0 %
93047	* LAHAINA WATERSHED FLD CONTROL	31,275	0	782	30,493	0	0.0 %
337506	LAH WATERSHED PROJ DIV PH 3A	823,742			421,588	402,153	48.8 %
93099	* State/Fed/Private FY2003/2013	823,742	0	0	421,588	402,153	48.8 %
345276	LAHAINA WATERSHED FLOOD CTRL	56			56		0.0 %
94054	* LAHAINA WATERSHED FLOOD CNTRL	56	0	0	56	0	0.0 %
356216	LAHAINA WATERSHED FLD CTRL	216,315			216,315		0.0 %
95050	* LAHAINA WATERSHED FLD CONTROL	216,315	0	0	216,315	0	0.0 %
356229	NAPILI 4/5 CULVERT	90,370		25,654	64,716		0.0 %
95052	* NAPILI 4/5 CULVERT/L HONO RD	90,370	0	25,654	64,716	0	0.0 %
367245	LAHAINA WATERSHED FLD CTRL	2,000,000		15,000	1,985,000		0.0 %
96045	* LAHAINA WATERSHED FLOOD CTRL	2,000,000	0	15,000	1,985,000	0	0.0 %
901	** Drainage	3,588,082	0	41,589	3,076,827	469,664	13.1 %
345266	MOKUHINIA ECOSYSTEM/RESTORATN	132,411			132,411		0.0 %
94107	* MOKUHINIA ECOSYSTEM/RESTORATN	132,411	0	0	132,411	0	0.0 %
356462	WEST MAUI PARKS SYSTEM	357,760	(2,831)	6,300	348,629		0.0 %

County of Maui
Statement of Appropriations and Expenditures
Capital Improvement Program by District Fiscal
Year Ending 6/30/2017 - as of 12/31/2016

06	West Maui	Prior Year Encumbrance / Carryover	Amended Budget / Lapses	Year to Date Expended	Current Encumbrance 12/31/2016	Balance Available	% of Budget Available
Index	* Activity ** Program *** District						
95062	* WEST MAUI PARKS SYSTEM	357,760	(2,831)	6,300	348,629	0	0.0 %
356560	MOKUHINIA ECOSYSTEM RESTO	3,000			3,000		0.0 %
95094	* MOKUHINIA ECOSYSTEM RESTO SYS	3,000	0	0	3,000	0	0.0 %
367109	WEST MAUI PARKS SYSTEM	225,000			225,000		0.0 %
96009	* WEST MAUI PARKS SYSTEM	225,000	0	0	225,000	0	0.0 %
367154	WEST MAUI PARKS SYSTEM	458,680	(165)	29,148	429,367		0.0 %
96054	* WEST MAUI PARKS SYSTEM	458,680	(165)	29,148	429,367	0	0.0 %
378264	WEST MAUI PARKS SYSTEM		416,094			416,094	100.0 %
378363	WEST MAUI PARKS SYSTEM		85,000		9,400	75,600	88.9 %
378365	WEST MAUI PARKS SYSTEM		285,000			285,000	100.0 %
97063	* W MAUI PARKS SYSTEM	0	786,094	0	9,400	776,694	98.8 %
904	** Parks and Recreation	1,176,851	783,098	35,448	1,147,807	776,694	39.6 %
541210	WEST MAUI SOURCE DEVELOPMENTS	131,898			131,898		0.0 %
91060	* West Maui srce/trmnt plnt impr	131,898	0	0	131,898	0	0.0 %
542320	WEST MAUI SOURCE IMPROVEMENTS	43,937				43,937	100.0 %
92078	* WEST MAUI SOURCE IMPROVEMENTS	43,937	0	0	0	43,937	100.0 %
524850	WEST MAUI DIST SYSTEM IMPROVMT	163,785		20,971	142,814		0.0 %
94101	* WEST MAUI DIST SYSTEM IMPRVMT	163,785	0	20,971	142,814	0	0.0 %
545150	WEST MAUI RELIABLE CAPACITY	250,000			250,000		0.0 %
95085	* WEST MAUI RELIABLE CAPACITY	250,000	0	0	250,000	0	0.0 %
537020	MAHINAHINA WELL #1 DEVELOPMENT		10,000,000			10,000,000	100.0 %
97115	* MAHINAHINA WELL #1 DEV'T	0	10,000,000	0	0	10,000,000	100.0 %

County of Maui
Statement of Appropriations and Expenditures
Capital Improvement Program by District Fiscal
Year Ending 6/30/2017 - as of 12/31/2016

06	West Maui	Prior Year Encumbrance / Carryover	Amended Budget / Lapses	Year to Date Expended	Current Encumbrance 12/31/2016	Balance Available	% of Budget Available
Index	* Activity ** Program *** District						
905	** WATER SUPPLY	589,620	10,000,000	20,971	524,712	10,043,937	94.8 %
307027	SHAW ST SIDEWALK/WAINEE ST	35,951			35,951		0.0 %
90126	* Shaw st/Wainee st to Hpiilani	35,951	0	0	35,951	0	0.0 %
356430	FRONT ST DECK&RAIL REPAIR	75,761		28,688	47,073		0.0 %
95030	* FRONT ST DECK & RAIL REPAIR	75,761	0	28,688	47,073	0	0.0 %
356575	WM ROADWAY IMPRV MTV GRANT	715,000				715,000	100.0 %
95099	* State/Fed/PVT FY95-05-15	715,000	0	0	0	715,000	100.0 %
367575	WM ROADWAY IMPRV SVO GRANT	1,700,000				1,700,000	100.0 %
96099	* State/FED/PVT FY96 FY06 FY16	1,700,000	0	0	0	1,700,000	100.0 %
378406	WM GREENWAY PILOT PRJ		300,000			300,000	100.0 %
97106	* WM GREENWAY PILOT PROJECT	0	300,000	0	0	300,000	100.0 %
907	** Roads	2,526,712	300,000	28,688	83,024	2,715,000	96.0 %
367169	LOWALU CLOSED LF REMEDIATIN	229,481		14,501	214,980		0.0 %
96069	* OLOWALU CLSD LF REMEDIATION	229,481	0	14,501	214,980	0	0.0 %
908	** Solid Waste Facilities	229,481	0	14,501	214,980	0	0.0 %
329015	LAHAINA FORCE MAIN#7 REPLCMNT	3,277		3,277			0.0 %
92052	* LAHAINA FORCE MAIN#7 REPLACMNT	3,277	0	3,277	0	0	0.0 %
331166	LAHAINA FORCE MAIN #4 REPLCMN	136,156			136,156		0.0 %
93066	* LAHAINA FM #4 REPLACEMENT	136,156	0	0	136,156	0	0.0 %
331168	LAHAINA WWRF ODOR CONTROL	123,478		28,436	95,042		0.0 %
93068	* LAHAINA WWRF ODOR CONTROL	123,478	0	28,436	95,042	0	0.0 %
331180	LAHAINA WW PUMP STATION #2	366,279		96,588	269,691		0.0 %

County of Maui
Statement of Appropriations and Expenditures
Capital Improvement Program by District Fiscal
Year Ending 6/30/2017 - as of 12/31/2016

06	West Maui	Prior Year Encumbrance / Carryover	Amended Budget / Lapses	Year to Date Expended	Current Encumbrance 12/31/2016	Balance Available	% of Budget Available
Index	* Activity ** Program *** District						
93080	* LAHAINA WW PUMP STATION#2	366,279	0	96,588	269,691	0	0.0 %
331183	WEST MAUI RECYCLED WATER PROJ	163,298				163,298	100.0 %
93091	* WEST MAUI RECYCLED WATER PROJ	163,298	0	0	0	163,298	100.0 %
345374	KAANAPALI RESORT R-1 WATER DIS	668,640			668,640		0.0 %
94074	* KAAANAPALI RESORT R-1 H2O DIST	668,640	0	0	668,640	0	0.0 %
345377	W MAUI RECYC'D WATER SYS EXP	49,675			49,675		0.0 %
94077	* WEST MAUI RECYCLED H2O SYS EXP	49,675	0	0	49,675	0	0.0 %
356468	LAHAINA WWRF MODIFICATN	497,797		497,797			0.0 %
95068	* LAHAINA WWRF MODIFICATIONS	497,797	0	497,797	0	0	0.0 %
356469	LAHAINA WWRF ODOR CTRL	1,935,267		238,300	1,696,967		0.0 %
95069	* LAHAINA WWRF ODOR CONTROL	1,935,267	0	238,300	1,696,967	0	0.0 %
356470	NAPILI #5&6 FM REPLACEMENTS	231,248		31,993	199,255		0.0 %
95070	* NAPILI NO. 5/6 FM REPLACEMENTS	231,248	0	31,993	199,255	0	0.0 %
356471	NAPILI WWPS #1-6 MODIFC	313,036		29,582	283,454		0.0 %
95071	* NAPILI WW PUMP STN1-6 MODIFCTN	313,036	0	29,582	283,454	0	0.0 %
369201	LAHAINA WWRF MODFCTN STAGE 1A	149,581		41,410	108,171		0.0 %
96000	* FY2006/1996 CIP Projects	149,581	0	41,410	108,171	0	0.0 %
367156	EPA CONSENT DECREE SEWER REHAB	1,000,000		202,420	797,580		0.0 %
96056	* W MAUI EPA CONSENT DCR SEWER	1,000,000	0	202,420	797,580	0	0.0 %
367157	LAHAINA WWPS #3 MODI	1,600,000			1,600,000		0.0 %
96057	* LAHAINA WWPS #3 MODIFICATIONS	1,600,000	0	0	1,600,000	0	0.0 %
367158	NAPILI WWPS #5 MODI	120,000			120,000		0.0 %

County of Maui
Statement of Appropriations and Expenditures
Capital Improvement Program by District Fiscal
Year Ending 6/30/2017 - as of 12/31/2016

06	West Maui	Prior Year Encumbrance / Carryover	Amended Budget / Lapses	Year to Date Expended	Current Encumbrance 12/31/2016	Balance Available	% of Budget Available
Index	* Activity ** Program *** District						
96058	* NAPILI WWPS #5 MODIFICATIONS	120,000	0	0	120,000	0	0.0 %
367159	NAPILI WWPS #6 MODI	120,000			120,000		0.0 %
96059	* NAPILI WWPS #6 MODIFICATIONS	120,000	0	0	120,000	0	0.0 %
367160	SHERATON WW LIFT MODI	80,000		11,765	68,235		0.0 %
96060	* SHERATON WWLIFT STN MODIFICAT	80,000	0	11,765	68,235	0	0.0 %
367161	W MAUI RECYCLED WTR SYS	1,360,000	(667,434)		692,566		0.0 %
96061	* W MAUI RECYCLED WATER S EXP	1,360,000	(667,434)	0	692,566	0	0.0 %
367174	LAHAINA WWRF MOD ST 1A	12,500,000			12,500,000		0.0 %
96074	* LAHAINA WWRF MODI STAGE 1A	12,500,000	0	0	12,500,000	0	0.0 %
378320	LAHAINA WWRF UPGRD PORTBL REUS		150,000			150,000	100.0 %
97020	* LAH WWRF UPGRD/DIR POTABLE REU	0	150,000	0	0	150,000	100.0 %
378321	NAPILI #3 FM REPLCMENT		200,000			200,000	100.0 %
97021	* NAPILI NO.3 FM REPLACEMENT	0	200,000	0	0	200,000	100.0 %
378322	NAPILI #4 FM REPLCMENT		200,000			200,000	100.0 %
97022	* NAPILI NO.4 FM REPLCMNT	0	200,000	0	0	200,000	100.0 %
378323	NAPILI #5 #6 FM REPLCMENT		3,200,000			3,200,000	100.0 %
97023	* NAPILI NOS.5&6 FM REPLCMNT	0	3,200,000	0	0	3,200,000	100.0 %
378324	LAHAINA WWRF MODI STG 1A		12,500,000		12,500,000		0.0 %
97024	* LAHAINA WWRF MODI, STAGE 1A	0	12,500,000	0	12,500,000	0	0.0 %
378325	SHERATON WWPS MODIFICATIONS		1,000,000			1,000,000	100.0 %
97025	* SHERATON WWPS MODIFICATIONS	0	1,000,000	0	0	1,000,000	100.0 %

County of Maui
 Statement of Appropriations and Expenditures
 Capital Improvement Program by District Fiscal
 Year Ending 6/30/2017 - as of 12/31/2016

06	West Maui	Prior Year	Amended	Year	Current	Balance	% of
Index	* Activity ** Program *** District	Encumbrance	Budget /	to Date	Encumbrance	Available	Budget
		/ Carryover	Lapses	Expended	12/31/2016		Available
909	** Wastewater Facilities	21,417,732	16,582,566	1,181,568	31,905,432	4,913,298	12.9 %
	District *** West Maui	<u>29,528,478</u>	<u>27,665,664</u>	<u>1,322,765</u>	<u>36,952,782</u>	<u>18,918,593</u>	<u>33.1 %</u>

County of Maui
Statement of Appropriations and Expenditures
Capital Improvement Program by District Fiscal
Year Ending 6/30/2017 - as of 12/31/2016

07	Lanai	Prior Year	Amended	Year	Current	Balance	% of
Index	Activity ** Program *** District	Encumbrance	Budget /	to Date	Encumbrance	Available	Budget
		/ Carryover	Lapses	Expended	12/31/2016		Available
367110	LANAI FIRE STN IMPRVMNT	10,000	(10,000)				-
96010	* LANAI FIRE STN IMPRVMNTS	10,000	(10,000)	0	0	0	- -
378329	LANAI FIRE STN IMPRVMNTS		10,000			10,000	100.0 %
97029	* LANAI FIRE STN IMPROVEMENTS	0	10,000	0	0	10,000	100.0 %
903	** Government Facilities	10,000	0	0	0	10,000	100.0 %
356417	LANAI PARKS SYSTEM	7,483		3,958	3,525		0.0 %
95017	* LANAI PARKS SYSTEM	7,483	0	3,958	3,525	0	0.0 %
367111	LANAI PARKS SYSTEM	119,731	(59)	363	119,309		0.0 %
96011	* LANAI PARKS SYSTEM	119,731	(59)	363	119,309	0	0.0 %
378246	LANAI PARKS SYSTEM		19,153		19,153		0.0 %
378345	LANAI PARKS SYSTEM		25,000		25,000		0.0 %
97045	* LANAI PARKS SYSTEM	0	44,153	0	44,153	0	0.0 %
904	** Parks and Recreation	127,214	44,094	4,321	166,987	0	0.0 %
District *** Lanai		137,214	44,094	4,321	166,987	10,000	5.5 %

County of Maui
Statement of Appropriations and Expenditures
Capital Improvement Program by District Fiscal
Year Ending 6/30/2017 - as of 12/31/2016

08	Molokai	Prior Year	Amended	Year	Current	Balance	% of
Index	Activity ** Program *** District	Encumbrance	Budget /	to Date	Encumbrance	Available	Budget
		/ Carryover	Lapses	Expended	12/31/2016		Available
367246	KAUNAKAKAI DRAINAGE SYS B	328,689		68,107	260,583		0.0 %
96046	* KAUNAKAKAI DRAINAGE SYSTEM B	328,689	0	68,107	260,583	0	0.0 %
901	** Drainage	328,689	0	68,107	260,583	0	0.0 %
356459	MOLOKAI BASEYARD DESIGN&C	162,541		16,872	145,669		0.0 %
95059	* MOLOKAI BASEYARD	162,541	0	16,872	145,669	0	0.0 %
378268	KAUNAKAKAI POLICE STN		884	884			0.0 %
97068	* KAUNAKAKAI POLICE STATION	0	884	884	0	0	0.0 %
378392	MOLOKAI BASEYARD		3,703,000			3,703,000	100.0 %
97091	* MOLOKAI BASEYARD	0	3,703,000	0	0	3,703,000	100.0 %
903	** Government Facilities	162,541	3,703,884	17,756	145,669	3,703,000	95.8 %
356418	MOLOKAI PARKS SYSTEM	18,064	(9,032)	9,032			0.0 %
95018	* MOLOKAI PARKS SYSTEM	18,064	(9,032)	9,032	0	0	0.0 %
367112	MOLOKAI PARKS SYSTEM	225,455	(1,972)	46,501	176,982		0.0 %
96012	* MOLOKAI PARKS SYSTEM	225,455	(1,972)	46,501	176,982	0	0.0 %
378351	MOLOKAI PARKS SYSTEM		320,000		44	319,956	100.0 %
97051	* MOLOKAI PARKS SYSTEM	0	320,000	0	44	319,956	100.0 %
904	** Parks and Recreation	243,519	308,996	55,533	177,026	319,956	57.9 %
524780	MOLOKAI DISTRIB SYST IMPRVMTS	1,685			1,685		0.0 %
94093	* MOLOKAI DIST SYSTEM IMPROVEMEN	1,685	0	0	1,685	0	0.0 %
524790	MOLOKAI SOURCE IMPROVEMENTS	275,190			275,190		0.0 %
94094	* MOLOKAI SOURCE IMPROVEMENTS	275,190	0	0	275,190	0	0.0 %

County of Maui
Statement of Appropriations and Expenditures
Capital Improvement Program by District Fiscal
Year Ending 6/30/2017 - as of 12/31/2016

08	Molokai	Prior Year	Amended	Year	Current	Balance	% of
Index	Activity ** Program *** District	Encumbrance	Budget /	to Date	Encumbrance	Available	Budget
* Activity ** Program *** District		/ Carryover	Lapses	Expended	12/31/2016		Available
905	** WATER SUPPLY	276,875	0	0	276,875	0	0.0 %
345213	MOLOKAI LDFILL CELL#4 CONSTRUC	67,232	(67,232)				-
345278	MOLOKAI LDFILL CELL#4 CONSTRUC	63,232		63,232			0.0 %
94059	* MOLOKAI LANDFILL CELL#4 CONSTR	130,464	(67,232)	63,232	0	0	0.0 %
367170	KALAMAULA CLOSED LF REMEDIATIN	400,000		57,505	342,495		0.0 %
96070	* KALAMAULA CLSD LF REMEDIATION	400,000	0	57,505	342,495	0	0.0 %
378313	MOLOKAI LF-ENVTL ASSESSMNT		160,000			160,000	100.0 %
97013	* MOLIKAI LF-ENV'TAL ASSESSMNT	0	160,000	0	0	160,000	100.0 %
908	** Solid Waste Facilities	530,464	92,768	120,737	342,495	160,000	25.7 %
District *** Molokai		1,542,088	4,105,648	262,133	1,202,648	4,182,956	74.1 %

County of Maui
Statement of Appropriations and Expenditures
Capital Improvement Program by District Fiscal
Year Ending 6/30/2017 - as of 12/31/2016

09	Countywide	Prior Year	Amended	Year	Current	Balance	% of
Index	Activity ** Program *** District	Encumbrance	Budget /	to Date	Encumbrance	Available	Budget
		/ Carryover	Lapses	Expended	12/31/2016		Available
321203	CW DRAINAGE IMPROVEMENTS	566,257		15,802	550,455		0.0 %
92037	* CW DRAINAGE IMPROVEMENTS	566,257	0	15,802	550,455	0	0.0 %
331249	CW DRAINAGE IMPROVEMENTS	195,702		12,571	183,131		0.0 %
93049	* CW DRAINAGE IMPROVEMENTS	195,702	0	12,571	183,131	0	0.0 %
345319	CW DRAINAGE IMPROVEMENTS	154,222			154,222		0.0 %
345389	PAPA AVE DRAINAGE IMPROVEMENTS	36,385			36,385		0.0 %
94019	* CW DRAINAGE IMPROVEMENTS	190,607	0	0	190,607	0	0.0 %
356220	CW DRAINAGE IMPROVEMENTS	(10,919)				(10,919)	100.0 %
356272	CW DRAINAGE-KAHEKILI HWY	52,787		32,697	20,090		0.0 %
356273	CW DRAINAGE-S KIHEI CULVERT	11,410			11,410		0.0 %
356283	CW DRAINAGE-MAKENA ALANUI	3,000			3,000		0.0 %
95056	* CW DRAINAGE IMPROVEMENTS	56,278	0	32,697	34,500	(10,919)	(19.4)%
367248	CW DRAINAGE IMPROVEMENTS	48,211				48,211	100.0 %
368260	CW DRAINAGE HAIKU RD	85,059		39,182	52,669	(6,792)	(8)%
368261	CW DRAINAGE NAPILI 4/5 CULVERT	243,000			243,000		0.0 %
368262	CW DRAINAGE WAIEHU STREAM	266,380			266,380		0.0 %
368263	CW DRAINAGE WAIPOI	173,897		67,594	143,413	(37,110)	(21.3)%
368268	CW DRAINAGE KALEPA REPAIRS	219,577		75,393	144,184		0.0 %
368269	CW DRAINAGE MALUHIA BCH LOTS S	45,127				45,127	100.0 %
368270	CW DRAINAGE HIOLANI ST	11,430		8,572	2,857		0.0 %
368273	CW DRAINAGE WAIAKOA DRAINAGEWY			34,886	14,550	(49,436)	-
96048	* CW DRAINAGE IMPROVEMENTS	1,092,681	0	225,627	867,053	0	0.0 %
378369	CW DRAINAGE IMPROVEMENTS		1,000,000			1,000,000	100.0 %
379075	CW DRAINAGE HIOLANI ST			41,472	19,383	(60,855)	-
379077	CW DRAINAGE IAO STREAM				734,436	(734,436)	-
379082	CW DRAINAGE WAKEA & HOOHANA			128		(128)	-
379095	CW DRAINAGE HAUOLI ST			140,280	64,301	(204,581)	-

County of Maui
Statement of Appropriations and Expenditures
Capital Improvement Program by District Fiscal
Year Ending 6/30/2017 - as of 12/31/2016

09	Countywide	Prior Year	Amended	Year	Current	Balance	% of
Index	Activity ** Program *** District	Encumbrance	Budget /	to Date	Encumbrance	Available	Budget
		/ Carryover	Lapses	Expended	12/31/2016		Available
97069	* CW DRAINAGE IMPROVEMENTS	0	1,000,000	181,880	818,120	0	0.0 %
901	** Drainage	2,101,525	1,000,000	468,577	2,643,866	(10,919)	(0.4)%
331136	CW PW ADA IMPROVEMENTS	78,427		78,427			0.0 %
93036	* CW PW ADA IMPROVEMENTS	78,427	0	78,427	0	0	0.0 %
331251	PUBLIC SAFETY RADIO SYSTEM	9,468	(9,468)				-
93051	* PUBLIC SAFETY RADIO SYSTEM	9,468	(9,468)	0	0	0	- -
345291	BUS STOPS & SHELTERS	4,164		4,164			0.0 %
94060	* BUS STOPS & SHELTERS	4,164	0	4,164	0	0	0.0 %
345290	PUBLIC SAFETY RADIO SYS REPLC	976,281		629,629	346,652		0.0 %
94062	* PUBLIC SAFETY RADIO SYS REPLCT	976,281	0	629,629	346,652	0	0.0 %
345363	PUBLIC SAFETY RADIO SYSTEM REP	22,900		22,900			0.0 %
94063	* PUBLIC SAFETY RADIO SYS REPLAC	22,900	0	22,900	0	0	0.0 %
356425	BUS STOPS AND SHELTERS	329,842	(39,290)	263,383	27,168		0.0 %
95025	* BUS STOPS AND SHELTERS	329,842	(39,290)	263,383	27,168	0	0.0 %
356460	PUBLIC SAFETY RADIO SYSTEM REP	293,770	(30,532)	30,175	233,063		0.0 %
95060	* PUBLIC SAFETY RADIO SYS REPLAC	293,770	(30,532)	30,175	233,063	0	0.0 %
367250	BUS STOPS & SHELTERS	634,158		20,963	613,195		0.0 %
96050	* BUS STOPS AND SHELTERS	634,158	0	20,963	613,195	0	0.0 %
367256	SW CW EQUIPMENT	2,035,664		2,035,664			0.0 %
367258	PUMPER TRUCK/PUKOO FIRE	696,457			696,457		0.0 %
96051	* CW EQUIPMENT	2,732,121	0	2,035,664	696,457	0	0.0 %
378227	REFUSE TRUCK/LOADER/COMPACTOR		2,038,888			2,038,888	100.0 %

County of Maui
Statement of Appropriations and Expenditures
Capital Improvement Program by District Fiscal
Year Ending 6/30/2017 - as of 12/31/2016

09	Countywide	Prior Year	Amended	Year	Current	Balance	% of
Index	Activity ** Program *** District	Encumbrance	Budget /	to Date	Encumbrance	Available	Budget
		/ Carryover	Lapses	Expended	12/31/2016		Available
97027	* CW EQUIPMENT	0	2,038,888	0	0	2,038,888	100.0 %
378371	BRIDGE INSPECTN & EVALUATION		80,000		13,020	66,980	83.7 %
97071	* BRIDGE INSPECTN/EVALUATION	0	80,000	0	13,020	66,980	83.7 %
902	** Other Projects	5,081,131	2,039,598	3,085,305	1,929,555	2,105,868	29.6 %
303189	COUNTY BUILDING RENOVATION	46,706			46,706		0.0 %
90113	* County bldg renovations	46,706	0	0	46,706	0	0.0 %
303191	CW FIRE FACILITIES	1,750			1,750		0.0 %
90115	* CW fire facilities	1,750	0	0	1,750	0	0.0 %
313204	CW FACILITY BUILDING IMPRVMENTS	47,589			47,589		0.0 %
91034	* CW facilty bldg improvements	47,589	0	0	47,589	0	0.0 %
313205	CW FIRE FACILITIES	38,075			38,075		0.0 %
91035	* CW fire facilities	38,075	0	0	38,075	0	0.0 %
323021	CW FIRE FACILITIES	3,958			3,958		0.0 %
92008	* CW FIRE FACILITIES	3,958	0	0	3,958	0	0.0 %
331115	CW FACILITY BLDG IMPROVEMENTS	15,271		10,606	4,665		0.0 %
93015	* CW FACILITY BLDG IMPROVEMENTS	15,271	0	10,606	4,665	0	0.0 %
331117	CW POLICE FACILITIES	23,753			23,753		0.0 %
93017	* CW POLICE FACILITIES	23,753	0	0	23,753	0	0.0 %
345320	CW FACILITY BLDG IMPROVEMENTS	42,609		19,211	23,398		0.0 %
94020	* CW FACILITY BLDG IMPROVEMENTS	42,609	0	19,211	23,398	0	0.0 %
345321	CW FIRE FACILITIES	149,808	(260)	138,090	11,458		0.0 %

County of Maui
Statement of Appropriations and Expenditures
Capital Improvement Program by District Fiscal
Year Ending 6/30/2017 - as of 12/31/2016

09	Countywide	Prior Year	Amended	Year	Current	Balance	% of
Index	Activity ** Program *** District	Encumbrance	Budget /	to Date	Encumbrance	Available	Budget
		/ Carryover	Lapses	Expended	12/31/2016		Available
94021	* CW FIRE FACILITIES	149,808	(260)	138,090	11,458	0	0.0 %
345323	CW FUEL TANK REPLACEMENTS	211,210		211,210			0.0 %
94023	* CW FUEL TANK REPLACEMENTS	211,210	0	211,210	0	0	0.0 %
345264	KALANA O MAUI CAMPUS EXP DESIG	340,944		28,738	312,206		0.0 %
94102	* KALANA O MAUI CAMPUS EXP DESIG	340,944	0	28,738	312,206	0	0.0 %
356451	CW FAC KALANA PAKUI CARPET	18,000			18,000		0.0 %
356544	CW FAC BLDG CRTHOUSE CHILLER	8,325			8,325		0.0 %
356558	CW FAC KALANA LEAK RPR	20,996		89	20,907		0.0 %
356583	CW FAC KALANA ELECTRICAL UPGRD	135,000		60,000	75,000		0.0 %
356599	CW FAC KAOHU ST PARK'G LOT	49,000			49,000		0.0 %
356606	CW FAC MUNI CAMPUS LSCAPE	8,100			8,100		0.0 %
356613	CW FAC KALANA O MAUI PRK LOT	5,700		775	4,925		0.0 %
95021	* CW FACILITY BLDG IMPROVEMENTS	245,121	0	60,864	184,257	0	0.0 %
356452	CW POLICE FAC-RECORDS&EVIDENCE	115,761		106,197	9,564		0.0 %
95022	* CW POLICE FACILITIES	115,761	0	106,197	9,564	0	0.0 %
367113	CW FIRE FACILITIES	236,547	(299,282)			(62,735)	100.0 %
368801	CW FIRE FACILITIES			(63,453)		63,453	-
368877	CW FIRE FAC FUEL TANK REPLCMNT			718		(718)	-
96013	* CW FIRE FACILITIES	236,547	(299,282)	(62,735)	0	0	0.0 %
367114	CW FUEL TANK FACILITIES	100,000	(20,500)			79,500	100.0 %
368892	CW FUEL TANK LANAI FIRE STN				79,500	(79,500)	-
96014	* CW FUEL TANK REPLACEMENTS	100,000	(20,500)	0	79,500	0	0.0 %
367115	CW POLICE FACILITIES	150,000	(73,858)			76,142	100.0 %
368882	CW POLICE COTTAGE B			60,061	16,082	(76,143)	-
96015	* CW POLICE FACILITIES	150,000	(73,858)	60,061	16,082	(1)	(0)%

County of Maui
Statement of Appropriations and Expenditures
Capital Improvement Program by District Fiscal
Year Ending 6/30/2017 - as of 12/31/2016

09	Countywide	Prior Year	Amended	Year	Current	Balance	% of
Index	Activity ** Program *** District	Encumbrance	Budget /	to Date	Encumbrance	Available	Budget
		/ Carryover	Lapses	Expended	12/31/2016		Available
367249	CW FACILITY BLDG IMPRV	153,632				153,632	100.0 %
368265	CW FAC BLDG IMPRV KAOHU	161,754			161,754		0.0 %
368267	CW FAC BLDG KALANA O MAUI	13,912			93,886	(79,974)	(574.9)%
368271	CW FAC BLDG MUNICIPAL CAMPUS	47,427		41,358	18,109	(12,040)	(25.4)%
368272	CW FAC REPLC OLD CO CRTHOUSE	6,307			6,307		0.0 %
368274	CW FAC IAO PLAZA			1,618		(1,618)	-
368275	CW FAC REPLC VARIOUS LOC				60,000	(60,000)	-
96049	* CW FACILITY BLDG IMPROVEMENTS	383,032	0	42,976	340,056	0	0.0 %
378326	CW DMVL SATELLITE OFFICE		137,200			137,200	100.0 %
379079	CW DMVL SATELLITE KIHEI			10,120	6,458	(16,579)	-
379080	CW DMVL SATELLITE MOLOKAI				7,470	(7,470)	-
379081	CW DMVL SATELLITE HANA				5,700	(5,700)	-
97026	* CW DMVL SATELLITE OFFICE UPGRD	0	137,200	10,120	19,628	107,451	78.3 %
378367	CW POLICE FACILITIES		940,000			940,000	100.0 %
97067	* CW POLICE FACILITIES	0	940,000	0	0	940,000	100.0 %
378370	CW FACILITY BLDG IMPRV		350,000			350,000	100.0 %
97070	* CW FAC BLDG IMPROVEMENTS	0	350,000	0	0	350,000	100.0 %
393016	CW FIRE FACILITIES	29,513			29,513		0.0 %
99015	* CW FIRE FACILITIES	29,513	0	0	29,513	0	0.0 %
903	** Government Facilities	2,181,647	1,033,300	625,338	1,192,158	1,397,450	43.5 %
331120	LARGE CAP CESSPOOL CLOSURE	2,890			2,890		0.0 %
93020	* LARGE CAPACITY CESSPOOL CLOSE	2,890	0	0	2,890	0	0.0 %
356453	CW PARKS ADA ACCESSIBLE	880		880			0.0 %
356495	CW PARKS ADA GENERAL MISC	60,000			60,000		0.0 %
356602	CW PARKS ADA WAIIEHU GOLF COURS	14,140			14,140		0.0 %

County of Maui
Statement of Appropriations and Expenditures
Capital Improvement Program by District Fiscal
Year Ending 6/30/2017 - as of 12/31/2016

09	Countywide	Prior Year	Amended	Year	Current	Balance	% of
Index	* Activity ** Program *** District	Encumbrance	Budget /	to Date	Encumbrance	Available	Budget
		/ Carryover	Lapses	Expended	12/31/2016		Available
356609	CW PARKS ADA SUN-YAT-SEN	9,700		1,800	7,900		0.0 %
95023	* CW PARKS AM W/ DISABILITIES IM	84,720	0	2,680	82,040	0	0.0 %
356502	CW PARK RESTROOM FAC MAINT	139,079			139,079		0.0 %
356540	CW PARK RR FAC-HOOKIPA	6,915			6,915		0.0 %
356545	CW PARK RR FAC-WAIALE	5,312			5,312		0.0 %
356546	CW PARK RR FAC-KEO SKATE	5,512			5,512		0.0 %
356547	CW PARK RR KEO SBALL FLD	5,600			5,600		0.0 %
356548	CW PARK RR KULA BALL FLD	5,189			5,189		0.0 %
356549	CW PARK RR KULA COMM CTR	7,190			7,190		0.0 %
356551	CW PARK RR ETAM MH& FLD	8,420			8,420		0.0 %
356552	CW PARK RR HAIKU CC/ADA	3,227			3,227		0.0 %
356553	CW PARK RR TAVARES CCTR	5,498			5,498		0.0 %
356554	CW PARK RR KEOKEA PARK	5,436			5,436		0.0 %
356555	CW PARK RR DT FLEMMING	4,992			4,992		0.0 %
356556	CW PARK RR KEO PLAYGRND	5,550			5,550		0.0 %
356557	CW PARK RR PAIA CCTR	1,275			1,275		0.0 %
95024	* CW PARK RR FACILITY IMPROVEMNT	209,195	0	0	209,195	0	0.0 %
367116	CW PARKS ADA IMPROVEMENTS	170,222				170,221	100.0 %
368822	CW PARKS ADA WAIEHU GOLF	560			60,175	(59,615)	(10645.5)%
368856	CW PARKS ADA KAHULUI SCH	25,802		42,507	8,995	(25,700)	(99.6)%
368871	CW PARKS ADA KALAMA BB COURT			76,402	8,505	(84,907)	-
96016	* CW PARKS ADA IMPROVEMENTS	196,584	0	118,909	77,675	(1)	(0)%
367252	LARGE CAPACITY CESSPOOL	242,364		56,024	186,340		0.0 %
96052	* LARGE CAPACITY CESSPOOL CLOSUR	242,364	0	56,024	186,340	0	0.0 %
378332	CW PARK PLAYGROUND IMPRV		770,000			770,000	100.0 %
378334	CW PARK WAILUKU HEIGHTS		30,000			30,000	100.0 %
378336	CW PARK PLAYGROUND IMPRV		115,000			115,000	100.0 %

County of Maui
Statement of Appropriations and Expenditures
Capital Improvement Program by District Fiscal
Year Ending 6/30/2017 - as of 12/31/2016

09	Countywide	Prior Year	Amended	Year	Current	Balance	% of
Index	Activity ** Program *** District	Encumbrance	Budget /	to Date	Encumbrance	Available	Budget
		/ Carryover	Lapses	Expended	12/31/2016		Available
97032	* CW PARK PLAYGROUND IMPROVEMENT	0	915,000	0	0	915,000	100.0 %
378333	CW ADA IMPROVMENTS		300,000			300,000	100.0 %
379102	CW ADA IMPROV GOLF COURSE				28,201	(28,201)	-
379107	CW ADA IMPROV KAH SCH PARK P-2			480		(480)	-
379115	CW ADA IMPROV SUN YAT-SEN				101,980	(101,980)	-
97033	* CW ADA IMPROVEMENTS	0	300,000	480	130,181	169,339	56.4 %
904	** Parks and Recreation	735,753	1,215,000	178,093	688,321	1,084,338	55.6 %
520770	C'WIDE TANK/FACILITY IMPROVEM.	5,900			5,900		0.0 %
90196	* CW facility improvements	5,900	0	0	5,900	0	0.0 %
541260	COUNTYWIDE LAND APPRAISAL/ACQ	184,548				184,548	100.0 %
91062	* CW facility imprvments	184,548	0	0	0	184,548	100.0 %
521590	FACILITY IMPRVMTS	2,877			2,877		0.0 %
91067	* CW facility improvements	2,877	0	0	2,877	0	0.0 %
522900	C'WIDE PIPE/FACILITY IMPROVMTS	15,022			15,022		0.0 %
522930	C'WIDE LAND APPRAISL/ACQUISITN	12,988			12,988		0.0 %
92087	* CW FACILITY IMPROVEMENTS	28,010	0	0	28,010	0	0.0 %
543150	COUNTYWIDE SOURCE DEVELOP/ACQ	289,527			137,943	151,584	52.4 %
93083	* CW SOURCE DEVT/ACQUISITION	289,527	0	0	137,943	151,584	52.4 %
523540	COUNTYWIDE FACILITY IMPROVEMTS	583,113		318,352	264,762		0.0 %
93087	* CW FACILITY IMPROVEMENTS	583,113	0	318,352	264,762	0	0.0 %
524820	COUNTYWIDE FACILITY IMPROVMTS	729,523		579,088	150,435		0.0 %
524830	COUNTYWIDE PUMP IMPROVEMENTS	706,499		199,000	507,499		0.0 %
94095	* CW FACILITY IMPROVEMENTS	1,436,022	0	778,088	657,934	0	0.0 %

County of Maui
Statement of Appropriations and Expenditures
Capital Improvement Program by District Fiscal
Year Ending 6/30/2017 - as of 12/31/2016

09	Countywide	Prior Year	Amended	Year	Current	Balance	% of
Index	Activity ** Program *** District	Encumbrance	Budget /	to Date	Encumbrance	Available	Budget
		/ Carryover	Lapses	Expended	12/31/2016		Available
544120	CW Source Dev/Acquisition	80,704		(27,420)		108,124	134.0 %
94096	* CW SOURCE DEV'T/ACQUISITION	80,704	0	(27,420)	0	108,124	134.0 %
535050	WAILUKU HEIGHTS TANK 30 BOOSTE	7,669,297		1,054,182	6,615,115		0.0 %
95084	* CW UPGRADES and REPLACEMENT	7,669,297	0	1,054,182	6,615,115	0	0.0 %
545160	COUNTYWIDE RELIABLE CAPACITY	1,191,150		135,642	1,040,508	15,000	1.3 %
95086	* CW RELIABLE CAPACITY	1,191,150	0	135,642	1,040,508	15,000	1.3 %
545170	CTYWIDE UPGRADES & REPLCMTS	507,826		403,102	104,725		0.0 %
95087	* CW UPGRADES AND REPLACEMENT	507,826	0	403,102	104,725	0	0.0 %
525010	COUNTYWIDE CONSERVATION	668,456		53,900	614,556		0.0 %
95088	* CW CONSERVATION PROGRAM	668,456	0	53,900	614,556	0	0.0 %
525020	CTYWIDE FACILITY IMPRVMTS	1,863,553		421,926	1,434,554	7,073	0.4 %
95089	* CW FACILITY IMPROVEMENTS	1,863,553	0	421,926	1,434,554	7,073	0.4 %
525040	CTYWIDE UPGRADES & REPLCMTS	599,897		575,185	24,244	467	0.1 %
95090	* CW UPGRADES AND REPLACEMENT	599,897	0	575,185	24,244	467	0.1 %
526030	CW CONSERVATION PROGRAM	964,616	(699,616)		265,000		0.0 %
96077	* CW CONSERVATION PROGRAM	964,616	(699,616)	0	265,000	0	0.0 %
526040	CW UPGRADES & REPLACEMENT	2,438,237	(649,445)		1,788,791		0.0 %
96078	* CW UPGRADES & REPLACEMENT	2,438,237	(649,445)	0	1,788,791	0	0.0 %
537000	OMAOPIO TANK BOOSTER PUMP REPL		2,000,000			2,000,000	100.0 %
97108	* OMAOPIO TANK BOOSTER PR	0	2,000,000	0	0	2,000,000	100.0 %
527030	CTYWIDE UPGRADES & RPLCMTS		550,000		3,438	546,562	99.4 %
547010	CTYWIDE UPGRADES AND REPLCMTS		1,950,000		294,248	1,655,752	84.9 %

County of Maui
Statement of Appropriations and Expenditures
Capital Improvement Program by District Fiscal
Year Ending 6/30/2017 - as of 12/31/2016

09	Countywide	Prior Year	Amended	Year	Current	Balance	% of
Index	Activity ** Program *** District	Encumbrance	Budget /	to Date	Encumbrance	Available	Budget
*	**	/ Carryover	Lapses	Expended	12/31/2016	Available	Available
97109	* CW UPGRADES & REPLACEMENTS	0	2,500,000	0	297,686	2,202,314	88.1 %
527010	WATERLINE SVC LATERALS RPLCMTS		1,000,000	6,800	46,398	946,802	94.7 %
97110	* CW CONSERVATION PROGRAM	0	1,000,000	6,800	46,398	946,802	94.7 %
527020	CTYWIDE FACILITY IMPRVMTS		2,150,000		98,692	2,051,308	95.4 %
97111	* CW FACILITY IMPROVEMENTS	0	2,150,000	0	98,692	2,051,308	95.4 %
905	** WATER SUPPLY	18,513,733	6,300,939	3,719,757	13,427,695	7,667,220	30.9 %
317016	CW BRIDGE REPAIR/MAINTENANCE	19,604		19,604			0.0 %
317020	BIKEWAY PROJECTS	146,568			146,568		0.0 %
91000	* FY 2001 CIP projects	166,172	0	19,604	146,568	0	0.0 %
327032	CW ROAD RESURFACING	490,851		2,155	488,696		0.0 %
92021	* CW ROAD RESURFACING	490,851	0	2,155	488,696	0	0.0 %
327033	CW SAFETY IMPROVEMENTS	1,805		1,676	128		0.0 %
92022	* CW SAFETY IMPROVEMENTS	1,805	0	1,676	128	0	0.0 %
337014	BIKEWAY PROGRAMS 2003	37,817			37,817		0.0 %
93000	* FY 2003 & 1993 CIP projects	37,817	0	0	37,817	0	0.0 %
331131	CW ROAD RESURFACING	330,787		4,292	326,496		0.0 %
93031	* CW ROAD RESURFACING	330,787	0	4,292	326,496	0	0.0 %
331132	CW SAFETY IMPROVEMENTS	114,679		22,459	92,220		0.0 %
93032	* CW SAFETY IMPROVEMENTS	114,679	0	22,459	92,220	0	0.0 %
331133	CW SIDEWALK IMPROVEMENTS	53,020			53,020		0.0 %
93033	* CW SIDEWALK IMPROVEMENTS	53,020	0	0	53,020	0	0.0 %
331138	CW BIKEWAY IMPROVEMENTS	139,581			139,581		0.0 %

County of Maui
Statement of Appropriations and Expenditures
Capital Improvement Program by District Fiscal
Year Ending 6/30/2017 - as of 12/31/2016

09	Countywide	Prior Year	Amended	Year	Current	Balance	% of
Index	Activity ** Program *** District	Encumbrance	Budget /	to Date	Encumbrance	Available	Budget
		/ Carryover	Lapses	Expended	12/31/2016		Available
93038	* CW BIKEWAY IMPROVEMENTS	139,581	0	0	139,581	0	0.0 %
337507	KAMALII ELEM SCH SAFE ROUTES	81,175				81,175	100.0 %
337508	PRINCESS NAHIENAENA SAFE ROUTE	48,967				48,967	100.0 %
93099	* State/Fed/Private FY2003/2013	130,142	0	0	0	130,142	100.0 %
347020	CW BIKEWAY PROGRAMS	71,590			71,590		0.0 %
94000	* FY2004 & 1994 CIP Projects	71,590	0	0	71,590	0	0.0 %
345332	CW BRIDGE IMPROVEMENTS	144,597			144,597		0.0 %
94032	* CW BRIDGE IMPROVEMENTS	144,597	0	0	144,597	0	0.0 %
345333	CW RD RESURFACING/PAVEMENT PR	815,699	(8,141)	173,317	634,241		0.0 %
94033	* CW RD RESURFACING/PAVEMENT PRE	815,699	(8,141)	173,317	634,241	0	0.0 %
345334	CW SAFETY IMPROVEMENTS	13,310			13,310		0.0 %
94034	* CW SAFETY IMPROVEMENTS	13,310	0	0	13,310	0	0.0 %
345335	CW SIDEWALK IMPROVEMENTS	44,862		8,560	36,302		0.0 %
94035	* CW SIDEWALK IMPROVEMENTS	44,862	0	8,560	36,302	0	0.0 %
345336	CW SPEED HUMP/SPEED TABLE PRG	84,260		34,020	50,240		0.0 %
94036	* CW SPEED HUMP/SPEED TABLE PRG	84,260	0	34,020	50,240	0	0.0 %
345337	CW BIKEWAY IMPROVEMENTS	68,030		65,030	3,000		0.0 %
94037	* CW BIKEWAY IMPROVEMENTS	68,030	0	65,030	3,000	0	0.0 %
356449	CW BRIDGE KAHOLOPO'O	51,482			51,482		0.0 %
356485	CW BRIDGE IMPR-MISC	76,400		76,400			0.0 %
356590	CW BRIDGE IMPR WAIOPAI	40,554		10,000	30,554		0.0 %
95031	* CW BRIDGE IMPROVEMENTS	168,436	0	86,400	82,036	0	0.0 %
356439	WAILUKU MUNI PARKING LOT	19,650			19,650		0.0 %

County of Maui
Statement of Appropriations and Expenditures
Capital Improvement Program by District Fiscal
Year Ending 6/30/2017 - as of 12/31/2016

09	Countywide	Prior Year	Amended	Year	Current	Balance	% of
Index	Activity ** Program *** District	Encumbrance	Budget /	to Date	Encumbrance	Available	Budget
		/ Carryover	Lapses	Expended	12/31/2016		Available
356503	CW RD RESURF-HALIIMAILE RD	14,958			14,958		0.0 %
356505	CW RD RES/PVMNT-HANSEN RD	3,476		3,476			0.0 %
356506	CW RD RES/PVMNT-KOKOMO RD	122,317			122,317		0.0 %
356507	CW RD RES/PVMNT-LONO REHAB	46,817		32,182	14,635		0.0 %
356522	CW RD RESURF-KUIKAHI DR	4,173		4,173			0.0 %
356525	CW RD RESURF-EAST MAUI	169,994			169,994		0.0 %
356526	CW RD RESURF-WEST MAUI	15,721	(3,966)	727	11,028		0.0 %
356529	CW RD RESURF-BALDWIN AVE	65,369			65,369		0.0 %
356569	CW RD RESURF-KALEPA EMERGENCY	189,076			189,076		0.0 %
356570	CW RD RESURF-WELLS&WAKEA	23,695			23,695		0.0 %
356572	CW RD RESURF-KAUPAKALOA	25,350			25,350		0.0 %
356584	CW RD RESURF-UPCOUNTRY	527,280		496,799	30,481		0.0 %
356611	CW RD RESURF-WAI MUNI PARK'G	38,345			38,345		0.0 %
95033	* CW RD RESURF & PAVEMENT PRESV	1,266,221	(3,966)	537,357	724,898	0	0.0 %
356434	CW SAFETY IMPROVEMENTS		(4,213)			(4,213)	100.0 %
356500	CW SAFETY MAINT-MISC	115,022		113,698		1,324	1.2 %
356511	CW SAFETY MAINT-WAKEA/HINA	4,566			4,566		0.0 %
356607	CW SAFETY S KIHEI RD LIGHT	64,660		61,771		2,889	4.5 %
95034	* CW SAFETY IMPROVEMENTS	184,248	(4,213)	175,469	4,566	0	0.0 %
356438	CW SIDEWK IMPRV-KANANI RD	962			962		0.0 %
356440	CW SIDEWK IMPRV-S MARKET	2,980			2,980		0.0 %
356444	CW SIDEWK IMPRV-S KIHEI RD	4,375			4,375		0.0 %
356446	CW SIDEWK IMPRV-OLD HALEAKALA	14,031		5,846	8,185		0.0 %
356582	CW SIDEWK IMPRV-PAUWELA RD	50,885		13,550	37,335		0.0 %
356589	CW SIDEWK IMPRV-KAMEHAMEHA SDW	36,600		22,070	14,530		0.0 %
95035	* CW SIDEWALK IMPROVEMENTS	109,833	0	41,466	68,367	0	0.0 %
356612	CW SPEED HUMP/SPEED CATCH ALL	11,710		11,710			0.0 %
95036	* CW SPEED HUMP/TABLE PROGRAM	11,710	0	11,710	0	0	0.0 %

County of Maui
Statement of Appropriations and Expenditures
Capital Improvement Program by District Fiscal
Year Ending 6/30/2017 - as of 12/31/2016

09	Countywide	Prior Year	Amended	Year	Current	Balance	% of
Index	Activity ** Program *** District	Encumbrance	Budget /	to Date	Encumbrance	Available	Budget
		/ Carryover	Lapses	Expended	12/31/2016		Available
356442	CW BIKEWAY-KIHEI BIKEWY II	110,088		93,128	16,959		0.0 %
95037	* CW BIKEWAY IMPROVEMENTS	110,088	0	93,128	16,959	0	0.0 %
356710	BRIDGE INSPECTN NBIS(062)	71,310	53,567	82,829	41,282	767	0.6 %
356730	SAFE ROUTES TO SCH PRG	152,109		22,918		129,192	84.9 %
95099	* State/Fed/PVT FY95-05-15	223,419	53,567	105,747	41,282	129,959	46.9 %
367122	CW BRIDGE IMPROVEMENTS	307,751	(100,786)	48		206,918	100.0 %
368850	CW BRIDGE IMPV/LELEKEA #81	3,375		416	184,287	(181,329)	(5372.7)%
368851	CW BRIDGE IMPRV/KAHANA NUJ	34,127			35,977	(1,850)	(5.4)%
368855	CW BRIDGE ENGR'G CHARGES			521		(521)	-
368859	CW BRIDGE KAHAWAIOKAPIA			414		(414)	-
368873	CW BRIDGE IMPRV/KULANIHAKOI				21,282	(21,282)	-
368874	CW BRIDGE IMPRV/KALIALINUI			521		(521)	-
368876	CW BRIDGE IMPRV CATCH ALL			1,000		(1,000)	-
96022	* CW BRIDGE IMPROVEMENTS	345,253	(100,786)	2,920	241,546	1	0.0 %
368802	CW PAVEMENT PRESV CATCH ALL	350,649		30,128	320,522		0.0 %
96023	* CW PAVEMENT PRESERVATION	350,649	0	30,128	320,522	0	0.0 %
367124	CW RD RESRF/PAVEMENT	3,373,296				3,373,296	100.0 %
367324	EHA ST RDWAY DEDITION	300,000	(220,090)		79,910		0.0 %
368803	CW RD RESRF/PVMNT CATCH ALL	1,010,617		367,679	1,209,282	(566,344)	(56)%
368810	CW RD RESRF/PVMNT W MAUI			50	217,650	(217,700)	-
368811	CW RD RESRF/WAILUKU CAMPUS	3,710		3,710			0.0 %
368812	CW RD RESRF/MAKA/HALI AVE	20,246		14,673	5,573		0.0 %
368815	CW RD RESRF/S MAUI DISTRICT	841		321		521	62.0 %
368820	CW RD RESRF/WAI-KAHULUI	3,124		38,581	412,822	(448,280)	(14349.6)%
368836	CW RD RESRF/UPCOUNTRY				502,837	(502,837)	-
368837	CW RD RESRF/LANAI DISTRICT			102	549,077	(549,180)	-
368838	CW RD RESRF/MOLOKAI DIST			133	560,520	(560,653)	-
368840	CW RD RESRF/PIILANY HWY	162,397		56,730	105,667		0.0 %

County of Maui
Statement of Appropriations and Expenditures
Capital Improvement Program by District Fiscal
Year Ending 6/30/2017 - as of 12/31/2016

09	Countywide	Prior Year	Amended	Year	Current	Balance	% of
Index	Activity ** Program *** District	Encumbrance	Budget /	to Date	Encumbrance	Available	Budget
*	**	/	Lapses	Expended	12/31/2016	(12/31/2016)	Available
368844	CW RD RESRF/MAKANI RD			15,932	2,468	(18,400)	-
368846	CW RD RESRF/HANSEN/HANA	11,050			11,050		0.0 %
368862	CW RD RESRF/HANSEN RD	151,544		92,524	5,174	53,847	35.5 %
368866	CW RD RESRF/PAPA AVE				227,895	(227,895)	-
368879	CW RD RESRF/LONO AVE, KAMEHAME				3,029	(3,029)	-
368884	CW RD RESRF/KUIKAHI DR				320,000	(320,000)	-
368889	CW RD RESRF/WAI MUNI PARK'G LO				13,345	(13,345)	-
96024	* CW RD RESURF & PAVEMENT PRESER	5,036,825	(220,090)	590,435	4,226,299	1	0.0 %
367125	CW SAFETY IMPROVEMENTS	220,363	(49,767)			170,596	100.0 %
367325	KAMEHAMEHA AVE ST LIGHT	10,000	(10,000)				-
368819	CW SAFETY GENERAL CATCH ALL	91,066		115,524	38,995	(63,453)	(69.7)%
368834	CW SAFETY WAIKALE RD EXT	5,595			5,595		0.0 %
368860	CW SAFETY MAK/HALEAKALA HWY	27,709		2,500	25,209		0.0 %
368870	CW SAFETY HALIIMAILE RDWY WIDE			36,780	8,120	(44,900)	-
368885	CW SAFETY LILOA DR EXT/NAMAUU				62,243	(62,243)	-
96025	* CW SAFETY IMPROVEMENTS	354,733	(59,767)	154,804	140,162	0	0.0 %
367126	CW SIDEWALK IMPROVEMENTS	236,641				236,641	100.0 %
368809	CW SIDEWALK IMPRV/S KIHEI RD	6,934		6,934			0.0 %
368827	CW SDWALK OLD HALEAKALA	36,049		4,820	19,829	11,400	31.6 %
368830	CW SIDEWALK KIHEI FIRE STN	2,830		1,405		1,426	50.4 %
368861	CW SIDEWALK PAUWELA RD	2,800		625	16,544	(14,369)	(513.2)%
368886	CW SIDEWALK LILOA DR EXT				235,097	(235,097)	-
96026	* CW SIDEWALK IMPROVEMENTS	285,254	0	13,784	271,470	1	0.0 %
367127	CW TRAFFIC CALMING PRG	139,640	(67,662)			71,978	100.0 %
368880	CW TRAFFIC KAHULUI SPD HUMP			12,264		(12,264)	-
368881	CW TRAFFIC KIHEI SPD HUMP			30,111		(30,111)	-
368883	CW TRAFFIC CHANNEL CURB SYSTEM			29,603		(29,603)	-
96027	* CW TRAFFIC CALMING PROGRAM	139,640	(67,662)	71,978	0	0	0.0 %

County of Maui
Statement of Appropriations and Expenditures
Capital Improvement Program by District Fiscal
Year Ending 6/30/2017 - as of 12/31/2016

09	Countywide	Prior Year	Amended	Year	Current	Balance	% of
Index	Activity ** Program *** District	Encumbrance	Budget /	to Date	Encumbrance	Available	Budget
		/ Carryover	Lapses	Expended	12/31/2016		Available
367128	PAVEMENT JUSTIFICATION	117,688	(8,834)		108,853		0.0 %
96028	* CW PAVEMENT JUSTIFICATION	117,688	(8,834)	0	108,853	0	0.0 %
367131	CW BIKEWAY IMPROVEMENTS	77,479				77,479	100.0 %
368841	CW BIKEWAY LILOA DRIVE	16,500			16,500		0.0 %
368849	CW BIKEWAY KIHEI BW PH2	34,397		23,989	10,408		0.0 %
368872	CW BIKEWAY KIHEI GREENWAY				77,479	(77,479)	-
96031	* CW BIKEWAY IMPROVEMENTS	128,376	0	23,989	104,387	0	0.0 %
369510	SAFE ROUTES TO SCH PRG	185,911				185,911	100.0 %
369511	MOLOKAI ATHLETIC COMPLEX	400,000			399,980	20	0.0 %
96099	* State/FED/PVT FY96 FY06 FY16	585,911	0	0	399,980	185,931	31.7 %
377033	CW SAFETY IMPROVEMNTS	44,733			44,733		0.0 %
97000	* FY1997/2007 CIP projects	44,733	0	0	44,733	0	0.0 %
378272	CW BRIDGE IMPROVEMENTS		234,403			234,403	100.0 %
379231	CW BRIDGE IMPRV HAIKU ROAD				119,008	(119,008)	-
379232	CW BRIDGE IMPRV DCAB			50		(50)	-
97072	* CW BRIDGE IMPROVEMENT	0	234,403	50	119,008	115,345	49.2 %
378373	CW PAVEMENT PRESERVATION		500,000			500,000	100.0 %
97073	* CW PAVEMENT PRESERVATION	0	500,000	0	0	500,000	100.0 %
378374	CW RD RESRF/PAVEMENT		5,634,267			5,634,267	100.0 %
379084	CW RD RESRF/PVMT S MAUI RDS			1,299		(1,299)	-
379098	CW RD RESRF/LEISURE ESTATES			3,973		(3,973)	-
379113	CW RD RESRF/PVMT WM DISTRICT				234,867	(234,867)	-
379114	CW RD RESRF/PVMT KAHEKILI HWY				430,490	(430,490)	-
97074	* CW RD RESUF/PAVEMNT PRESERVTN	0	5,634,267	5,272	665,357	4,963,638	88.1 %
378375	CW SAFETY IMPROVEMENTS		600,000			600,000	100.0 %

County of Maui
Statement of Appropriations and Expenditures
Capital Improvement Program by District Fiscal
Year Ending 6/30/2017 - as of 12/31/2016

09	Countywide	Prior Year	Amended	Year	Current	Balance	% of
Index	Activity ** Program *** District	Encumbrance	Budget /	to Date	Encumbrance	Available	Budget
		/ Carryover	Lapses	Expended	12/31/2016		Available
379076	CW SAFETY KIHEI ST LIGHTS			4,385		(4,385)	-
379085	CW SAFETY HALIIMAILE RD				5,208	(5,208)	-
379087	CW SAFETY M LANI/KAMEHAMEHA				2,800	(2,800)	-
379088	CW SAFETY CURB RAMPS			2,020		(2,020)	-
379092	CW SAFETY WAIALE RD EXT				1,200	(1,200)	-
379097	CW SAFETY IAO STREAM				25,768	(25,768)	-
379099	CW SAFETY LILOA DR EXT				150,000	(150,000)	-
379105	CW SAFETY PAUWELA RD SDWLK IMP				5,122	(5,122)	-
379110	CW SAFETY KAHEKILI HWY RPR				271,304	(271,304)	-
379112	CW SAFETY KEANAE RD SFTY				86,300	(86,300)	-
97075	* CW SAFETY IMPROVEMENTS	0	600,000	6,405	547,702	45,893	7.6 %
378376	CW SIDEWALK IMPROVEMENTS		500,000			500,000	100.0 %
379078	CW SIDEWALK S KIHEI RD			2,289		(2,289)	-
379086	CW SIDEWALK DCAB PLAN REVIEW			3,000		(3,000)	-
379096	CW SIDEWALK KIHEI BKWAY PH2			9,934		(9,934)	-
379100	CW SIDEWALK LILOA DR EXT				222,979	(222,979)	-
379106	CW SIDEWALK PAUWELA RD				1,454	(1,454)	-
97076	* CW SIDEWALK IMPROVEMENTS	0	500,000	15,223	224,433	260,344	52.1 %
378377	CW TRAFFIC CALMING PRG		200,000			200,000	100.0 %
97077	* CW TRAFFIC CALMING PROGRAM	0	200,000	0	0	200,000	100.0 %
387030	CW SAFETY IMPROVEMENTS	89,068			89,068		0.0 %
98062	* CW safety improvements	89,068	0	0	89,068	0	0.0 %
907	** Roads	12,259,287	7,248,778	2,297,378	10,679,434	6,531,255	33.5 %
356479	SATELLITE TRFR STN PRELIM	15,000			15,000		0.0 %
95079	* SATELLITE TRANSFER STN PRELIM	15,000	0	0	15,000	0	0.0 %
378301	CW LF PV/WIND TURBINE LIGHT		195,000			195,000	100.0 %

County of Maui
Statement of Appropriations and Expenditures
Capital Improvement Program by District Fiscal
Year Ending 6/30/2017 - as of 12/31/2016

09	Countywide	Prior Year	Amended	Year	Current	Balance	% of
Index	Activity ** Program *** District	Encumbrance	Budget /	to Date	Encumbrance	Available	Budget
		/ Carryover	Lapses	Expended	12/31/2016		Available
97001	* CW LANDFILL PV/WIND TURBINE	0	195,000	0	0	195,000	100.0 %
378302	ENV'TAL COMP SYS DSGN/CTNS		250,000	107,493	51,427	91,080	36.4 %
97002	* ENV COMPLIANCE SYS DESGN/CONST	0	250,000	107,493	51,427	91,080	36.4 %
908	** Solid Waste Facilities	15,000	445,000	107,493	66,427	286,080	62.2 %
319010	CW PUMP STATION RENOVATIONS	21,242			21,242		0.0 %
91049	* CW pump stn renovations	21,242	0	0	21,242	0	0.0 %
319012	CW WET WELL REHABILITATION	15,791		3,381	12,410		0.0 %
91051	* CW wet well rehabilitation	15,791	0	3,381	12,410	0	0.0 %
329023	CW WSTWTR SYSTEM MODIFICATION	44,291			44,291		0.0 %
92060	* CW WW SYSTEM MODIFICATIONS	44,291	0	0	44,291	0	0.0 %
331170	CW EPA CONSENT DECREE COMPLIAN	181,499		28,271	153,229		0.0 %
93070	* CW EPA COMPLIANCE PROJECTS	181,499	0	28,271	153,229	0	0.0 %
331171	CW EPA WW RECLAMATION FACILITY	164,311			164,311		0.0 %
93071	* CW EPA WWRF RENOVATION PROJ	164,311	0	0	164,311	0	0.0 %
331172	CW WASTEWATER SYSTEM MODIFICAT	17,533		8,078	9,456		0.0 %
93072	* CW WW SYSTEM MODIFICATION	17,533	0	8,078	9,456	0	0.0 %
345378	CW EPA DECREE COMPLIANCE PRJ	50,096		14,456	35,640		0.0 %
94078	* CW EPA CONSENT COMPLIANCE PRJ	50,096	0	14,456	35,640	0	0.0 %
345380	CW WW SYSTEM MODIFICATIONS	128,344	(6,751)	11,555	110,038		0.0 %
94080	* CW WW SYSTEM MODIFICATIONS	128,344	(6,751)	11,555	110,038	0	0.0 %
356454	CW EPA DCR LAHAINA WWPS#2	109,492		1,414	108,078		0.0 %
356497	CW EPA DCR KAA NAPALI WWPS	271,695			271,695		0.0 %

County of Maui
Statement of Appropriations and Expenditures
Capital Improvement Program by District Fiscal
Year Ending 6/30/2017 - as of 12/31/2016


09	Countywide	Prior Year	Amended	Year	Current	Balance	% of
Index	Activity ** Program *** District	Encumbrance	Budget /	to Date	Encumbrance	Available	Budget
		/ Carryover	Lapses	Expended	12/31/2016		Available
356499	CW EPA DCR PAIA WWPS FM	32,101		6,963	25,138		0.0 %
356574	CW EPA DCR COMPLIANCE PRJ	14,959			14,959		0.0 %
356581	CW EPA DCR WAI-KAH WWTP	1,042			1,042		0.0 %
95073	* CW EPA CONSENT DECREE COMPLIAN	429,289	0	8,377	420,912	0	0.0 %
356496	CW EPA DECREE KAAPALI WWPS	294,018		294,018			0.0 %
356564	CW EPA DECREE WAI-KAH WWRF	150,000		61,247	88,753		0.0 %
356573	CW EPA DECREE -KULANIHAKOI	110,000		18,450	91,550		0.0 %
356577	CW EPA DECREE -HI'AN HOMES	54,451		54,451			0.0 %
356580	CW EPA DECREE KIHEI WWRF GRIT	11,388		11,388			0.0 %
95074	* CW EPA CONSENT DECREE WWRF REN	619,857	0	439,554	180,303	0	0.0 %
356509	CW WW SYSTEM MOD-GENERAL	34,099			34,099		0.0 %
356520	CW WW SYSTEM MOD-KIHEI FM	25,409			25,409		0.0 %
356521	CW WW SYSTEM MOD-WM RECYCLED	128,161		30,855	97,306		0.0 %
356530	CW WW SYSTEM MOD-WWRF SHORELIN	56,508		8,693	47,814		0.0 %
356543	CW WW SYSTEM MOD-WAIEHU	2,059			2,059		0.0 %
356579	CW WW SYSTEM MOD-NAPILI	9,304			9,304		0.0 %
95075	* CW WW SYSTEM MODIFICATIONS	255,540	0	39,548	215,991	0	0.0 %
356498	CW WET WELL KAAPALI WWPS	68,285		45,610	22,675		0.0 %
356542	CW WET WELL MISC PROJECTS	576,717			576,717		0.0 %
95076	* CW WET WELL REHABILITATION	645,002	0	45,610	599,392	0	0.0 %
367162	CW EPA DECREE COMPLIANCE PRJ	599	(599)				-
368807	CW EPA DECREE KIHEI RECYCLED	35,370			35,370		0.0 %
368824	CW EPA DECREE CATCH ALL	105,934		88,749	17,186		0.0 %
368831	CW EPA DECREE LAHAINA WWRFM	350,000		266,844	83,156		0.0 %
96062	* CW EPA CONSENT COMPLIANCE PRJS	491,903	(599)	355,593	135,712	0	0.0 %
367163	CW EPA DECREE WW RECL RENOV	453,708				453,708	100.0 %
368817	CW EPA DECREE WWRF RENOVATIONS	328,539		180,888	411,171	(263,520)	(80.2)%

County of Maui
Statement of Appropriations and Expenditures
Capital Improvement Program by District Fiscal
Year Ending 6/30/2017 - as of 12/31/2016

09	Countywide	Prior Year	Amended	Year	Current	Balance	% of
Index	Activity ** Program *** District	Encumbrance	Budget /	to Date	Encumbrance	Available	Budget
		/ Carryover	Lapses	Expended	12/31/2016		Available
368826	CW EPA DECREE HAWAIIAN HOMES	8,169			105,556	(97,387)	(1192.2)%
368832	CW EPA DECREE LAHAINA WWRFM	100,000			100,000		0.0 %
368853	CW EPA DECR KIHEI WWRF PAINT'G	43,300		41,100	2,200		0.0 %
368857	CW EPA DECREE NAPILI WWPS 5&6	427,124			427,124		0.0 %
368863	CW EPA DECREE PUAMANA PS	14,497		15,497		(1,000)	(6.9)%
368864	CW EPA DECR KIHEI FM#16 REPLCM	73,587			73,587		0.0 %
368868	CW EPA DECR SHERATON WWPS MODI	197,312			197,312		0.0 %
368869	CW EPA DECR WAILUKU WWPS REPLC	7,970			7,970		0.0 %
368890	CW EPA DECR LAHAINA WWRF ODOR				70,603	(70,603)	-
368891	CW EPA DECR MALUHIA BCH LOTS				16,198	(16,198)	-
368893	CW EPA DECR APPRAISALS WK WWRF				5,000	(5,000)	-
96063	* CW EPA WWRF RENOVATION PRJS	1,654,206	0	237,485	1,416,721	0	0.0 %
367164	CW SOIL AQUIFER TREATMENT	100,000				100,000	100.0 %
368887	CW SOIL AQUIFER ENGR SVC				100,000	(100,000)	-
96064	* CW SOIL AQUIFER TRTMNT STUDY	100,000	0	0	100,000	0	0.0 %
368825	CW WWSM HAWAIIAN HOMES	96,156		14,767	81,389		0.0 %
368828	CW WWSM NAPILI 5&6 FM	19,035			19,035		0.0 %
368833	CW WWSM LAHAINA WWRFM	301,186			301,186		0.0 %
368842	CW WWSM LAHAINA WWPS #3	59,123		9,992	49,131		0.0 %
96065	* CW WW SYSTEM MODIFICATIONS	475,500	0	24,759	450,741	0	0.0 %
378303	CW EPA DECREE COMPLIANCE PRJ		500,000			500,000	100.0 %
97003	* CW EPA COMPLIANCE PROJECTS	0	500,000	0	0	500,000	100.0 %
378304	CW EPA DECREE WW RECL RENOV		1,600,000			1,600,000	100.0 %
97004	* CW EPA CONSENT DCR WWRF RP	0	1,600,000	0	0	1,600,000	100.0 %
378305	CW SATELLITE RECYCLED WTR FAC		200,000			200,000	100.0 %
97005	* CW SATELLITE RECYCLED WTR FAC	0	200,000	0	0	200,000	100.0 %

County of Maui
Statement of Appropriations and Expenditures
Capital Improvement Program by District Fiscal
Year Ending 6/30/2017 - as of 12/31/2016

09	Countywide	Prior Year	Amended	Year	Current	Balance	% of
Index	Activity ** Program *** District	Encumbrance	Budget /	to Date	Encumbrance	Available	Budget
* Activity ** Program *** District		/ Carryover	Lapses	Expended	12/31/2016		Available
378306	CW WW SYSTEM MODIFICATIONS		500,000			500,000	100.0 %
379108	CW WW SYSTEM MODI HI'AN HOMES				143,000	(143,000)	-
379109	CW WW SYSTEM MODI LAH WWRF ODO				9,417	(9,417)	-
379116	CW WW SYSTEM MODI CATCHALL				17,226	(17,226)	-
97006	* CW WASTEWATER SYSTEM MODIFICAT	0	500,000	0	169,643	330,357	66.1 %
378307	CW WWRF CHLORINATN SYS UPGRD		2,000,000			2,000,000	100.0 %
97007	* CW WWRF CHLORINATION SYS UPGRD	0	2,000,000	0	0	2,000,000	100.0 %
909	** Wastewater Facilities	5,294,404	4,792,650	1,216,667	4,240,032	4,630,357	45.9 %
District ***	Countywide	<u>46,182,480</u>	<u>24,075,265</u>	<u>11,698,608</u>	<u>34,867,488</u>	<u>23,691,649</u>	<u>33.7 %</u>
	Grand Total	170,092,985	78,755,996	22,982,367	144,575,179	81,291,440	32.7 %



V. Appendix

GLOSSARY

Activity

An activity is a program or part of a program. Each activity has a budget amount in the operating budget or Capital Improvement Program.

Appropriation

Money authorized to spend for a specific use.

Bonds - General Obligation

A funding tool that is a written promise to pay a specific sum plus interest in the future, used to fund capital improvement projects. A General Obligation bond is secured by the County's General Fund.

Capital Improvement Program (CIP)

Capital projects are long-lived expenditures related to construction, expansion or major repair of infrastructure. An appropriation for a capital improvement lapses six months after the close of the fiscal year. There are eight programs: Drainage, Flood Control, Government Facilities, Parks and

Recreation, Economic Development / Planning, Roads, Solid Waste Facilities and Wastewater Facilities.

Carryover Savings (Fund Balance)

Unappropriated revenue and unencumbered balances of any appropriations in a fund at the end of the fiscal year. For budget purposes this is an estimated amount.

Character

Revenue is grouped by object and character. The character (Char) is a major group such as Taxes, or Licenses and Permits.

Countywide Costs

Countywide costs include costs such as insurance, debt payments, inter-departmental transfers and employee benefits.

Debt Service

The interest and principal payments on bond issues used to finance certain capital improvement projects and loans.

Encumbrance

A commitment of funds to an expenditure at a future date as a result of a purchase order, contract or other funding commitment. An estimated amount of expenditures. The funds may not be used for any other purpose.

Expenditure

An outlay of funds. A payment for goods or services rendered.

Fiscal Year

The County fiscal year runs from July 1 to June 30 of the following year. The operating budget is based on this time frame.

Fund

A separate accounting entity with revenues and expenditures for carrying on specific activities. The largest fund is the General Fund. The Wastewater Fund, the Highway Fund and the Solidwaste Fund are other examples. Also see **FUND DESCRIPTIONS**.

GLOSSARY

Grants / Grant Revenue

A grant is a financial contribution by the County or a State, Federal or private organization to support a particular function. The County receives as well as distributes grants. Grant funds are legally restricted to expenditures for specific purposes and provide a cost sharing alternative for programs and projects. Grant revenue was referred to as "Special Revenue" in previous years' budgets.

Interfund / Interdepartmental Transfers

These are governmental accounting transfers of revenue between funds. These transfers include overhead, fringe benefits and debt service charges as well as supplemental transfers from the General Fund for special fund operations and CIP.

Lapsed Bond Proceeds

These are funds appropriated from previous fiscal years that are

not encumbered by December 31 of the following fiscal year. Lapsed funds must be re-appropriated prior to expenditure.

Object

Revenue is grouped by object and character. An object is a smaller group such as General Property Taxes, Business Licenses and Permits, or Interest Income.

Operating Budget

Expenditures for all departments' salaries and wages, operations and equipment.

Program

An activity or service or group of activities or services and the resources to carry them out, that are intended to achieve specific objectives. Each county department is responsible for at least one program. Some programs are funded by the Operating Budget and some by Grant Revenue.

Revenue

Receipts received from various sources including real property tax, the transient accommodations tax, fuel tax and sewer/cesspool user fees.

Special Assessment

A charge made against certain properties to help pay for all or part of the cost of a specific capital improvement project. Also park land or a monetary assessment fee received from new developments.

Transient Accommodations Tax

Also known as hotel room tax. The County of Maui receives 22.8% of the total amount collected by the State, after 6% of the Statewide collections are withheld for administrative expense. The current TAT rate in Hawaii is 9.25%.

FUND DESCRIPTIONS

The budget is organized into funds. A fund is a separate accounting entity with revenues and expenditures for carrying on specific activities. Each fund is a set of self-balancing accounts.

Following is a list of all funds that are subject to appropriation in the Maui County budget.

General Fund

This is the largest of the County's funds. It accounts for all financial resources which are not required to be in another fund. Services within the General Fund include police and fire protection, parks and recreation (except golf), general administrative services, social concerns, planning and other activity for which a special fund has not been created.

Liquor Control Fund

It receives revenue from all liquor license fees. Fund revenues are expended for the operation and administration of the Liquor Control Commission, Liquor Control Adjudication Board, and the Department of Liquor Control.

Highway Fund

This fund was created for the deposit of fuel taxes, public utility franchise taxes and motor vehicle weight taxes. These revenues are expended for acquisition, design, construction, Improvement, repair and maintenance

of County highways, streets, street lights, storm drains and bridges.

Wastewater Fund

It was established to receive all revenue derived from monthly sewer charges, assessments and service charges for pumping of cesspools, septic tanks, etc.. Revenue is expended for the repair, operation and maintenance of the wastewater facilities and sewer systems, including debt service.

Bikeway Fund

This fund was established to collect revenue from bicycle licenses. It is expended for bikeway construction and maintenance.

Solid waste Fund

All refuse collection fees and landfill disposal charges are deposited here. The fund is used for the operation of the County's collection and disposal programs and for diversion programs such as resource recovery and recycling.

Grant Funds

A grant is a financial contribution by the County or a State, Federal or private organization to support a particular function. The County receives as well as distributes grants. Grant funds are legally restricted to expenditures for specific purposes and provide a cost sharing alternative for programs and projects. Grant revenue

was referred to as "Special Revenue" in previous years' budgets. The funds are aggressively pursued to relieve the reliance on County funds and to encourage participation of other government agencies.

Debt Service Fund

Debt service of bonds and loans is accounted for in this fund. The transfer to this fund is included in the Operations by Budget Item report.

Golf Fund

This fund was established to account for the proceeds of playing fees and for fees from golf course concessions (restaurant and pro shop). This revenue is expended for the operation, maintenance and capital improvements of the Waiehu Golf Course.


Capital Projects Fund


It is used to account for general obligation bonds that are issued for capital improvement projects.

Utility Enterprise Fund

The Department of Water Supply uses this. The receipts and disbursements are reported by the revenue categories and program appropriations in the budget ordinance.

[Back to Top](#)





COUNTY OF MAUI
CAPITAL IMPROVEMENT PROJECTS REPORT

AS OF DECEMBER 31, 2016

AYYY-NNN-XXXXXX

AA - Source of Funding (see descriptions below)
YY - Project Year (Budgeted Year)

NNN - IFAS Sub-fund

XXXXXX – Index Code (Appropriation #)

AA-Source of Funding Descriptions:

GF -	General Fund
GF/LN -	General Fund Loan
HY -	Highway Fund
BY -	Bikeway Fund
LC-	Liquor Control Fund
WM -	Wastewater Fund
SW -	Solid Waste Fund
GOLF -	Golf Fund
PA -	Parks Assessment Fund
SA -	Sewer Assessment Fund
GO -	Bond Issued
GOLAPS -	Lapsed Bond
FF -	Federal Funds
SH -	State Funds
ARRA -	ARRA Federal Funds
SH/LN -	State Revolving Fund
USDA -	USDA Loan
DOT -	State Dept of Transportation
PV -	Private Funds

County of Maui
Capital Improvement Projects Report (Excluding Department of Water Supply)
As of 12/31/2016

13-901 DRAINAGE	Original Appropriation	Alloted To Date	Expenditure Prior Years	Expenditure Current Year	Amount Lapsed	Encumbrance	Allotment Balance
Paia-Haiku Community Plan Area							
HAIKU RD DRAINAGE IMPROVEMNT GO14-371-321212: Lapse 12/31/12	1,885,875.00	1,885,875.00	742,916.36	917,031.40		225,927.24	
Makawao-Pukalani-Kula Community Plan Area							
DITCH IMPRV WAIPOLI RD GO17-373-378287: Lapse 12/31/17	800,000.00						
Wailuku-Kahului Community Plan Area							
IAO STREAM IMPROVEMENTS GO08-367-371200: Lapse 12/31/07	500,000.00	258,100.00	110,363.36			147,736.64	()
PAPA AVE DRAINAGE IMPRV GO17-373-378295: Lapse 12/31/17	400,000.00	50.00		50.00			
C MAUI DRAINLINE REPAIRS GF17-301-378396: Lapse 12/31/17	850,000.00	850,000.00		218,352.66		102,482.51	529,164.83
TEST/INSPECT EXIST INJ WELLS GF17-301-378397: Lapse 12/31/17	300,000.00	300,000.00				262,498.35	37,501.65
WAKEA/NIIHAU ST DRAINAGE IMPRV HY17-302-378398: Lapse 12/31/17	450,000.00	450,000.00					450,000.00
	2,500,000.00	1,858,150.00	110,363.36	218,402.66	0.00	512,717.50	1,016,666.48
Kihei-Makena Community Plan Area							
KIHEI DRAINAGE MASTER PLAN HY05-302-357010: Lapse 12/31/05	350,000.00	350,000.00	347,444.25	2,100.00		455.75	
S KIHEI RD CULVERT REPLCMNT GO17-373-367243: Lapse 12/31/16	1,600,000.00	3,800.00	3,800.00				
HAUOLI ST DRAINAGE IMPROVMNTS HY09-302-391001: Lapse 12/31/09	200,000.00	200,000.00	49,735.00		105,000.00	45,265.00	
GO14-371-331244: Lapse 12/31/13	2,500,000.00	1,970,022.48	1,941,547.66		684.84	27,789.98	
	4,650,000.00	2,523,822.48	2,342,526.91	2,100.00	105,684.84	73,510.73	0.00
West Maui Community Plan Area							
LAHAINA WATERSHED PROJ DIVERSI DOT11-325-317506: #STP-STP-0900(0 77) GO17-373-378209: Lapse 12/31/17	500,000.00	1,979,367.00	1,911,702.18	153.37			67,511.45
LAH WATERSHED PROJ DIV PH 3A DOT13-325-337506: #STP-STP-0900(0 83)		2,282,912.50	1,459,170.86			421,588.16	402,153.48
LAHAINA WATERSHD FLOOD CONTRL GO10-368-301200: Lapse 12/31/10	6,275,000.00	3,776,428.37	2,747,588.35		891,492.34	137,347.68	()
GO14-371-321213: Lapse 12/31/12	2,563,498.08	361,349.00	140,038.12			221,310.88	()
GO14-371-331247: Lapse 12/31/13	1,100,000.00	1,100,000.00	1,003,929.96	782.29	64,794.57	30,493.18	
GO17-373-345276: Lapse 12/31/14 ORD#4095	677,698.55	6,992.95	6,936.82			56.13	
GO17-373-356216: Lapse 12/31/15 ORD#4095	997,900.00	216,315.36				216,315.36	
GO17-373-367245: Lapse 12/31/16	2,000,000.00	15,000.00		15,000.00		1,985,000.00	(1,985,000.00)

County of Maui
Capital Improvement Projects Report (Excluding Department of Water Supply)
As of 12/31/2016

13-901 Drainage	Original Appropriation	Alloted To Date	Expenditure Prior Years	Expenditure Current Year	Amount Lapsed	Encumbrance	Allotment Balance
L HONOAPIILANI RD RETAINING GO17-373-356217: Lapse 12/31/15 ORD#4095	297,621.00	262,474.00	262,474.00				
NAPILI 4/5 CULVERT GO17-373-356229: Lapse 12/31/15	226,965.00	226,965.00	136,595.00	25,654.00		64,716.00	
	14,638,682.63	10,227,804.18	7,668,435.29	41,589.66	956,286.91	3,076,827.39	(1,515,335.07)
Molokai Community Plan Area							
KAUNAKAKAI DRAINAGE SYS B GO17-373-367246: Lapse 12/31/16	400,000.00	393,497.00	64,807.69	68,106.79		260,582.52	
GO17-373-378290: Lapse 12/31/17	200,000.00						
	600,000.00	393,497.00	64,807.69	68,106.79	0.00	260,582.52	0.00
Countywide							
CW DRAINAGE IMPROVEMENTS							
GO14-371-321203: Lapse 12/31/12	1,211,279.78	1,211,279.78	555,497.59	15,801.96	89,525.20	550,455.03	
GO14-371-331249: Lapse 12/31/13	1,300,000.00	1,288,837.57	1,081,659.71	12,570.54	11,476.35	183,130.97	
GF14-301-345319: Lapse 12/31/14	1,350,000.00	1,350,000.00	1,189,197.15		6,581.13	154,221.72	
GO15-372-356C56: Lapse 12/31/15	818,536.68	818,536.68	818,536.68				
GO17-373-356C66: Lapse 12/31/15	881,463.32	881,452.15	803,336.70	32,697.00		34,499.78	10,918.67
GO17-373-367C48: Lapse 12/31/16	1,500,000.00	1,405,447.09	360,976.82	225,628.28		867,052.96	(48,210.97)
GF17-301-378C69: Lapse 12/31/17	1,000,000.00	1,000,000.00		181,880.22		818,119.78	
PAPA AVE DRAINAGE IMPROVEMENTS							
GF14-301-345389: Lapse 12/31/14	250,000.00	250,000.00	17,781.15		195,833.68	36,385.17	
CW MUNI SEP STRM WATER/SEWER							
GF15-301-356C20: Lapse 12/31/15	300,000.00	300,000.00	300,000.00				
	8,611,279.78	8,505,553.27	5,126,985.80	468,578.00	303,416.36	2,643,865.41	(37,292.30)
TOTAL Drainage	33,685,837.41	25,394,701.93	16,056,035.41	1,715,808.51	1,365,388.11	6,793,430.79	(535,960.89)

County of Maui
Capital Improvement Projects Report (Excluding Department of Water Supply)
As of 12/31/2016

13-902 Other Projects	Original Appropriation	Alloted To Date	Expenditure Prior Years	Expenditure Current Year	Amount Lapsed	Encumbrance	Allotment Balance
Makawao-Pukalani-Kula Community Plan Area							
KULA AGRICULTURAL PARK EXP GO17-373-367282: Lapse 12/31/16	1,000,000.00						
Wailuku-Kahului Community Plan Area							
WAILUKU UNION CHCH/ADDL PARK GF14-301-345312: Lapse 12/31/14	100,000.00	100,000.00	22,929.25		76,437.65	633.10	
Countywide							
PUBLIC SAFETY RADIO SYSTEM							
GO14-371-331251: Lapse 12/31/13	4,850,000.00	4,850,000.00	4,840,532.00		9,468.00		
GO17-373-345290: Lapse 12/31/14 ORD#4095	1,582,986.56	1,425,818.56	449,537.51	629,628.90		346,652.15	
GOLAPS-350-345363: Lapse 12/31/14	529,000.00	529,000.00	506,099.64	22,900.36			
GOLAPS-350-356460: Lapse 12/31/15	1,210,000.00	1,210,000.00	180,806.27	30,175.04	765,956.04	233,062.65	
GO17-373-378210: Lapse 12/31/17	500,000.00						
GO17-373-378231: Lapse 12/31/17	4,550,000.00						
SW CW EQUIPMENT							
GO17-373-367256: Lapse 12/31/16	2,162,500.00	2,035,664.20		2,035,664.20			
GO17-373-367257: Lapse 12/31/16	988,000.00	818,119.70	818,119.70				
GO17-373-367258: Lapse 12/31/16	697,000.00	696,457.37				696,457.37	
GO17-373-367C51: Lapse 12/31/16							
GO17-373-378226: Lapse 12/31/17	310,000.00						
GO17-373-378227: Lapse 12/31/17	2,880,000.00	2,038,888.41					2,038,888.41
GO17-373-378228: Lapse 12/31/17	2,273,000.00						
BRIDGE INSPECTN & EVALUATION							
HY17-302-378371: Lapse 12/31/17	80,000.00	80,000.00				13,020.00	66,980.00
BUS STOPS & SHELTERS							
GO17-373-345291: Lapse 12/31/14	18,814.00	18,814.00	14,650.00	4,164.00			
GF15-301-356425: Lapse 12/31/15	1,000,000.00	1,000,000.00	670,158.32	263,383.48	39,290.20	27,168.00	
GO17-373-367250: Lapse 12/31/16	800,000.00	110,158.00	10,618.00	20,963.00		613,194.95	(534,617.95)
CW PW ADA IMPROVEMENTS							
HY13-302-331136: Lapse 12/31/13	500,000.00	500,000.00	376,383.72	78,427.35	45,188.93		
	24,931,300.56	15,312,920.24	7,866,905.16	3,085,306.33	859,903.17	1,929,555.12	1,571,250.46
TOTAL Other Projects	26,031,300.56	15,412,920.24	7,889,834.41	3,085,306.33	936,340.82	1,930,188.22	1,571,250.46

County of Maui
Capital Improvement Projects Report (Excluding Department of Water Supply)
As of 12/31/2016

13-903 Government Facilities	Original Appropriation	Alloted To Date	Expenditure Prior Years	Expenditure Current Year	Amount Lapsed	Encumbrance	Allotment Balance
Hana Community Plan Area							
NAHIKU COMMUNITY CENTER							
GO12-370-324200: Lapse 12/31/12	250,000.00	250,000.00	103,072.89		32,806.04	114,121.07	
GO17-373-367298: Lapse 12/31/16	1,950,000.00			5,994.00		185,346.00	(191,340.00)
HANA CIVIC CENTER							
GF17-301-378337: Lapse 12/31/17	50,000.00	50,000.00					50,000.00
	2,250,000.00	300,000.00	103,072.89	5,994.00	32,806.04	299,467.07	(141,340.00)
Paia-Haiku Community Plan Area							
HAIKU FIRE STATION							
GF08-301-383010: Lapse 12/31/08	500,000.00	500,000.00	458,015.20			41,984.80	
GO10-368-393201: Lapse 12/31/09	600,000.00	600,000.00	470,023.31			129,976.69	
KAUNOA F/O EXPANSION/RE							
GF15-301-356403: Lapse 12/31/15	120,000.00	120,000.00	6,658.41	3,618.53	1,441.74	108,281.32	
	1,220,000.00	1,220,000.00	934,696.92	3,618.53	1,441.74	280,242.81	0.00
Makawao-Pukalani-Kula Community Plan Area							
KULA COM'ITY CTR LAND ACQUI							
GO17-373-367236: Lapse 12/31/16	307,000.00						
WAIAKOA/KULA GYM ACQ							
GO17-373-367237: Lapse 12/31/16	1,220,000.00	1,202,596.61	1,202,596.61				
MAKAWAO MUNI PARK'G LOT							
GF15-301-356404: Lapse 12/31/15	200,000.00	200,000.00	68,387.40	77,076.40	7,309.00	47,227.20	
	1,727,000.00	1,402,596.61	1,270,984.01	77,076.40	7,309.00	47,227.20	0.00
Wailuku-Kahului Community Plan Area							
COUNTY SERVICE CENTER							
GO17-373-356293: Lapse 12/31/15	1,632,976.00	1,632,809.00	579,945.71	283,145.19		769,718.10	
MARKET ST PLAZA IMPROVEMENT							
GF15-301-356409: Lapse 12/31/15	355,000.00	355,000.00	318,790.42	5,290.50	30,919.08		
REAL PROPERTY AT WAIKAPU							
GO14-371-331243: Lapse 12/31/13	2,710,000.00	2,705,702.04	2,703,686.10			2,015.94	
WAI REDEVT MUNI PRKG LOT EXP							
GF17-301-378366: Lapse 12/31/17	3,380,447.00	3,380,447.00					3,380,447.00
KALANA/MAUI PARK'G LOT RESURF							
GF14-301-345306: Lapse 12/31/14	200,000.00	200,000.00	187,194.36	12,779.10	26.54		
GO17-373-367240: Lapse 12/31/16	1,200,000.00					704,794.75	(704,794.75)
GF17-301-378399: Lapse 12/31/17	500,000.00	500,000.00		14,655.31		67,747.69	417,597.00
AIR CONDITION CHILLER REPLCT							
GF14-301-345308: Lapse 12/31/14	100,000.00	100,000.00	79,775.00		1,959.00	18,266.00	
2154 KAOHU ST PROPERTY							
GO17-373-367280: Lapse 12/31/16	1,220,000.00	1,214,840.35	1,214,840.35				

County of Maui
Capital Improvement Projects Report (Excluding Department of Water Supply)
As of 12/31/2016

	Original Appropriation	Alloted To Date	Expenditure Prior Years	Expenditure Current Year	Amount Lapsed	Encumbrance	Allotment Balance
13-903 Government Facilities							
WAILUKU REDEV'T MUNI PRKG LOT GF16-301-367104: Lapse 12/31/16	7,460,304.00	7,460,304.00		12,360.08	2,856,082.90	4,591,861.02	
	18,758,727.00	17,549,102.39	5,084,231.94	328,230.18	2,888,987.52	6,154,403.50	3,093,249.25
Kihei-Makena Community Plan Area							
KIHEI POLICE STATION GO14-371-331253: Lapse 12/31/13	3,250,000.00	3,225,277.04	3,146,402.51		.53	78,874.00	
DMVL KIHEI SATELLITE OFF EXP GF14-301-345313: Lapse 12/31/14	100,000.00	100,000.00	15,175.93		80,000.00	4,824.07	
	3,350,000.00	3,325,277.04	3,161,578.44	0.00	80,000.53	83,698.07	0.00
West Maui Community Plan Area							
LAHAINA REFUSE OFFICE GO17-373-378219: Lapse 12/31/17	250,000.00						
Lanai Community Plan Area							
LANAI FIRE STN IMPRVMT GF16-301-367110: Lapse 12/31/16	10,000.00	10,000.00			10,000.00		
GF17-301-378329: Lapse 12/31/17	10,000.00	10,000.00					10,000.00
LANAI BASEYARD IMPRV GO17-373-378286: Lapse 12/31/17	300,000.00						
	320,000.00	20,000.00	0.00	0.00	10,000.00	0.00	10,000.00
Molokai Community Plan Area							
KAUNAKAKAI POLICE STN GO17-373-367247: Lapse 12/31/16	250,000.00						
GO17-373-378268: Lapse 12/31/17	390,000.00	884.00		884.00			
MOLOKAI BASEYARD DESIGN&C GOLAPS-350-356459: Lapse 12/31/15	3,500,000.00	3,500,000.00	250,610.72	16,872.07	3,086,848.00	145,669.21	
GO17-373-378291: Lapse 12/31/17	1,297,000.00						
GOLAPS-350-378392: Lapse 12/31/17	3,703,000.00	3,703,000.00					3,703,000.00
	9,140,000.00	7,203,884.00	250,610.72	17,756.07	3,086,848.00	145,669.21	3,703,000.00
Countywide							
CW FIRE FACILITIES GF09-301-393016: Lapse 12/31/09	150,000.00	150,000.00	36,570.60		83,916.50	29,512.90	
GF10-301-303191: Lapse 12/31/10	300,000.00	300,000.00	275,876.39		22,373.61	1,750.00	
GO10-368-313205: Lapse 12/31/11	150,000.00	150,000.00	111,925.00			38,075.00	
GF12-301-323021: Lapse 12/31/12	150,000.00	150,000.00	137,716.54		8,325.16	3,958.30	
GF14-301-345321: Lapse 12/31/14	300,000.00	300,000.00	150,186.90	138,089.56	265.28	11,458.26	
GF16-301-367C13: Lapse 12/31/16	300,000.00	300,000.00	63,453.02	(62,735.03)	299,282.01		
CW FACILITY BUILDING IMPRVMTS GO12-370-313204: Lapse 12/31/11	150,000.00	150,000.00	102,411.00			47,589.00	
GF13-301-331115: Lapse 12/31/13	350,000.00	350,000.00	272,875.19	10,606.27	61,854.04	4,664.50	
GF14-301-345320: Lapse 12/31/14	500,000.00	500,000.00	448,614.41	19,211.01	8,776.33	23,398.25	

County of Maui
Capital Improvement Projects Report (Excluding Department of Water Supply)
As of 12/31/2016

13-903 Government Facilities	Original Appropriation	Alloted To Date	Expenditure Prior Years	Expenditure Current Year	Amount Lapsed	Encumbrance	Allotment Balance
GF15-301-356C21: Lapse 12/31/15	600,000.00	600,000.00	341,477.04	60,864.01	13,401.94	184,257.01	
GO17-373-367C49: Lapse 12/31/16	750,000.00	229,399.88		42,976.62		340,055.72	(153,632.46)
GF17-301-378C70: Lapse 12/31/17	350,000.00	350,000.00					350,000.00
CW POLICE FACILITIES							
GF13-301-331117: Lapse 12/31/13	300,000.00	300,000.00	276,246.51			23,753.49	
GF15-301-356C22: Lapse 12/31/15	250,000.00	250,000.00	116,599.76	106,197.00	17,639.00	9,564.24	
GF16-301-367C15: Lapse 12/31/16	150,000.00	150,000.00		60,060.22	73,857.60	16,082.18	
GF17-301-378C67: Lapse 12/31/17	940,000.00	940,000.00					940,000.00
KALANA O MAUI CAMPUS EXP DESIG							
GO17-373-345264: Lapse 12/31/14	500,761.47	500,732.47	159,788.21	28,738.12		312,206.14	
CW DMVL SATELLITE OFF UPGRD							
GF17-301-378C26: Lapse 12/31/17	137,200.00	137,200.00		10,120.20		19,628.19	107,451.61
COUNTY BUILDING RENOVATION							
GF10-301-303189: Lapse 12/31/10	300,000.00	300,000.00	249,988.52		3,305.10	46,706.38	
CW FUEL TANK REPLACEMENTS							
GF14-301-345323: Lapse 12/31/14	250,000.00	250,000.00		211,210.00	38,790.00		
GF16-301-367C14: Lapse 12/31/16	100,000.00	100,000.00			20,500.00	79,500.00	
	6,977,961.47	6,457,332.35	2,743,729.09	625,337.98	652,286.57	1,192,159.56	1,243,819.15
TOTAL Government Facilities	43,993,688.47	37,478,192.39	13,548,904.01	1,058,013.16	6,759,679.40	8,202,867.42	7,908,728.40

County of Maui
Capital Improvement Projects Report (Excluding Department of Water Supply)
As of 12/31/2016

13-904 Parks and Recreation	Original Appropriation	Alloted To Date	Expenditure Prior Years	Expenditure Current Year	Amount Lapsed	Encumbrance	Allotment Balance
Hana Community Plan Area							
PA'ANI MAI PARK IMPROVM							
GF15-301-356402: Lapse 12/31/15	300,000.00	300,000.00	53,370.50	86,797.00	29,840.00	129,992.50	
NAHIKU COMMUNITY CENTER							
GF13-301-331101: Lapse 12/31/13	280,000.00	280,000.00	734.50			279,265.50	
GF14-301-345302: Lapse 12/31/14	600,000.00	600,000.00			124,213.57	475,786.43	
HANA BALLFIELD							
GF14-301-345391: Lapse 12/31/14	190,000.00	190,000.00	190,000.00				
HELENE HALL IMPROVEMENTS							
GF14-301-345301: Lapse 12/31/14	165,000.00	165,000.00	13,760.32		151,239.68		
GO17-373-378239: Lapse 12/31/17	50,000.00	50,000.00				50,000.00	
HANA-KEANAE-KAILUA PARKS							
GF15-301-356401: Lapse 12/31/15	165,000.00	165,000.00	144,334.92		390.08	20,275.00	
GF16-301-367101: Lapse 12/31/16	446,250.00	446,250.00	68,820.12	24,239.10		353,190.78	
GF17-301-378338: Lapse 12/31/17	250,000.00	250,000.00				74,076.62	175,923.38
	2,446,250.00	2,446,250.00	471,020.36	111,036.10	305,683.33	1,382,586.83	175,923.38
Paia-Haiku Community Plan Area							
PAIA-HAIKU PARKS SYSTEM							
GF16-301-367102: Lapse 12/31/16	450,000.00	450,000.00	63,858.80	32,693.79	16.81	353,430.60	
GO17-373-378254: Lapse 12/31/17	400,000.00						
GF17-301-378353: Lapse 12/31/17	320,000.00	320,000.00		18,825.19		169,034.81	132,140.00
	1,170,000.00	770,000.00	63,858.80	51,518.98	16.81	522,465.41	132,140.00
Makawao-Pukalani-Kula Community Plan Area							
MAKAWAO-HAIKU-PAIA PARKS							
GF15-301-356405: Lapse 12/31/15	325,000.00	325,000.00	282,434.00	569.00		41,997.00	
PUK-KULA-ULUPALAKUA PARKS							
GF15-301-356406: Lapse 12/31/15	245,000.00	245,000.00	165,818.86	14,295.00	800.00	64,086.14	()
UPCOUNTRY SKATE PARK							
GF15-301-356407: Lapse 12/31/15	75,000.00	75,000.00	54,696.28	8,606.05		11,697.67	
MAK-PUK-KULA ULU PARKS							
GF16-301-367103: Lapse 12/31/16	435,000.00	435,000.00	45,447.45	23,181.80	3,003.74	363,367.01	
GF17-301-378347: Lapse 12/31/17	350,000.00	350,000.00					350,000.00
UPCOUNTRY SKATE PARK							
GO17-373-378248: Lapse 12/31/17	1,100,000.00						
PA17-309-378350: Lapse 12/31/17	100,000.00	100,000.00					100,000.00
WAIAKOA GYM IMPRVMNTS							
GO17-373-378249: Lapse 12/31/17	75,000.00	34,352.00				34,352.00	
	2,705,000.00	1,564,352.00	548,396.59	46,651.85	3,803.74	515,499.82	450,000.00
Wailuku-Kahului Community Plan Area							
CENTRAL MAUI PARKS SYSTEM							

County of Maui
Capital Improvement Projects Report (Excluding Department of Water Supply)
As of 12/31/2016

13-904 Parks and Recreation	Original Appropriation	Alloted To Date	Expenditure Prior Years	Expenditure Current Year	Amount Lapsed	Encumbrance	Allotment Balance
GF16-301-367105: Lapse 12/31/16	600,000.00	600,000.00	78,359.42	106,339.50	2,000.00	413,301.08	
GO17-373-378256: Lapse 12/31/17	461,000.00						
GF17-301-378355: Lapse 12/31/17	539,000.00	539,000.00				16,939.42	522,060.58
WAILUKU GYM IMPROVEMENTS							
GO14-371-345245: Lapse 12/31/14	1,653,642.06	1,659,792.82	1,604,683.06	48,959.00	6,150.76		
GF15-301-356412: Lapse 12/31/15	275,000.00	275,000.00	11,600.32	41,949.00	211,971.48	9,479.20	
WAIEHU GC STARTER BOOTH/RESTO							
GO17-373-378257: Lapse 12/31/17	500,000.00						
WAIEHU GC WWTR IMPR							
GO17-373-378258: Lapse 12/31/17	50,000.00	49,600.00					49,600.00
WAIKAPU CC BASKETBALL CT							
GO17-373-378259: Lapse 12/31/17	500,000.00						
GO17-373-378260: Lapse 12/31/17	500,000.00						
WAILUKU POOL IMPRVMNTS							
GO17-373-378261: Lapse 12/31/17	50,000.00	29,223.77					29,223.77
WM COMPLEX PAVING IMPROVEMENTS							
GF14-301-345311: Lapse 12/31/14	400,000.00	400,000.00	375,483.47		84.58	24,431.95	
GO17-373-378262: Lapse 12/31/17	100,000.00	71,200.00					71,200.00
KAHULUI PARKS SYSTEM							
GF15-301-356410: Lapse 12/31/15	325,000.00	325,000.00	229,656.96	88,451.00	6,892.04		
KANAHA BEACH PRK MSTR PLAN							
GF15-301-356411: Lapse 12/31/15	250,000.00	250,000.00	141,951.21	30,754.29	45.00	77,249.50	
KEPANIWAI HERITAGE GARDENS							
GF16-301-367106: Lapse 12/31/16	100,000.00	100,000.00	17,250.00	5,260.00	3,400.00	74,090.00	
WAIL-WAIH-WAIK PARKS SYS							
GF15-301-356413: Lapse 12/31/15	590,000.00	590,000.00	568,854.40		2,357.55	18,788.05	
WAR MEMORIAL CIVIC COMPLEX							
GF14-301-345310: Lapse 12/31/14	200,000.00	200,000.00	152,480.80	10,370.81	5,818.00	31,330.39	
	7,093,642.06	5,088,816.59	3,180,319.64	332,083.60	238,719.41	665,609.59	672,084.35
Kihei-Makena Community Plan Area							
WAIPUILANI PRK IRRIGATION							
GF17-301-378341: Lapse 12/31/17	100,000.00	100,000.00					100,000.00
WAIPUILANI PARK IRRIGATION							
GF16-301-367108: Lapse 12/31/16	800,000.00	800,000.00	79,350.00	19,600.00	239,500.00	461,550.00	
SO MAUI COMMUNITY PARK							
GO17-373-356227: Lapse 12/31/15	16,588,792.49	438,635.29	211,232.98	5,852.68		221,549.63	()
GF15-301-356416: Lapse 12/31/15	655,000.00	655,000.00	526,858.79	68,650.21		59,491.00	
GF16-301-367107: Lapse 12/31/16	885,000.00	885,000.00	709,238.39	139,187.48		36,574.13	
GO17-373-378243: Lapse 12/31/17	650,000.00						
GO17-373-378244: Lapse 12/31/17	303,000.00	108,444.00					108,444.00
GF17-301-378340: Lapse 12/31/17	597,000.00	597,000.00					597,000.00
SM BLDG MAINT REPAIRER BSYD							
GO17-373-378242: Lapse 12/31/17	150,000.00						

County of Maui
Capital Improvement Projects Report (Excluding Department of Water Supply)
As of 12/31/2016

13-904 Parks and Recreation	Original Appropriation	Alloted To Date	Expenditure Prior Years	Expenditure Current Year	Amount Lapsed	Encumbrance	Allotment Balance
	20,728,792.49	3,584,079.29	1,526,680.16	233,290.37	239,500.00	779,164.76	805,444.00
West Maui Community Plan Area							
WEST MAUI PARKS SYSTEM							
PA15-309-356462: Lapse 12/31/15	800,000.00	800,000.00	442,240.16	6,300.00	2,831.00	348,628.84	
GF16-301-367109: Lapse 12/31/16	225,000.00	225,000.00				225,000.00	
PA16-309-367154: Lapse 12/31/16	480,000.00	480,000.00	21,320.26	29,147.58	165.00	429,367.16	
WEST MAUI PARKS SYSTEM							
GO17-373-378264: Lapse 12/31/17	1,915,000.00	416,094.00					416,094.00
GF17-301-378363: Lapse 12/31/17	85,000.00	85,000.00				9,400.00	75,600.00
PA17-309-378365: Lapse 12/31/17	285,000.00	285,000.00					285,000.00
MOKUHINIA ECOSYSTEM/RESTORATN							
GO17-373-345266: Lapse 12/31/14 ORD#4095	132,414.26	132,411.37				132,411.37	
GF15-301-356560: Lapse 12/31/15	50,000.00	50,000.00	47,000.00			3,000.00	
	3,972,414.26	2,473,505.37	510,560.42	35,447.58	2,996.00	1,147,807.37	776,694.00
Lanai Community Plan Area							
LANAI PARKS SYSTEM							
GF15-301-356417: Lapse 12/31/15	130,000.00	130,000.00	122,516.53	3,958.31		3,525.16	
GF16-301-367111: Lapse 12/31/16	262,500.00	262,500.00	142,768.53	362.93	59.37	119,309.17	
GO17-373-378246: Lapse 12/31/17	425,000.00	19,152.83				19,152.83	
GF17-301-378345: Lapse 12/31/17	25,000.00	25,000.00				25,000.00	
	842,500.00	436,652.83	265,285.06	4,321.24	59.37	166,987.16	0.00
Molokai Community Plan Area							
MOLOKAI PARKS SYSTEM							
GF15-301-356418: Lapse 12/31/15	695,000.00	695,000.00	676,936.02	9,031.99	9,032.00		(.01)
GF16-301-367112: Lapse 12/31/16	273,750.00	273,750.00	48,295.25	46,500.82	1,972.33	176,981.60	
GO17-373-378252: Lapse 12/31/17	580,000.00						
GF17-301-378351: Lapse 12/31/17	320,000.00	320,000.00				43.95	319,956.05
	1,868,750.00	1,288,750.00	725,231.27	55,532.81	11,004.33	177,025.55	319,956.04
Countywide							
CW PARK RESTROOM FAC IMPR							
GF15-301-356C24: Lapse 12/31/15	500,000.00	500,000.00	268,664.40		22,140.34	209,195.26	
CW PARK WAILUKU HEIGHTS							
GF17-301-378334: Lapse 12/31/17	30,000.00	30,000.00					30,000.00
CW PARK FACILITIES							
GF12-301-324031: Lapse 12/31/12	400,000.00	400,000.00	399,957.49		42.51		()
CW PARKS ADA IMPROVEMENTS							
GF14-301-345324: Lapse 12/31/14	300,000.00	300,000.00	298,900.00		1,100.00		
GF15-301-356C23: Lapse 12/31/15	500,000.00	500,000.00	415,280.09	2,680.00	.01	82,039.90	()
GF16-301-367C16: Lapse 12/31/16	200,000.00	200,000.00	3,416.00	118,908.68	.18	77,675.14	
CW PARK PLAYGROUND IMPRVMT							

County of Maui
Capital Improvement Projects Report (Excluding Department of Water Supply)
As of 12/31/2016

13-904 Parks and Recreation	Original Appropriation	Alloted To Date	Expenditure Prior Years	Expenditure Current Year	Amount Lapsed	Encumbrance	Allotment Balance
GF17-301-378C32: Lapse 12/31/17	1,070,000.00	1,070,000.00		480.00		130,180.59	939,339.41
GO17-373-378C34: Lapse 12/31/17	200,000.00						
PA17-309-378C36: Lapse 12/31/17	115,000.00	115,000.00					115,000.00
LARGE CAP CESSPOOL CLOSURE							
GF13-301-331120: Lapse 12/31/13	300,000.00	300,000.00	106,553.79		190,556.21	2,890.00	()
GO17-373-367252: Lapse 12/31/16	550,000.00	99,664.00		56,023.95		186,340.05	(142,700.00)
CW TOILET TRAILERS							
GO17-373-378C35: Lapse 12/31/17	440,000.00						
	4,605,000.00	3,514,664.00	1,492,771.77	178,092.63	213,839.25	688,320.94	941,639.41
TOTAL Parks and Recreation	45,432,348.81	21,167,070.08	8,784,124.07	1,047,975.16	1,015,622.24	6,045,467.43	4,273,881.18

County of Maui
Capital Improvement Projects Report (Excluding Department of Water Supply)
As of 12/31/2016

13-907 Roads	Original Appropriation	Alloted To Date	Expenditure Prior Years	Expenditure Current Year	Amount Lapsed	Encumbrance	Allotment Balance
Hana Community Plan Area							
HANA DISTRICT RD RESURFACING HY01-302-317003: Lapse 12/31/01	650,000.00	643,184.00	462,188.90	5,260.27	147,509.31	28,225.52	
KALEPA ROCK FALL ASSESSMENT HY16-302-367117: Lapse 12/31/16 GO17-373-378278: Lapse 12/31/17	150,000.00 500,000.00	150,000.00			150,000.00		
PIILANI HWY RDWY/EMBANKMENT GO17-373-367232: Lapse 12/31/16	500,000.00						
KEANAE RD SAFETY IMPROVEMENTS GO17-373-367281: Lapse 12/31/16	400,000.00	109,400.00	56,716.00	52,684.00		290,600.00	(290,600.00)
KOUKOUAI BRIDGE REHAB GO17-373-378279: Lapse 12/31/17	600,000.00						
PIILANI HWY RD IMPRV/NUANUALOA GO17-373-378280: Lapse 12/31/17	147,000.00						
ROCKFALL/EMBKMNT ASSESSMNT HY17-302-378381: Lapse 12/31/17	350,000.00	350,000.00					350,000.00
PIILANI HWY RD IMPRV/NUANUALOA HY17-302-378382: Lapse 12/31/17	2,003,000.00	2,003,000.00					2,003,000.00
WAIOPAI BRIDGE IMPRV GO17-373-367233: Lapse 12/31/16	600,000.00						
PAPAHAWAHAWA BRIDGE REPLACMNT GO12-370-317201: Lapse 12/31/11 DOT11-325-317501: #STP-BR0900(49)	1,100,000.00 5,000,000.00	579,473.00 4,037,352.00	579,468.70 2,443,290.57			4.30	1,594,061.43
KAHOLOPOO BRIDGE REPLACEMNT GO12-370-317200: Lapse 12/31/11 ORD3814-A DOT12-325-327500: #STP-BR0900-078	700,000.00 1,680,000.00	700,000.00 1,672,000.00	628,838.33 1,353,199.11			71,161.67 59,552.77	259,248.12
WAIOHONU BRIDGE REPL BR0900(68) DOT11-325-317505: #STP-STP0900(68)	2,800,000.00	3,289,180.00	2,622,687.54				666,492.46
	17,180,000.00	13,533,589.00	8,146,389.15	57,944.27	297,509.31	449,544.26	4,582,202.01
Paia-Haiku Community Plan Area							
NORTH SHORE GREENWAY GO17-373-367235: Lapse 12/31/16	350,000.00	14,748.51	10,571.51	1,962.48		4,177.00	(1,962.48)
BALDWIN AVE BIKEWAY/GREENWAY BY11-304-317035: Lapse 12/31/11 GO17-373-367234: Lapse 12/31/16	200,000.00 350,000.00	200,000.00	45,007.08		58,812.00	96,180.92	
KAUPAKALUA PVEMNT RECONST HY17-302-378393: Lapse 12/31/17	550,000.00	550,000.00				147,800.00	402,200.00
PAUWELA RD SIDEWK REPAIRS HY17-302-378394: Lapse 12/31/17	500,000.00	500,000.00					500,000.00
PAIA SCHOOL SAFE ROUTES HY15-302-356426: Lapse 12/31/15	150,000.00	150,000.00	3,831.24		136,616.76	9,552.00	

County of Maui
Capital Improvement Projects Report (Excluding Department of Water Supply)
As of 12/31/2016

13-907 Roads	Original Appropriation	Alloted To Date	Expenditure Prior Years	Expenditure Current Year	Amount Lapsed	Encumbrance	Allotment Balance
KALIALINUI BRIDGE IMPROVEMENT GO17-373-345288: Lapse 12/31/14 ORD#4095	262,839.26	164,597.67	20,079.87	6,210.00		137,900.00	407.80
	2,362,839.26	1,579,346.18	79,489.70	8,172.48	195,428.76	395,609.92	900,645.32
Makawao-Pukalani-Kula Community Plan Area							
PUKALANI STREET PAVEMENT DOT12-325-327508: #STP-STP-3620(0 01)	1,038,137.00	737,932.26	714,998.19				22,934.07
GUARDRAIL/SHOULDER IMPRV HY17-302-378388: Lapse 12/31/17	300,000.00	300,000.00					300,000.00
KOKOMO RD PAVEMENT RECON GO17-373-356223: Lapse 12/31/15	46,387.51	46,387.51				46,387.51	
GOLAPS-350-378389: Lapse 12/31/17	2,400,000.00	2,400,000.00					2,400,000.00
MAK/MAKANI ROAD IMPROVEMENTS HY06-302-367010: Lapse 12/31/06	600,000.00	600,000.00	287,595.59			312,404.41	
DOT12-325-327504: #STP-STP-3630(1	76,359.42	1,676,359.42	800,412.26				875,947.16
HALIIMAILE RD IMPROVEMENTS DOT12-325-327503: #STP-STP-A371(1		1,680,000.00	817,952.44				862,047.56
DOT13-325-337503: #STP-STP-A371 (002)	1,000,671.05	1,000,671.05	985,548.15				15,122.90
HALEAKALA HWY INTERSECT IMPR GO17-373-345274: Lapse 12/31/14 ORD#4095	1,218,491.00	37,271.00	12,810.00			24,461.00	
SH14-323-345410:	2,000,000.00	1,250,000.00				525,208.87	724,791.13
HY16-302-367118: Lapse 12/31/16	500,000.00	500,000.00				500,000.00	
GOLAPS-350-367153: Lapse 12/31/16	1,000,000.00	1,000,000.00			1,000,000.00		
GO17-373-367283: Lapse 12/31/16	1,381,750.00	1,312,415.17	51,898.30	800,499.86		462,875.54	(2,858.53)
OLD HALEAKALA HWY SIDEWALK SH13-323-331140: ACT106, SLH2012	998,000.00	998,000.00				998,000.00	
GO17-373-345286: Lapse 12/31/14 ORD#4095	422,640.00	57,802.00	57,802.00				
KOKOMO RD PAVEMENT RECON DOT15-325-356740: #STP-STP-0366(0 01)	3,800,000.00	5,488,597.25	5,193,560.53			401,298.27	(106,261.55)
GO17-373-367239: Lapse 12/31/16	1,400,000.00	6,330.91	6,330.90	1,040.00		.01	(1,040.00)
BALDWIN AVE RESURFACING DOT14-325-345403: #STP-STP-0390(0 01)	2,261,738.00	2,261,738.00	2,000,260.57			261,476.87	.56
GO17-373-367238: Lapse 12/31/16	3,361,250.00	11,234.16	11,234.16	3,940.79		1,285,781.87	(1,289,722.66)
OLD HALEAKALA HWY PVMNT REHAB DOT15-325-356780: #STP-STP-0900(0 84)	4,027,000.00	4,087,630.39	205,962.94	2,321,380.95		1,560,286.50	
	27,832,423.98	25,452,369.12	11,146,366.03	3,126,861.60	1,000,000.00	6,378,180.85	3,800,960.64
Wailuku-Kahului Community Plan Area							
KAM/HINA AVE TRAFFIC SIGNAL DOT11-325-317504: #STP-STP-3940(1)	1,200,000.00	860,568.00	477,445.01				383,122.99
KAHAKULOA STREAM BRIDGE GO17-373-378206: Lapse 12/31/17	650,000.00	548.25		548.25			
ONEHEE/KEA PAVEMNT REHAB GO17-373-378207: Lapse 12/31/17	200,000.00						

County of Maui
Capital Improvement Projects Report (Excluding Department of Water Supply)
As of 12/31/2016

13-907 Roads	Original Appropriation	Allotted To Date	Expenditure Prior Years	Expenditure Current Year	Amount Lapsed	Encumbrance	Allotment Balance
C MAUI SIGNAL UPGRADE HY17-302-378402: Lapse 12/31/17	270,000.00	270,000.00					270,000.00
KAMEHAMEHA AVE @ MAUI LANI HY16-302-367119: Lapse 12/31/16	1,400,000.00	1,400,000.00		221,745.78	1,149,831.22	28,423.00	
HY17-302-378403: Lapse 12/31/17	330,000.00	330,000.00		2,207.95			327,792.05
WAKEA/KAMEHA INTERSEC IMPRV HY17-302-378404: Lapse 12/31/17	240,000.00	240,000.00					240,000.00
WAIALE RD SHOULDER IMPROVEMENT GO14-371-345248: Lapse 12/31/14	114,900.00	114,900.00	52,540.00			62,360.00	
GO17-373-356245: Lapse 12/31/15	400,000.00	400,000.00	24,732.00	13,200.00		362,068.00	
PAPA AVE PAVEMENT REHABILITATI GO14-371-345247: Lapse 12/31/14	2,380,000.00	2,380,000.00	2,206,771.62	38,581.08		134,647.30	
DOT14-325-347520: #STP-STP-3910(0 01)	6,625,000.00	6,625,000.00	5,930,258.37	154,324.33		538,589.14	1,828.16
LONO AVENUE IMPROVEMENTS HY12-302-327030: Lapse 12/31/12	760,000.00	760,000.00	456,585.25		276,429.06	26,985.69	
DOT12-325-327507: #STP-STO-3950(0 07)	1,608,226.46	962,602.54	830,100.75			120,279.74	12,222.05
WAKEA AVE TRAFFIC SIGNALS GO17-373-345293: Lapse 12/31/14	48,271.12	48,271.12	45,507.81			2,763.31	
HY14-302-345326: Lapse 12/31/14	180,000.00	180,000.00	5,000.00		139,621.48	35,378.52	
DOT14-325-345402: #STP-STP-0900(0 82)	400,000.00	400,000.00	340,146.74			29,318.86	30,534.40
KAHEKILI HWAY PAVMENT/REHAB DOT12-325-327501: #STP-STP3405(3)	3,200,000.00	3,200,000.00	2,318,400.75				881,599.25
GO17-373-367241: Lapse 12/31/16	3,000,000.00					3,000,000.00	(3,000,000.00)
WAKEA PVMNT KAAHUMANU/PUUNENE HY13-302-331124: Lapse 12/31/13	800,000.00	800,000.00	686,670.03		47,101.47	66,228.50	
DOT13-325-337515: #STP-STP-3920 (006)	3,275,685.65	3,267,572.54	2,214,779.41			246,774.69	806,018.44
GO14-371-345250: Lapse 12/31/14	517,573.02	517,573.02	472,374.45			45,198.57	
DOT14-325-345401: #STP-STP-0900(0 82)	2,500,000.00	2,229,601.16	1,889,497.81			275,574.26	64,529.09
KUIKAHI DR PAVEMENT REHAB GO17-373-367242: Lapse 12/31/16	440,000.00	3,069.23	3,069.23	1,592.93		434,474.88	(436,067.81)
HANSEN ROAD IMPROVEMENT GO17-373-356225: Lapse 12/31/15	446,484.05	446,484.05	358,178.60	27,878.80		60,426.65	
DOT15-325-356700: #STP-STP-3600(0 01)	3,500,000.00	3,919,875.20	3,690,809.99	122,692.03		20,694.49	85,678.69
LONO AVE PAVEMENT REHAB PH2 DOT15-325-356720: #STP-STP-3950(0 08)	694,000.00	1,544,784.53	1,357,514.62	128,729.05		58,540.86	
KAHAKULOA STREAM BRIDGE GO17-373-356244: Lapse 12/31/15	700,000.00	508,933.00	147,027.90	82,221.09		279,684.01	
WAIIEHU STREAM BRIDGE REPAIR GO17-373-356246: Lapse 12/31/15	500,000.00	500,000.00				500,000.00	
KAM AVE/HINA PVTMNT REHAB HY13-302-331122: Lapse 12/31/13	1,200,000.00	1,200,000.00	1,011,231.93		44,345.51	144,422.56	
KAMEHAMEHA AVE AT KANE ST HY13-302-331125: Lapse 12/31/13	250,000.00	250,000.00	98,887.76		131,572.44	19,539.80	

County of Maui
Capital Improvement Projects Report (Excluding Department of Water Supply)
As of 12/31/2016

13-907 Roads	Original Appropriation	Alloted To Date	Expenditure Prior Years	Expenditure Current Year	Amount Lapsed	Encumbrance	Allotment Balance
KAMEHAMEHA AVE PAVEMENT REHAB DOT13-325-337504: #STP-STP-0900 (079)	3,727,251.98	3,717,059.29	2,204,927.72			577,690.22	934,441.35
KAMEHAMEHA TRFC SIGNAL @ KANE DOT13-325-337505: #STP-STP-3940(0 02)	493,176.96	493,176.96	325,951.04			78,159.18	89,066.74
CENTRAL MAUI BIKE/PEDESTRIAN BY16-304-367129: Lapse 12/31/16	150,000.00	150,000.00		38,710.00		111,290.00	
LOWER MAIN ST RESURFACING HY16-302-367120: Lapse 12/31/16	150,000.00	150,000.00			150,000.00		
	42,350,569.24	37,870,018.89	27,148,408.79	832,431.29	1,938,901.18	7,259,512.23	690,765.40
Kihei-Makena Community Plan Area							
NS COLL D LOKE SCH - AUHANA GO17-373-378283: Lapse 12/31/17	100,000.00						
PAVEMNT REHAB SM LOCATIONS GO17-373-378284: Lapse 12/31/17	1,860,000.00	6,131.31		303.62			5,827.69
KIHEI BIKEWAY-PIILANI NORTH DOT04-325-347501: #STP-STP-3115(2) BY16-304-367130: Lapse 12/31/16	353,469.00	1,829,362.16	1,432,230.83				397,131.33
PV16-329-367579: DOT16-325-369501: #STP-STP-3115(0 03)	46,531.00	353,469.00	353,469.00			45,803.13	
S KIHEI RD PAVEMENT REHAB HY13-302-331127: Lapse 12/31/13	2,872,170.00	2,872,170.00	2,431,820.02	366,504.55		73,845.43	
DOT14-325-345400: #STP-STP-3100(0 13)	600,000.00	600,000.00	325,048.46		248,851.10	26,100.44	
BALDWIN AVE PAVEMNT REHAB PH2 DOT16-325-369507: #STP-STP-0390(0 02)	2,600,000.00	1,404,595.61	1,259,729.99			144,865.62	
BY17-304-378385: Lapse 12/31/17	3,184,328.00	3,184,328.00				3,184,327.46	.54
NORTH SO COLLECTOR RD/NAMAUI HY14-302-345331: Lapse 12/31/14	150,000.00	150,000.00					150,000.00
GO17-373-367244: Lapse 12/31/16	250,000.00	250,000.00	91,695.51	50,656.03		107,648.46	
PV16-329-367577:	553,622.00	246,378.00				553,622.00	(553,622.00)
KUIKAHI DR PAVEMENT REHAB DOT16-325-369505: #STP-STP-3210(0 01)-	1,994,564.00	1,994,564.00				246,378.00	
S KIHEI RD IMPRV PH 4 HY16-302-367121: Lapse 12/31/16	100,000.00	100,000.00	33,537.60		61,412.23	5,050.17	
S MAUI REGIONAL TRAFFIC HY16-302-367184: Lapse 12/31/16	340,000.00	340,000.00			832.00	339,168.00	
SO MAUI TRAFFIC MASTER PLAN DOT16-325-369503: #STP-SPR-0010(0 36)		342,000.00				342,000.00	
KULANIHAKOI BRIDGE REPLACEMNT HY11-302-317030: Lapse 12/31/11	700,000.00	700,000.00	560,236.29	45,772.72		93,990.99	
SO KIHEI SIDEWALK/BOAT RAMP/KI HY14-302-345330: Lapse 12/31/14	550,000.00	550,000.00	451,957.18	43,812.25	54,230.57		
WAILEA ALANUI/IKE DR PAVEMENT							

County of Maui
Capital Improvement Projects Report (Excluding Department of Water Supply)
As of 12/31/2016

13-907 Roads	Original Appropriation	Alloted To Date	Expenditure Prior Years	Expenditure Current Year	Amount Lapsed	Encumbrance	Allotment Balance
GO17-373-356215: Lapse 12/31/15 ORD#4095	1,590,721.76	1,036,671.32	864,018.76	15,984.79		156,667.77	()
DOT15-325-356760: #STP-STP-0900(0 84)	5,880,000.00	5,926,495.29	5,387,764.46			538,730.83	
	23,971,783.76	21,932,695.69	13,192,235.97	523,033.96	365,325.90	7,562,497.82	289,602.04
West Maui Community Plan Area							
WM ROADWAY IMPRV SVO GRANT PV16-329-367575:	1,700,000.00	1,700,000.00					1,700,000.00
WM ROADWAY IMPRV MTV GRANT PV15-329-356575:	715,000.00	715,000.00					715,000.00
SHAW ST SIDEWALK/WAINEE ST HY10-302-307027: Lapse 12/31/10	250,000.00	250,000.00	113,406.26		100,642.74	35,951.00	
FRONT ST DECK&RAIL REPAIR HY15-302-356430: Lapse 12/31/15	250,000.00	250,000.00	48,258.00	28,688.00	125,981.00	47,073.00	
WM GREENWAY PILOT PRJ BY17-304-378406: Lapse 12/31/17	300,000.00	300,000.00					300,000.00
	3,215,000.00	3,215,000.00	161,664.26	28,688.00	226,623.74	83,024.00	2,715,000.00
Countywide							
BIKEWAY PROJECTS							
BY01-304-317020: Lapse 12/31/01	300,000.00	300,000.00	153,432.50			146,567.50	
BY03-304-337014: Lapse 12/31/03	300,000.00	300,000.00	74,839.17		187,343.59	37,817.24	
BY04-304-347020: Lapse 12/31/04	300,000.00	300,000.00	226,795.18		1,614.56	71,590.26	
BY13-304-331138: Lapse 12/31/13	300,000.00	300,000.00	160,419.17			139,580.83	
BY14-304-345337: Lapse 12/31/14	300,000.00	300,000.00	84,027.78	65,030.27	147,941.95	3,000.00	
BY15-304-356C37: Lapse 12/31/15	620,000.00	620,000.00	509,912.50	93,128.41		16,959.09	
BY16-304-367C31: Lapse 12/31/16	150,000.00	150,000.00	21,623.84	23,988.88		104,387.28	
CW SIDEWALK IMPROVEMENTS							
HY13-302-331133: Lapse 12/31/13	500,000.00	500,000.00	401,651.13		45,328.87	53,020.00	
HY14-302-345335: Lapse 12/31/14	450,000.00	450,000.00	360,734.54	8,559.98	44,403.73	36,301.75	
HY15-302-356C35: Lapse 12/31/15	500,000.00	500,000.00	390,166.65	41,466.32		68,367.04	(.01)
HY16-302-367C26: Lapse 12/31/16	400,000.00	400,000.00	114,745.69	13,783.90		271,470.41	
HY17-302-378C76: Lapse 12/31/17	500,000.00	500,000.00		15,222.72		224,433.28	260,344.00
CW BRIDGE REPAIR/MAINTENANCE							
HY01-302-317016: Lapse 12/31/01	250,000.00	250,000.00	230,384.39	19,604.13	11.48		
HY14-302-345332: Lapse 12/31/14	295,000.00	295,000.00	150,402.76			144,597.24	
HY15-302-356C31: Lapse 12/31/15	370,000.00	370,000.00	137,488.24	86,400.00	64,075.51	82,036.25	
HY16-302-367C22: Lapse 12/31/16	370,000.00	370,000.00	24,747.71	2,920.69	100,785.50	241,546.10	
CW ROAD RESURFACING							
HY12-302-327032: Lapse 12/31/12	5,436,736.00	5,436,736.00	4,757,486.26	2,155.00	188,399.03	488,695.71	
HY13-302-331131: Lapse 12/31/13	6,211,200.00	6,211,200.00	5,711,656.11	4,291.64	168,756.40	326,495.85	()
CW SAFETY IMPROVEMNTS							
HY07-302-377033: Lapse 12/31/07	600,000.00	600,000.00	518,429.51		36,837.37	44,733.12	()
HY08-302-387030: Lapse 12/31/08	500,000.00	500,000.00	328,696.01		82,236.34	89,067.65	
HY12-302-327033: Lapse 12/31/12	150,000.00	150,000.00	115,942.56	1,676.12	32,252.89	128.43	
HY13-302-331132: Lapse 12/31/13	600,000.00	600,000.00	468,194.38	22,459.00	17,126.49	92,220.13	

County of Maui
Capital Improvement Projects Report (Excluding Department of Water Supply)
As of 12/31/2016

13-907 Roads	Original Appropriation	Alloted To Date	Expenditure Prior Years	Expenditure Current Year	Amount Lapsed	Encumbrance	Allotment Balance
HY14-302-345334: Lapse 12/31/14	500,000.00	500,000.00	383,294.79		103,395.61	13,309.60	
HY15-302-356C34: Lapse 12/31/15	600,000.00	600,000.00	415,751.87	175,468.91	4,212.82	4,566.40	
HY16-302-367C25: Lapse 12/31/16	390,000.00	390,000.00	45,267.15	154,803.82	49,766.80	140,162.23	
HY17-302-378C75: Lapse 12/31/17	600,000.00	600,000.00		6,404.97		547,702.35	45,892.68
EHA ST RDWAY DEDICATION							
HY16-302-367324: Lapse 12/31/16	300,000.00	300,000.00			220,090.00	79,910.00	
CW BRIDGE IMPROVEMENTS							
GO17-373-378C72: Lapse 12/31/17	370,000.00	234,403.27		50.00		119,008.00	115,345.27
CW PAVEMENT PRESERVATION							
HY15-302-356C32: Lapse 12/31/15	500,000.00	500,000.00	398,816.46		101,183.54		
HY16-302-367128: Lapse 12/31/16	160,000.00	160,000.00	42,312.24		8,834.31	108,853.45	
HY16-302-367C23: Lapse 12/31/16	400,000.00	400,000.00	49,350.60	30,127.50		320,521.90	
HY17-302-378C73: Lapse 12/31/17	500,000.00	500,000.00					500,000.00
CW RD RESURFACING/PAVEMENT PR							
HY14-302-345333: Lapse 12/31/14	5,546,744.00	5,546,744.00	4,730,276.37	173,317.33	8,908.89	634,241.41	
HY15-302-356C33: Lapse 12/31/15	4,943,698.00	4,943,698.00	3,570,097.52	537,357.33	130,993.94	705,249.21	
HY16-302-367C24: Lapse 12/31/16	5,718,028.00	5,718,028.00	981,202.53	590,434.77		4,146,390.70	
HY17-302-378C74: Lapse 12/31/17	5,634,267.00	5,634,267.00		5,272.29		665,356.97	4,963,637.74
CW TRAFFIC CALMING PRG							
HY16-302-367C27: Lapse 12/31/16	139,640.00	139,640.00		71,978.08	67,661.92		
HY17-302-378C77: Lapse 12/31/17	200,000.00	200,000.00					200,000.00
CW SPEED HUMP/SPEED TABLE PRG							
HY14-302-345336: Lapse 12/31/14	500,000.00	500,000.00	209,057.46	34,020.00	206,682.54	50,240.00	
HY15-302-356C36: Lapse 12/31/15	500,000.00	500,000.00	240,199.03	11,709.56	248,091.41		
KAMEHAMEHA AVE ST LIGHT							
HY16-302-367325: Lapse 12/31/16	10,000.00	10,000.00			10,000.00		
KAMALII ELEM SCH SAFE ROUTES							
DOT13-325-337507: #STP-SRS-1500(6 0)	460,000.00	459,000.00	377,825.01				81,174.99
PRINCESS NAHIENAENA SAFE ROUTE							
DOT13-325-337508: #STP-SRS-1500(5 9)	150,000.00	155,000.00	106,033.40				48,966.60
WAILUKU MUNI PARKING LOT							
HY15-302-356439: Lapse 12/31/15	350,000.00	350,000.00	330,349.85			19,650.15	()
SAFE ROUTES TO SCH PRG							
SH15-323-356730: ORD#4195	101,000.00	152,109.38		22,917.71			129,191.67
SH16-323-369510:	150,000.00	185,911.46					185,911.46
MOLOKAI ATHLETIC COMPLEX							
SH16-323-369511:	400,000.00	400,000.00				399,980.00	20.00
BRIDGE INSPECTN NBIS(062)							
DOT15-325-356710: #STP-BR-NBIS(06 2)		359,167.16	234,290.00	82,828.50		41,281.50	767.16
	48,526,313.00	48,840,904.27	27,055,900.36	2,297,377.83	2,276,935.49	10,679,439.03	6,531,251.56
TOTAL Roads	165,438,929.24	152,423,923.15	86,930,454.26	6,874,509.43	6,300,724.38	32,807,808.11	19,510,426.97

County of Maui
Capital Improvement Projects Report (Excluding Department of Water Supply)
As of 12/31/2016

13-908 Solid Waste Facilities	Original Appropriation	Alloted To Date	Expenditure Prior Years	Expenditure Current Year	Amount Lapsed	Encumbrance	Allotment Balance
Hana Community Plan Area							
HANA LF MAKAI BERM WASTE							
SW15-305-356477: Lapse 12/31/15	750,000.00	750,000.00	165,182.15	51,014.91		533,802.94	
SW16-305-367166: Lapse 12/31/16	250,000.00	250,000.00	3,000.00		16.26	246,983.74	
GO17-373-378208: Lapse 12/31/17	2,000,000.00						
	3,000,000.00	1,000,000.00	168,182.15	51,014.91	16.26	780,786.68	0.00
Makawao-Pukalani-Kula Community Plan Area							
MAKANI CLOSED LF REMEDIATIN							
SW16-305-367167: Lapse 12/31/16	300,000.00	300,000.00	37,881.22	14,072.89		248,045.89	
Wailuku-Kahului Community Plan Area							
LEACHATE COLL/RECOV/EDS UPGRD							
SW17-305-378316: Lapse 12/31/17	80,000.00	80,000.00					80,000.00
CENTRAL MAUI LF PH VI-A							
GO17-373-356213: Lapse 12/31/15 ORD#4095	233,745.00	230,945.00	190,272.80	40,630.00		42.20	
GO17-373-378214: Lapse 12/31/17	2,500,000.00						
SH/LN-341-378314: Lapse 12/31/17	2,500,000.00	2,500,000.00				1,702,624.00	797,376.00
SW17-305-378315: Lapse 12/31/17	80,000.00	80,000.00					80,000.00
WAIKAPU CLOSED LF REMEDIATIN							
SW16-305-367168: Lapse 12/31/16	300,000.00	300,000.00	76,920.00			223,080.00	
C MAUI LANDFILL IMPRVMT							
SW15-305-356478: Lapse 12/31/15	1,050,000.00	1,050,000.00	941,416.23	43,008.50	29,450.77	36,124.50	
	6,743,745.00	4,240,945.00	1,208,609.03	83,638.50	29,450.77	1,961,870.70	957,376.00
West Maui Community Plan Area							
OLOWALU CLOSED LF REMEDIATIN							
SW16-305-367169: Lapse 12/31/16	300,000.00	300,000.00	70,519.24	14,500.76		214,980.00	
Molokai Community Plan Area							
MOLOKAI LDFILL CELL#4 CONSTRUC							
GO17-373-345278: Lapse 12/31/14 ORD#4095	216,002.01	57,180.00	57,180.00	63,231.71			(63,231.71)
SW17-305-378313: Lapse 12/31/17	160,000.00	160,000.00					160,000.00
KALAMAULA CLOSED LF REMEDIATIN							
SW16-305-367170: Lapse 12/31/16	400,000.00	400,000.00		57,505.46		342,494.54	
	776,002.01	617,180.00	57,180.00	120,737.17	0.00	342,494.54	96,768.29
Countywide							
CW LF PV/WIND TURBINE LIGHT							
SW17-305-378301: Lapse 12/31/17	195,000.00	195,000.00					195,000.00
ENV'TAL COMP SYS DSGN/CTNS							
SW17-305-378302: Lapse 12/31/17	250,000.00	250,000.00		107,493.00		51,427.00	91,080.00
SATELLITE TRFR STN PRELIM							
SW15-305-356479: Lapse 12/31/15	150,000.00	150,000.00	135,000.00			15,000.00	()

County of Maui
Capital Improvement Projects Report (Excluding Department of Water Supply)
As of 12/31/2016

<u>13-908 Solid Waste Facilities</u>	Original Appropriation	Alloted To Date	Expenditure Prior Years	Expenditure Current Year	Amount Lapsed	Encumbrance	Allotment Balance
	595,000.00	595,000.00	135,000.00	107,493.00	0.00	66,427.00	286,080.00
TOTAL Solid Waste Facilities	11,714,747.01	7,053,125.00	1,677,371.64	391,457.23	29,467.03	3,614,604.81	1,340,224.29

County of Maui
Capital Improvement Projects Report (Excluding Department of Water Supply)
As of 12/31/2016

13-909 Wastewater Facilities	Original Appropriation	Alloted To Date	Expenditure Prior Years	Expenditure Current Year	Amount Lapsed	Encumbrance	Allotment Balance
Paia-Haiku Community Plan Area							
KAUNOA SR CTR PROP SEWER SVC GF17-301-378330: Lapse 12/31/17	40,000.00	40,000.00					40,000.00
PAIA WWPS FM REPLACEMENT SH/LN-341-356480: C15005 48 Lapse 12/3	5,100,000.00	5,100,000.00	1,734,737.68		3,365,262.32		
	5,140,000.00	5,140,000.00	1,734,737.68	0.00	3,365,262.32	0.00	40,000.00
Wailuku-Kahului Community Plan Area							
WAI-KAH WW RECL FAC FM SH/LN-341-367179: Lapse 12/31/16	4,841,700.00	4,841,700.00	3,480,186.06	1,113,992.87	247,521.07		
EPA CONSENT DECREE SEWER REHAB WM15-303-356463: Lapse 12/31/15	500,000.00	500,000.00	384,198.52	39,204.00	62.48	76,535.00	
WM16-303-367155: Lapse 12/31/16	750,000.00	750,000.00	94,211.94	14,954.03		640,834.03	
WM17-303-378317: Lapse 12/31/17	1,000,000.00	1,000,000.00					1,000,000.00
HAWAIIAN HOMES FM REPLCMNT SH/LN-341-367171: Lapse 12/31/16	2,240,000.00	2,240,000.00				2,240,000.00	
HOO HUI ANA FM REPLACEMENT WM14-303-345369: Lapse 12/31/14	900,000.00	900,000.00	13,629.57		272,900.00	613,470.43	
MALUHIA BEACH LOTS SWR SYSTEM WM12-303-329007: Lapse 12/31/12	100,000.00	100,000.00	94,666.30			5,333.70	
WAI-KAH WWRF SOLID BLDG RENO SH/LN-341-378318: Lapse 12/31/17	1,000,000.00	1,000,000.00					1,000,000.00
WAIEHU WW PUMP STN MODIFICATIO WM14-303-345371: Lapse 12/31/14	2,000,000.00	2,000,000.00	1,742,960.18	238,402.82	18,637.00		
SH/LN-341-356481: Lapse 12/31/15	1,300,000.00	1,300,000.00			462,590.00	837,410.00	
	14,631,700.00	14,631,700.00	5,809,852.57	1,406,553.72	1,001,710.55	4,413,583.16	2,000,000.00
Kihei-Makena Community Plan Area							
KIHEI FM #16 REPLACEMENT WM14-303-345372: Lapse 12/31/14	500,000.00	500,000.00	301,928.68	160,554.20		37,517.12	
SH/LN-341-367173: Lapse 12/31/16	4,400,000.00	4,400,000.00				4,400,000.00	
SO MAUI RECYCLED WATER WM15-303-356465: Lapse 12/31/15	300,000.00	300,000.00	67,569.19	68,618.50		163,812.31	
SH/LN-341-356482: C15007 17 Lapse 12/3	1,044,000.00	1,044,000.00	1,025,343.78		30.00	18,626.22	
KULANIHAKOI ST RECYCLE WTR LN SH/LN-341-378312: Lapse 12/31/17	1,700,000.00	1,700,000.00					1,700,000.00
KENOLIO RD/KOKI SEWER REHAB WM17-303-378309: Lapse 12/31/17	50,000.00	50,000.00					50,000.00
KIHEI WWF RTU UPGRDS WM17-303-378310: Lapse 12/31/17	1,500,000.00	1,500,000.00				58,382.90	1,441,617.10
LILOA DR RECYCLED WATER WM15-303-356464: Lapse 12/31/15	100,000.00	100,000.00	96,527.00	3,473.00			

County of Maui
Capital Improvement Projects Report (Excluding Department of Water Supply)
As of 12/31/2016

13-909 Wastewater Facilities	Original Appropriation	Alloted To Date	Expenditure Prior Years	Expenditure Current Year	Amount Lapsed	Encumbrance	Allotment Balance
N KIHEI MAUKA TRNSM SYS WM17-303-378311: Lapse 12/31/17	200,000.00	200,000.00					200,000.00
	9,794,000.00	9,794,000.00	1,491,368.65	232,645.70	30.00	4,678,338.55	3,391,617.10
West Maui Community Plan Area							
LAHAINA FORCE MAIN#7 REPLCMNT WM12-303-329015: Lapse 12/31/12	50,000.00	50,000.00	46,287.00	3,277.00	436.00		
LAHAINA WW PUMP STATION #2 SH/LN-341-331180: C15005 10 Lapse 12/3	5,000,000.00	5,000,000.00	4,111,824.45	96,587.99	521,897.00	269,690.56	
KAANAPALI RESORT R-1 WATER DIS WM14-303-345374: Lapse 12/31/14	700,000.00	700,000.00	31,360.00			668,640.00	
LAHAINA WWRF ODOR CONTROL WM13-303-331168: Lapse 12/31/13	800,000.00	800,000.00	339,093.26	28,436.17	337,429.00	95,041.57	
WM15-303-356469: Lapse 12/31/15	4,000,000.00	4,000,000.00		238,300.32	2,064,733.00	1,696,966.68	
WEST MAUI RECYCLED WATER PROJ ARRA13-327-331183: C150054-23	3,500,000.00	3,500,000.00	3,205,090.33		131,612.00		163,297.67
WM14-303-345377: Lapse 12/31/14	50,000.00	50,000.00			325.00	49,675.00	
WM16-303-367161: Lapse 12/31/16	1,360,000.00	1,360,000.00			667,434.00	692,566.00	
NAPILI #5&6 FM REPLACEMENTS WM15-303-356470: Lapse 12/31/15	300,000.00	300,000.00	68,752.33	31,992.51		199,255.16	
WM15-303-356471: Lapse 12/31/15	500,000.00	500,000.00	178,964.38	29,581.69	8,000.00	283,453.93	
WM16-303-367158: Lapse 12/31/16	120,000.00	120,000.00				120,000.00	
WM16-303-367159: Lapse 12/31/16	120,000.00	120,000.00				120,000.00	
WM17-303-378321: Lapse 12/31/17	200,000.00	200,000.00					200,000.00
WM17-303-378322: Lapse 12/31/17	200,000.00	200,000.00					200,000.00
WM17-303-378323: Lapse 12/31/17	3,200,000.00	3,200,000.00					3,200,000.00
SHERATON WW LIFT MODI WM16-303-367160: Lapse 12/31/16	80,000.00	80,000.00		11,765.22		68,234.78	
SH/LN-341-378325: Lapse 12/31/17	1,000,000.00	1,000,000.00					1,000,000.00
LAHAINA WWRF MODFCTN STAGE 1A GO08-367-369201: Lapse 12/31/06	1,000,000.00	1,000,000.00	850,419.00	41,410.00		108,171.00	
WM15-303-356468: Lapse 12/31/15	2,000,000.00	2,000,000.00	1,502,203.00	497,797.00			
SH/LN-341-367174: Lapse 12/31/16	12,500,000.00	12,500,000.00				12,500,000.00	
WM17-303-378320: Lapse 12/31/17	150,000.00	150,000.00					150,000.00
SH/LN-341-378324: Lapse 12/31/17	12,500,000.00	12,500,000.00				12,500,000.00	
LAHAINA WWPS #3 MODI WM16-303-367157: Lapse 12/31/16	1,600,000.00	1,600,000.00				1,600,000.00	
LAHAINA FORCE MAIN #4 REPLCMN WM13-303-331166: Lapse 12/31/13	1,000,000.00	1,000,000.00	634,794.03		229,050.00	136,155.97	
EPA CONSENT DECREE SEWER REHAB WM16-303-367156: Lapse 12/31/16	1,000,000.00	1,000,000.00		202,419.72		797,580.28	
	52,930,000.00	52,930,000.00	10,968,787.78	1,181,567.62	3,960,916.00	31,905,430.93	4,913,297.67

Countywide

County of Maui
Capital Improvement Projects Report (Excluding Department of Water Supply)
As of 12/31/2016

13-909 Wastewater Facilities	Original Appropriation	Alloted To Date	Expenditure Prior Years	Expenditure Current Year	Amount Lapsed	Encumbrance	Allotment Balance
CW SATELLITE RECYCLED WTR FAC WM17-303-378C05: Lapse 12/31/17	200,000.00	200,000.00					200,000.00
CW WW SYSTEMS MODIFICATIONS WM17-303-378C06: Lapse 12/31/17	500,000.00	500,000.00				169,643.22	330,356.78
CW EPA WW RECLAMATION FACILITY WM13-303-331171: Lapse 12/31/13	2,200,000.00	2,200,000.00	2,035,689.22			164,310.78	
CW PUMP STATION RENOVATIONS WM11-303-319010: Lapse 12/31/11	1,000,000.00	1,000,000.00	893,864.11		84,894.00	21,241.89	
CW EPA CONSENT DECREE COMPLIAN WM13-303-331170: Lapse 12/31/13	761,925.00	761,925.00	580,425.64	28,270.76		153,228.60	
WM14-303-345378: Lapse 12/31/14	750,000.00	750,000.00	659,404.29	14,455.71	40,500.00	35,640.00	
WM15-303-356C73: Lapse 12/31/15	1,080,000.00	1,080,000.00	519,454.70	8,377.00	131,256.80	420,911.50	
WM15-303-356C74: Lapse 12/31/15	2,000,000.00	2,000,000.00	1,380,142.18	439,554.92		180,302.90	
WM16-303-367C62: Lapse 12/31/16	500,000.00	500,000.00	8,096.61	355,592.52	598.95	135,711.92	
WM16-303-367C63: Lapse 12/31/16	2,000,000.00	2,000,000.00	345,793.23	237,484.62		1,416,722.15	
WM17-303-378C03: Lapse 12/31/17	500,000.00	500,000.00					500,000.00
WM17-303-378C04: Lapse 12/31/17	1,600,000.00	1,600,000.00					1,600,000.00
CW WWRF CHLORINATN SYS UPGRD SH/LN-341-378C07: Lapse 12/31/17	2,000,000.00	2,000,000.00					2,000,000.00
CW WET WELL REHABILITATION WM11-303-319012: Lapse 12/31/11	1,000,000.00	1,000,000.00	945,275.99	3,381.02	38,933.00	12,409.99	
WM15-303-356C76: Lapse 12/31/15	1,000,000.00	1,000,000.00	267,245.36	45,610.12	87,752.64	599,391.88	
CW SOIL AQUIFER TREATMENT WM16-303-367C64: Lapse 12/31/16	100,000.00	100,000.00				100,000.00	
CW WSTWTR SYSTEM MODIFICATION WM12-303-329023: Lapse 12/31/12	1,000,000.00	1,000,000.00	875,617.09		80,091.91	44,291.00	()
WM13-303-331172: Lapse 12/31/13	1,000,000.00	1,000,000.00	966,793.69	8,077.68	15,672.95	9,455.68	
WM14-303-345380: Lapse 12/31/14	1,000,000.00	1,000,000.00	816,156.36	11,555.27	62,250.06	110,038.31	
WM15-303-356C75: Lapse 12/31/15	1,000,000.00	1,000,000.00	744,460.70	39,548.74	.33	215,990.23	
WM16-303-367C65: Lapse 12/31/16	500,000.00	500,000.00	24,500.00	24,759.06		450,740.94	
	21,691,925.00	21,691,925.00	11,062,919.17	1,216,667.42	541,950.64	4,240,030.99	4,630,356.78
TOTAL Wastewater Facilities	104,187,625.00	104,187,625.00	31,067,665.85	4,037,434.46	8,869,869.51	45,237,383.63	14,975,271.55

County of Maui
Capital Improvement Projects Report (Excluding Department of Water Supply)
As of 12/31/2016

<u>13-909 Wastewater Facilities</u>	<u>Original Appropriation</u>	<u>Alloted To Date</u>	<u>Expenditure Prior Years</u>	<u>Expenditure Current Year</u>	<u>Amount Lapsed</u>	<u>Encumbrance</u>	<u>Allotment Balance</u>
TOTAL CAPITAL PROJECTS FUND	430,484,476.50	363,117,557.79	165,954,389.65	18,210,504.28	25,277,091.49	104,631,750.41	49,043,821.96