

**ALAN M. ARAKAWA**  
Mayor



**DANILO F. AGSALOG**  
Director

**MARK R. WALKER**  
Deputy Director

COUNTY OF MAUI  
**DEPARTMENT OF FINANCE**  
200 S. HIGH STREET  
WAILUKU, MAUI, HAWAII 96793

November 15, 2016

Honorable Alan M. Arakawa  
Mayor, County of Maui  
200 South High Street  
Wailuku, Hawaii 96793

For Transmittal to:

Honorable Mike White, Chair  
and Members of Maui County Council  
200 South High Street  
Wailuku, Hawaii 96793

Dear Chair White and Members:

**SUBJECT: FINANCE DIRECTOR'S QUARTERLY REPORT AS OF SEPTEMBER 30, 2016 (FISCAL YEAR 2017 FIRST QUARTER)**

In compliance with the Maui County Code 3.08 and the Charter of the County of Maui, Section 8-4.3, I am transmitting one (1) bound copy along with a CD of the Finance Director's Quarterly Report for Fiscal Year (FY) July 1, 2016 to June 30, 2017 as of September 30, 2016 and the Capital Improvement Project as of September 30, 2016.

The numbers presented on these reports are unaudited and may be subject to change pending completion of the County's FY 2016 Comprehensive Annual Financial Report. The reports are also available online on the County of Maui website, under the Department of Finance, Reports & Documents, Finance Director's Quarterly Report, Fiscal Year 2017, 1<sup>st</sup> Quarter.

Should you have any questions, please feel free to contact me at x7475.

Sincerely,


A handwritten signature in blue ink, appearing to read "D.F. Agsalog", with a long horizontal flourish extending to the right.


**DANILO F. AGSALOG**  
Director of Finance

DFA:kc

**Attachments**

xc: Patrick K. Wong, Corporation Counsel  
Rod Antone, Community Relations and Communications Director






# COUNTY OF MAUI

## STATE OF HAWAII

FINANCE DIRECTOR'S QUARTERLY REPORT

FISCAL YEAR JULY 1, 2016 TO JUNE 30, 2017  
AS OF SEPTEMBER 30, 2016



**TABLE OF CONTENTS**

**I Graphic Overview:**

Revenue - Budget Ordinance by Category	9
Expenditure by Department	10
Countywide Expenditures	12

**II Revenue:**

A) Budget Ordinance	
General Fund	-General 15
	-Liquor Control 16
Special Revenue Fund	- Highway 17
	-Wastewater 17
	-Bikeway 17
	-Solid Waste 18
Debt Service Fund	-Debt Service 19
Capital Projects Fund	-Parks Assessment CIP 20
Enterprise Fund	-Golf Course 21
Utility Enterprise Fund	-DWS Revenue Fund 22
	-DWS Water System Dev. 22
B) Appendices / Other	
Special Revenue Fund	-County Revolving 25
	-Intergovernmental Grant 25
	-Sec 8 HUD Housing 26
	-Special Assmt Parks 26
	-Special Assmt Sewer 26
Capital Projects Fund-	27
Utility Enterprise Fund -	29

C) Grant Revenue Report

-Office of Mayor	33
-Management	40
-Prosecuting Attorney	41
-Finance	45
-Planning	47
-Police	48
-Fire and Public Safety	60
-Civil Defense	63
-Housing and Human Concerns	65
-Parks and Recreation	77
-Public Works	78
-Transportation	79
-Environmental Management	81

**III Expenditures:**


A) Operations by Activity	83
B) Grant Programs	103
C) Revolving / Special Programs	117

**IV Capital Improvement Program by District:**

Hana	123
Paia-Haiku	126
Makawao-Pukalani-Kula	128
Wailuku-Kahului	132
Kihei-Makena	139
West Maui	143
Lanai	148
Molokai	149
Countywide	151

**V Appendix:**

Glossary	171
Fund Descriptions	173




---

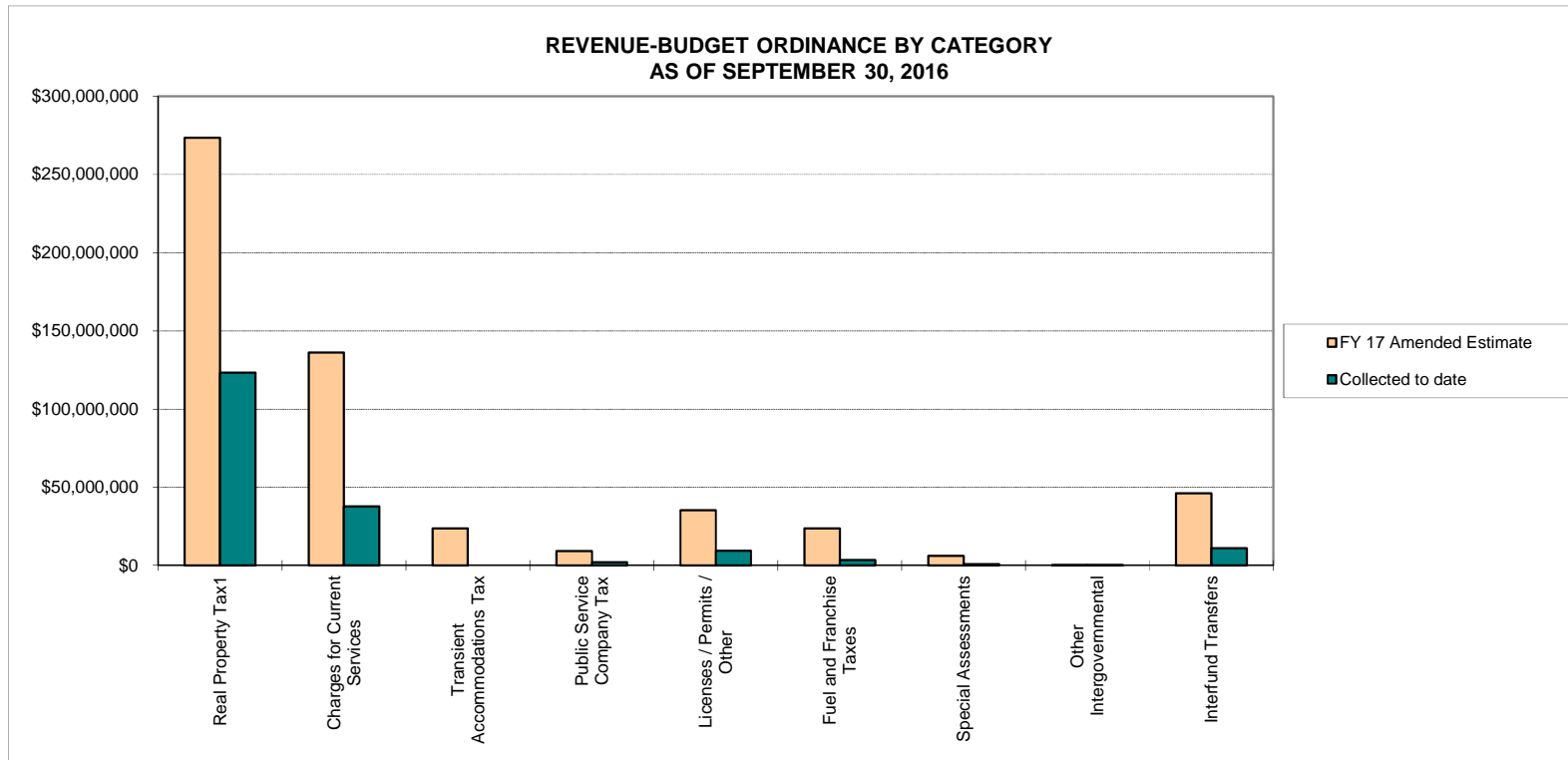
# I. Graphic Overview

---

I. Graphic Overview







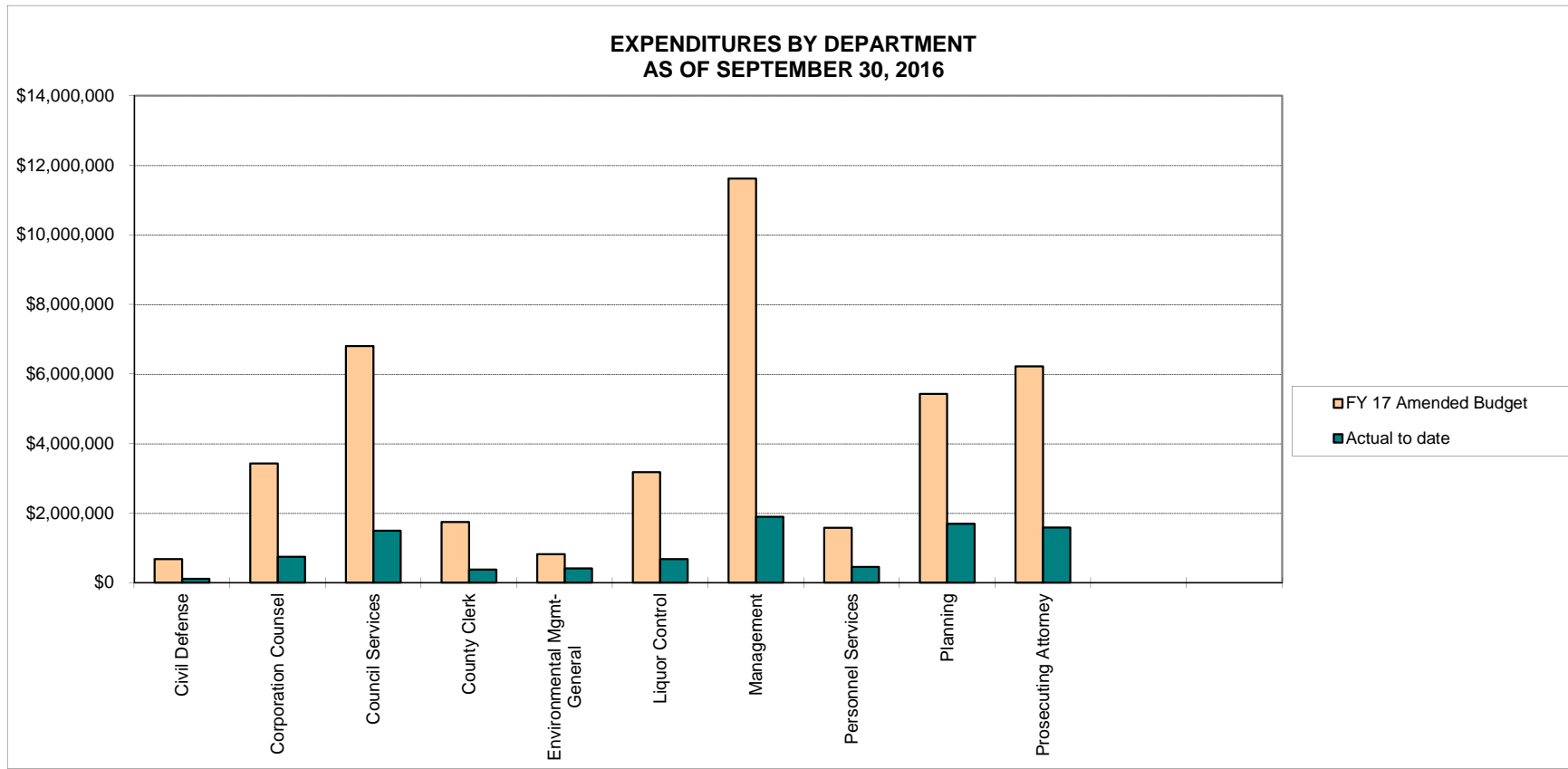
	FY 17 Original Estimate	FY 17 Amended Estimate	Collected to date	Budget (Over)/Under	% Collected	% Over/(Under)* Prorated Estimate
Real Property Tax <sup>1</sup>	273,489,153	273,489,153	123,210,736	150,278,417	45%	20%
Charges for Current Services	135,887,152	136,035,737	37,602,807	98,432,930	28%	3%
Transient Accommodations Tax	23,484,000	23,484,000	-	23,484,000	0%	(25%)
Public Service Company Tax	9,100,000	9,100,000	1,863,524	7,236,476	20%	(5%)
Licenses / Permits / Other	35,170,154	35,170,154	9,328,619	25,841,535	27%	2%
Fuel and Franchise Taxes	23,606,500	23,606,500	3,310,348	20,296,152	14%	(11%)
Special Assessments	5,975,000	5,975,000	726,135	5,248,865	12%	(13%)
Other Intergovernmental	75,000	75,000	13,399	61,601	18%	(7%)
Interfund Transfers	46,486,467	45,967,103	10,797,428	35,169,675	23%	(2%)
<b>Total<sup>2</sup></b>	<b>553,273,426</b>	<b>552,902,647</b>	<b>186,852,994</b>	<b>366,049,653</b>	<b>34%</b>	<b>9%</b>

NOTES:

<sup>1</sup> Net of circuit breaker adjustment.

<sup>2</sup> Total does not include carryover/savings, bond/lapsed bond proceeds, and/or State Revolving Fund (SRF) loan.

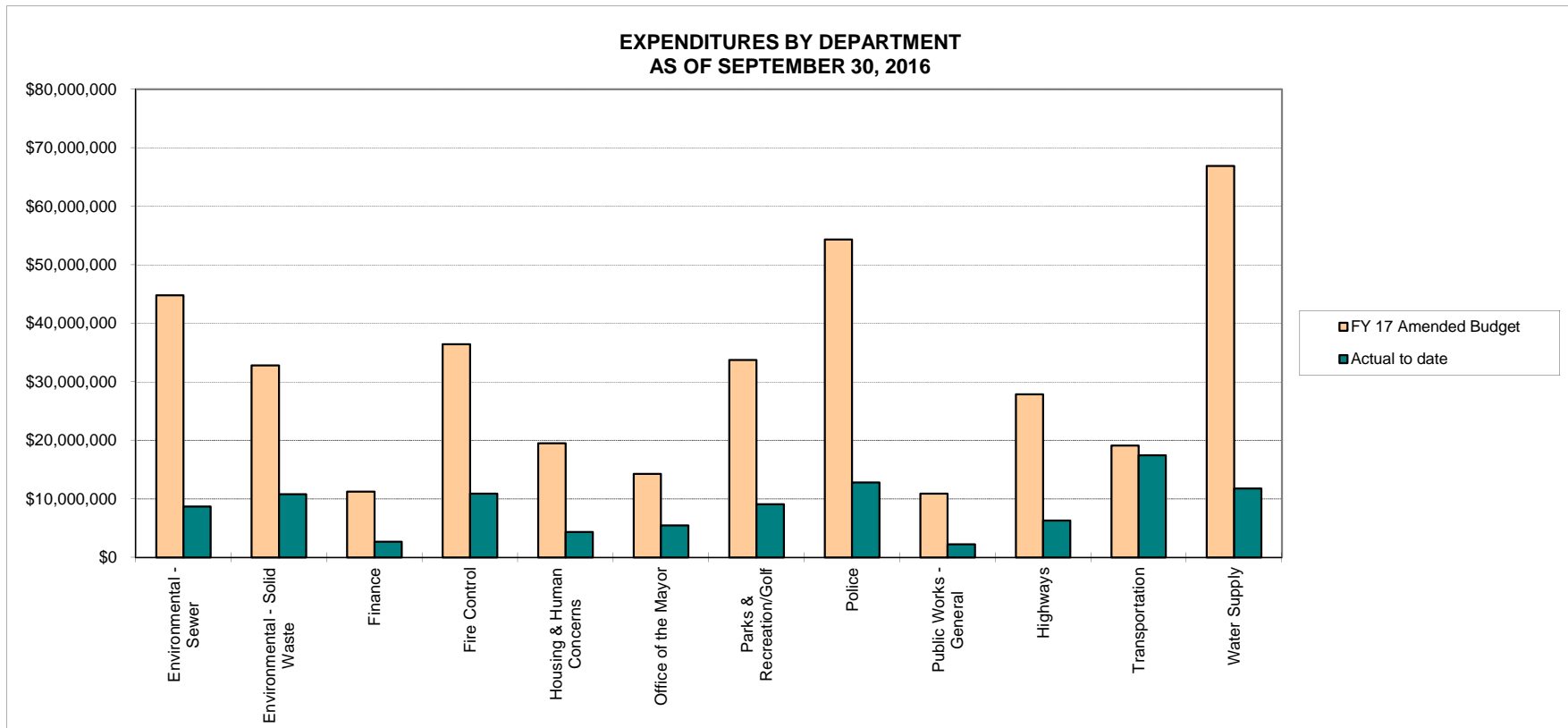
\* Prorated Estimate is 25% of Amended Estimate.



Actual includes encumbrances

	FY 17 Original Budget	FY 17 Amended Budget	Actual to date	(Over)/Under	% Used	% (Over)/Under Prorated Budget *
Civil Defense	675,507	675,507	113,289	562,218	17%	8%
Corporation Counsel	3,426,617	3,426,617	742,816	2,683,801	22%	3%
Council Services	6,800,936	6,800,936	1,495,313	5,305,623	22%	3%
County Clerk	1,744,443	1,744,443	373,784	1,370,659	21%	4%
Environmental Mgmt-General	821,875	821,875	414,325	407,550	50%	(25%)
Liquor Control	3,179,905	3,179,905	677,000	2,502,905	21%	4%
Management	11,618,662	11,618,662	1,892,052	9,726,610	16%	9%
Personnel Services	1,579,802	1,579,802	453,018	1,126,784	29%	(4%)
Planning	5,431,130	5,431,130	1,692,123	3,739,007	31%	(6%)
Prosecuting Attorney	6,221,824	6,221,824	1,587,137	4,634,687	26%	(1%)

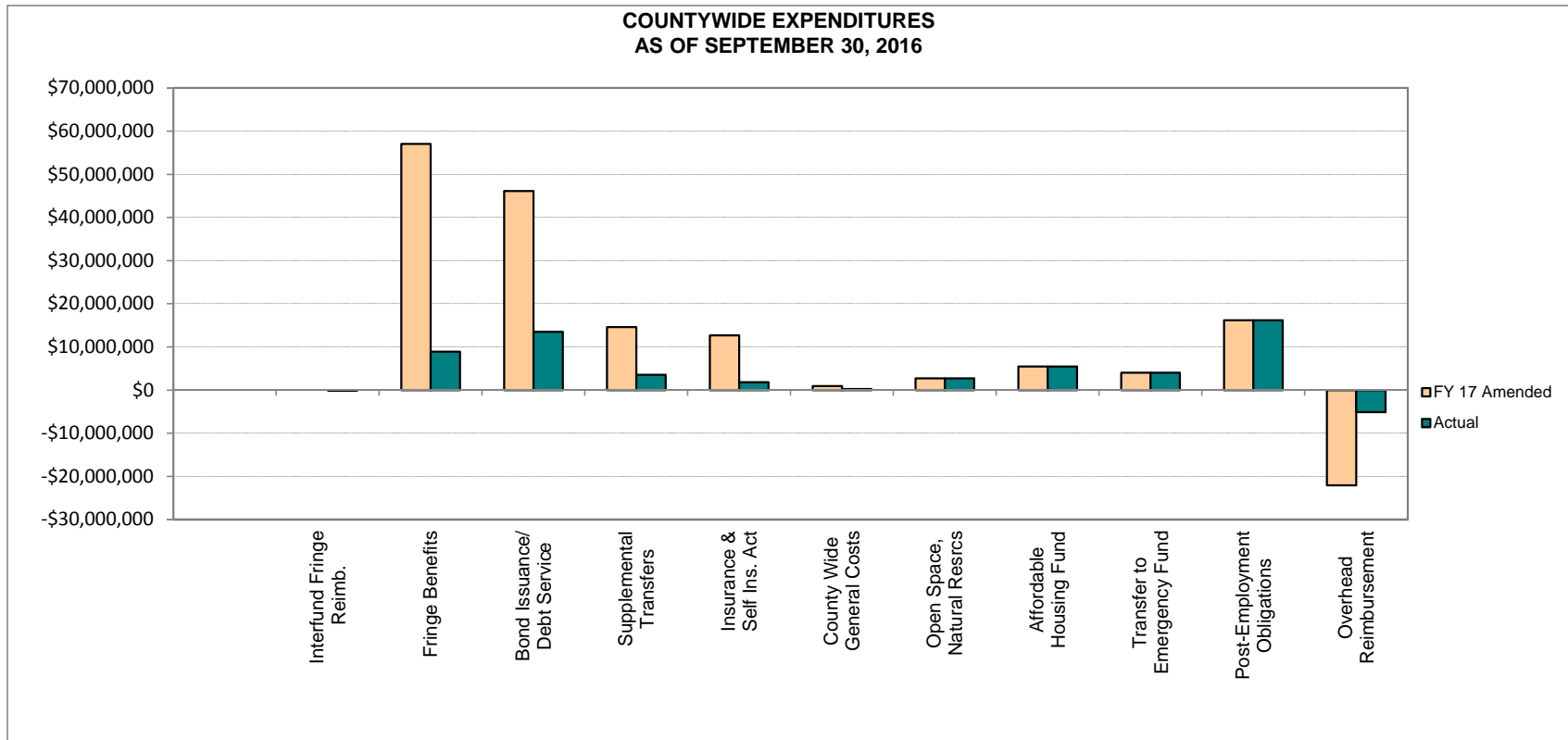
\*\* Prorated Budget is 25% of Amended Budget



Actual includes encumbrances

	FY 17 Original Budget	FY 17 Amended Budget	Actual to date	(Over)/Under	% Used	% (Over)/Under Prorated Budget *
Environmental - Sewer	44,759,400	44,759,400	8,697,383	36,062,017	19%	6%
Environmental - Solid Waste	32,257,651	32,806,236	10,798,661	22,007,575	33%	(8%)
Finance	11,253,744	11,253,744	2,682,988	8,570,756	24%	1%
Fire Control	36,406,362	36,406,362	10,867,854	25,538,508	30%	(5%)
Housing & Human Concerns	19,483,553	19,483,553	4,322,608	15,160,945	22%	3%
Office of the Mayor	14,241,808	14,241,808	5,449,204	8,792,604	38%	(13%)
Parks & Recreation/Golf	33,702,963	33,702,963	9,055,671	24,647,292	27%	(2%)
Police	54,313,636	54,313,636	12,815,534	41,498,102	24%	1%
Public Works - General	10,900,516	10,900,516	2,230,542	8,669,974	20%	5%
Highways	27,834,997	27,834,997	6,273,578	21,561,419	23%	2%
Transportation	19,113,846	19,113,846	17,416,775	1,697,071	91%	(66%)
Water Supply	66,667,503	66,886,503	11,763,288	55,123,215	18%	7%

\*\* Prorated Budget is 25% of Amended Budget



	FY 17 Original Budget	FY 17 Amended Budget*	Actual to date	(Over)/Under	% Used	% (Over)/Under Prorated Budget **
Interfund Fringe Reimb.	-	-	(46,706)	46,706	#DIV/0!	#DIV/0!
Fringe Benefits	57,966,744	57,047,410	8,927,978	48,119,432	16%	9%
Bond Issuance/Debt Service	41,053,717	46,132,940	13,512,362	32,620,577	29%	(4%)
Supplemental Transfers	14,195,395	14,595,395	3,548,849	11,046,546	24%	1%
Insurance & Self Ins. Act	12,700,000	12,700,000	1,796,544	10,903,456	14%	11%
County Wide General Costs	936,126	936,126	244,278	691,848	26%	(1%)
Open Space, Natural Resrcs	2,734,892	2,734,892	2,734,892	-	100%	(75%)
Affordable Housing Fund	5,469,783	5,469,783	5,469,783	-	100%	(75%)
Transfer to Emergency Fund	4,000,000	4,000,000	4,000,000	-	100%	(75%)
Post-Employment Obligations	16,172,000	16,172,000	16,172,000	-	100%	(75%)
Overhead Reimbursement	(22,043,724)	(22,043,724)	(5,081,956)	(16,961,768)	23%	2%
<b>Total</b>	<b>133,184,933</b>	<b>137,744,822</b>	<b>51,278,023</b>	<b>86,466,798</b>	<b>37%</b>	<b>(12%)</b>


\*\* Prorated Budget is 25% of Amended Budget

---

## II. Revenue

---

### II.A. Budget Ordinance



**County of Maui**  
**Statement of Estimated and Actual Revenue**  
**Revenue - Budget Ordinance**  
**Fiscal Year Ending 6/30/2016 - as of 9/30/2016**

10	*** GENERAL FUND	Prior	Amended	Year	Budget
Object		Year	Annual	to Date	(Over)/Under
* Char	** Subfund	Uncollected	Estimate	Collected	
*** Fund					
310	Real property taxes	7,659,300	273,489,153	123,210,736	157,937,717
312	Public Service Company Tax		9,100,000	1,863,524	7,236,476
<b>31</b>	<b>* Taxes</b>	<b>7,659,300</b>	<b>282,589,153</b>	<b>125,074,260</b>	<b>165,174,193</b>
321	Business licenses and permits		22,000	3,040	18,960
322	Other licenses & permit		3,845,095	816,545	3,028,550
323	Motor vehicle licenses & fees		3,621,001	1,001,076	2,619,925
<b>32</b>	<b>* Licenses and permits</b>	<b>0</b>	<b>7,488,096</b>	<b>1,820,661</b>	<b>5,667,435</b>
330	Federal grants		10,938	13,399	(2,462)
331	Federal payment in lieu of tax		7,188		7,188
333	Transient accommodation taxes		23,484,000		23,484,000
335	Federal grants passed thru the		50,000		50,000
336	State payment in lieu of taxes		6,875		6,875
<b>33</b>	<b>* Intergovernmental revenues</b>	<b>0</b>	<b>23,559,001</b>	<b>13,399</b>	<b>23,545,601</b>
341	General government		300,000	188,322	111,678
342	Safety		570,999	235,472	335,527
347	Recreation		400,000	77,754	322,246
<b>34</b>	<b>* Charges for current services</b>	<b>0</b>	<b>1,270,999</b>	<b>501,548</b>	<b>769,451</b>
351	Penalties and interest		1,900,000	706,456	1,193,544
353	Unclaimed monies			3,394	(3,394)
<b>35</b>	<b>* Fines and forfeitures</b>	<b>0</b>	<b>1,900,000</b>	<b>709,850</b>	<b>1,190,150</b>
361	Interest on investments		2,000,000	706,686	1,293,314
362	Rental income		150,000	39,724	110,276
<b>36</b>	<b>* Interest &amp; investment</b>	<b>0</b>	<b>2,150,000</b>	<b>746,410</b>	<b>1,403,590</b>
377	Miscellaneous general receipts		274,625	184,379	90,246
378	Miscellaneous program receipts		760,000	171,571	588,429
<b>37</b>	<b>* Other revenues</b>	<b>0</b>	<b>1,034,625</b>	<b>355,950</b>	<b>678,675</b>

**County of Maui**  
**Statement of Estimated and Actual Revenue**  
**Revenue - Budget Ordinance**  
**Fiscal Year Ending 6/30/2016 - as of 9/30/2016**

10	*** GENERAL FUND	Prior	Amended	Year	Budget
Object		Year	Annual	to Date	(Over)/Under
* Char ** Subfund *** Fund		Uncollected	Estimate	Collected	
741	Special Revenue Funds		16,056,101	3,876,519	12,179,582
744	Other Governmental Funds		5,381,931	1,256,828	4,125,104
745	Proprietary Funds		5,210,992	95,577	5,115,415
<b>74</b>	<b>* Transfers in</b>	<b>0</b>	<b>26,649,024</b>	<b>5,228,924</b>	<b>21,420,101</b>
<b>Subfund **</b>	<b>General Fund</b>	<b>7,659,300</b>	<b>346,640,898</b>	<b>134,451,002</b>	<b>219,849,196</b>
321	Business licenses and permits		2,382,022	451,217	1,930,805
<b>32</b>	<b>* Licenses and permits</b>	<b>0</b>	<b>2,382,022</b>	<b>451,217</b>	<b>1,930,805</b>
<b>Subfund **</b>	<b>Liquor Control Fund</b>	<b>0</b>	<b>2,382,022</b>	<b>451,217</b>	<b>1,930,805</b>
<b>Fund ***</b>	<b>GENERAL FUND</b>	<b>7,659,300</b>	<b>349,022,920</b>	<b>134,902,219</b>	<b>221,780,001</b>



**County of Maui**  
**Statement of Estimated and Actual Revenue**  
**Revenue - Budget Ordinance**  
**Fiscal Year Ending 6/30/2016 - as of 9/30/2016**

11	*** SPECIAL REVENUE FUND		Prior Year Uncollected	Amended Annual Estimate	Year to Date Collected	Budget (Over)/Under
Object	* Char ** Subfund *** Fund					
313	Franchise Tax			8,700,000		8,700,000
314	Fuel Tax			14,906,500	3,310,348	11,596,152
<b>31</b>	<b>* Taxes</b>		<b>0</b>	<b>23,606,500</b>	<b>3,310,348</b>	<b>20,296,152</b>
323	Motor vehicle licenses & fees			19,700,000	4,958,902	14,741,098
<b>32</b>	<b>* Licenses and permits</b>		<b>0</b>	<b>19,700,000</b>	<b>4,958,902</b>	<b>14,741,098</b>
343	Public Transit Bus Fare			2,500,000	622,045	1,877,955
<b>34</b>	<b>* Charges for current services</b>		<b>0</b>	<b>2,500,000</b>	<b>622,045</b>	<b>1,877,955</b>
378	Miscellaneous program receipts				120	(120)
<b>37</b>	<b>* Other revenues</b>		<b>0</b>	<b>0</b>	<b>120</b>	<b>(120)</b>
740	General Fund			75,000	18,750	56,250
744	Other Governmental Funds			340,000	85,000	255,000
<b>74</b>	<b>* Transfers in</b>		<b>0</b>	<b>415,000</b>	<b>103,750</b>	<b>311,250</b>
<b>Subfund ** Highway Fund</b>			<b>0</b>	<b>46,221,500</b>	<b>8,995,165</b>	<b>37,226,335</b>
322	Other licenses & permit				7,965	(7,965)
<b>32</b>	<b>* Licenses and permits</b>		<b>0</b>	<b>0</b>	<b>7,965</b>	<b>(7,965)</b>
346	Waste management		2,359,625	50,218,456	13,294,670	39,283,409
<b>34</b>	<b>* Charges for current services</b>		<b>2,359,625</b>	<b>50,218,456</b>	<b>13,294,670</b>	<b>39,283,409</b>
378	Miscellaneous program receipts			40,000	7,638	32,362
<b>37</b>	<b>* Other revenues</b>		<b>0</b>	<b>40,000</b>	<b>7,638</b>	<b>32,362</b>
<b>Subfund ** Sewer Fund</b>			<b>2,359,625</b>	<b>50,258,456</b>	<b>13,310,273</b>	<b>39,307,806</b>
323	Motor vehicle licenses & fees			50,000	12,224	37,776
<b>32</b>	<b>* Licenses and permits</b>		<b>0</b>	<b>50,000</b>	<b>12,224</b>	<b>37,776</b>
741	Special Revenue Funds				21,978	(21,978)
<b>74</b>	<b>* Transfers in</b>		<b>0</b>	<b>0</b>	<b>21,978</b>	<b>(21,978)</b>

**County of Maui**  
**Statement of Estimated and Actual Revenue**  
**Revenue - Budget Ordinance**  
**Fiscal Year Ending 6/30/2016 - as of 9/30/2016**

11	<b>*** SPECIAL REVENUE FUND</b>	Prior	Amended	Year	Budget
Object	* Char ** Subfund *** Fund	Year	Annual	to Date	(Over)/Under
		Uncollected	Estimate	Collected	
<b>Subfund ** Bikeway Fund</b>		<b>0</b>	<b>50,000</b>	<b>34,202</b>	<b>15,798</b>
344	Refuse		8,048,540	3,827,184	4,221,356
345	Landfill Disposal Fee	1,873,480	11,528,345	2,583,787	10,818,037
<b>34</b>	<b>* Charges for current services</b>	<b>1,873,480</b>	<b>19,576,885</b>	<b>6,410,971</b>	<b>15,039,393</b>
378	Miscellaneous program receipts	7,932		9,240	(1,308)
<b>37</b>	<b>* Other revenues</b>	<b>7,932</b>	<b>0</b>	<b>9,240</b>	<b>(1,308)</b>
740	General Fund		11,828,064	2,857,016	8,971,048
741	Special Revenue Funds		2,144,201	504,361	1,639,840
<b>74</b>	<b>* Transfers in</b>	<b>0</b>	<b>13,972,265</b>	<b>3,361,377</b>	<b>10,610,888</b>
<b>Subfund ** Solid Waste Fund</b>		<b>1,881,412</b>	<b>33,549,150</b>	<b>9,781,588</b>	<b>25,648,973</b>
<b>Fund *** SPECIAL REVENUE FUND</b>		<b>4,241,037</b>	<b>130,079,106</b>	<b>32,121,228</b>	<b>102,198,912</b>

**County of Maui**  
**Statement of Estimated and Actual Revenue**  
**Revenue - Budget Ordinance**  
**Fiscal Year Ending 6/30/2016 - as of 9/30/2016**

12	*** DEBT SERVICE FUND	Prior	Amended	Year	Budget
Object		Year	Annual	to Date	(Over)/Under
* Char	** Subfund	Uncollected	Estimate	Collected	
*** Fund					
682	Interest and issuance costs		234,923	234,920	2
684	Principal		986,221	987,337	(1,116)
<b>68</b>	<b>* Debt service</b>	<b>0</b>	<b>1,221,144</b>	<b>1,222,257</b>	<b>(1,114)</b>
	<b>Subfund ** Debt Service Fund</b>	<b>0</b>	<b>1,221,144</b>	<b>1,222,257</b>	<b>(1,114)</b>
<b>Fund</b>	<b>*** DEBT SERVICE FUND</b>	<b>0</b>	<b>1,221,144</b>	<b>1,222,257</b>	<b>(1,114)</b>

**County of Maui**  
**Statement of Estimated and Actual Revenue**  
**Revenue - Budget Ordinance**  
**Fiscal Year Ending 6/30/2016 - as of 9/30/2016**

13	*** CAPITAL PROJECTS FUND	Prior	Amended	Year	Budget
Object		Year	Annual	to Date	(Over)/Under
* Char	** Subfund	Uncollected	Estimate	Collected	
*** Fund					
744	Other Governmental Funds		500,000		500,000
<b>74</b>	<b>* Transfers in</b>	<b>0</b>	<b>500,000</b>	<b>0</b>	<b>500,000</b>
<b>Subfund</b>	<b>** Parks Assessments CIP</b>	<b>0</b>	<b>500,000</b>	<b>0</b>	<b>500,000</b>
<b>Fund</b>	<b>*** CAPITAL PROJECTS FUND</b>	<b>0</b>	<b>500,000</b>	<b>0</b>	<b>500,000</b>

**County of Maui**  
**Statement of Estimated and Actual Revenue**  
**Revenue - Budget Ordinance**  
**Fiscal Year Ending 6/30/2016 - as of 9/30/2016**

15	*** ENTERPRISE FUND	Prior	Amended	Year	Budget
Object		Year	Annual	to Date	(Over)/Under
* Char	** Subfund	Uncollected	Estimate	Collected	
*** Fund					
347	Recreation		700,000	161,223	538,777
<b>34</b>	<b>* Charges for current services</b>	<b>0</b>	<b>700,000</b>	<b>161,223</b>	<b>538,777</b>
362	Rental income		302,412	77,103	225,309
<b>36</b>	<b>* Interest &amp; investment</b>	<b>0</b>	<b>302,412</b>	<b>77,103</b>	<b>225,309</b>
740	General Fund		2,767,331	691,833	2,075,498
<b>74</b>	<b>* Transfers in</b>	<b>0</b>	<b>2,767,331</b>	<b>691,833</b>	<b>2,075,498</b>
Subfund	** Golf Course Special Fund	0	3,769,743	930,159	2,839,584
Fund	*** ENTERPRISE FUND	0	3,769,743	930,159	2,839,584

**County of Maui**  
**Statement of Estimated and Actual Revenue**  
**Revenue - Budget Ordinance**  
**Fiscal Year Ending 6/30/2016 - as of 9/30/2016**


25	*** UTILITY ENTERPRISE FUND	Prior	Amended	Year	Budget
Object	* Char ** Subfund *** Fund	Year	Annual	to Date	(Over)/Under
		Uncollected	Estimate	Collected	
349	Water Sales		61,837,397	16,570,078	45,267,319
350	Other Revenue		874,340	209,582	664,758
<b>34</b>	<b>* Charges for current services</b>	<b>0</b>	<b>62,711,737</b>	<b>16,779,660</b>	<b>45,932,077</b>
361	Interest on investments		100,000	159,865	(59,865)
<b>36</b>	<b>* Interest &amp; investment</b>	<b>0</b>	<b>100,000</b>	<b>159,865</b>	<b>(59,865)</b>
354	Other Non-Operating Revenue		23,000	1,270	21,730
<b>37</b>	<b>* Other revenues</b>	<b>0</b>	<b>23,000</b>	<b>1,270</b>	<b>21,730</b>
<b>Subfund **</b>	<b>DWS Revenue Fund</b>	<b>0</b>	<b>62,834,737</b>	<b>16,940,795</b>	<b>45,893,942</b>
372	Capital contributions			445,352	(445,352)
<b>37</b>	<b>* Other revenues</b>	<b>0</b>	<b>0</b>	<b>445,352</b>	<b>(445,352)</b>
748	Assessment Funds		4,575,000		4,575,000
<b>74</b>	<b>* Transfers in</b>	<b>0</b>	<b>4,575,000</b>	<b>0</b>	<b>4,575,000</b>
<b>Subfund **</b>	<b>DWS Water System Development</b>	<b>0</b>	<b>4,575,000</b>	<b>445,352</b>	<b>4,129,648</b>
<b>Fund ***</b>	<b>UTILITY ENTERPRISE FUND</b>	<b>0</b>	<b>67,409,737</b>	<b>17,386,147</b>	<b>50,023,590</b>
	<b>Grand Total</b>	<b>11,900,337</b>	<b>552,002,650</b>	<b>186,562,010</b>	<b>377,340,973</b>

---

## II. Revenue

---

### II.B. Appendices / Other





**County of Maui**  
**Statement of Estimated and Actual Revenue**  
**Revenue - Appendices/Other**  
**Fiscal Year Ending 6/30/2016 - as of 9/30/2016**

11	*** SPECIAL REVENUE FUND	Prior	Amended	Year	Year
Object		Year	Annual	to Date	Budget
* Char	** Subfund	Uncollected	Estimate	Collected	(Over)/Under
*** Fund					
322	Other licenses & permit			8,271	(8,271)
324	Ocean Permits			100	(100)
<b>32</b>	<b>* Licenses and permits</b>	<b>0</b>	<b>0</b>	<b>8,371</b>	<b>(8,371)</b>
352	Fines			20,920	(20,920)
<b>35</b>	<b>* Fines and forfeitures</b>	<b>0</b>	<b>0</b>	<b>20,920</b>	<b>(20,920)</b>
361	Interest on investments			601	(601)
<b>36</b>	<b>* Interest &amp; investment</b>	<b>0</b>	<b>0</b>	<b>601</b>	<b>(601)</b>
370	Misc income revolving		174,825	559,806	(384,981)
371	Operating contributions			57,889	(57,889)
378	Miscellaneous program receipts			109,094	(109,094)
<b>37</b>	<b>* Other revenues</b>	<b>0</b>	<b>174,825</b>	<b>726,789</b>	<b>(551,964)</b>
740	General Fund		12,204,675	12,204,675	
741	Special Revenue Funds		2,978,431		2,978,431
744	Other Governmental Funds		15,710,213	3,240,430	12,469,783
<b>74</b>	<b>* Transfers in</b>	<b>0</b>	<b>30,893,319</b>	<b>15,445,105</b>	<b>15,448,214</b>
<b>Subfund **</b>	<b>County Revolving Funds</b>	<b>0</b>	<b>31,068,144</b>	<b>16,201,786</b>	<b>14,866,358</b>
330	Federal grants	586,453	1,852,691	507,449	1,931,695
334	State grants	1,567,590	6,896,306	543,924	7,919,973
335	Federal grants passed thru the	2,949,770	4,850,859	1,391,612	6,409,017
<b>33</b>	<b>* Intergovernmental revenues</b>	<b>5,103,813</b>	<b>13,599,856</b>	<b>2,442,985</b>	<b>16,260,685</b>
371	Operating contributions	14,800	377,308	88,914	303,194
378	Miscellaneous program receipts			38,181	(38,181)
<b>37</b>	<b>* Other revenues</b>	<b>14,800</b>	<b>377,308</b>	<b>127,095</b>	<b>265,013</b>
741	Special Revenue Funds		552,516		552,516
<b>74</b>	<b>* Transfers in</b>	<b>0</b>	<b>552,516</b>	<b>0</b>	<b>552,516</b>

**County of Maui**  
**Statement of Estimated and Actual Revenue**  
**Revenue - Appendices/Other**  
**Fiscal Year Ending 6/30/2016 - as of 9/30/2016**

11	<b>*** SPECIAL REVENUE FUND</b>	Prior	Amended	Year	Budget
Object		Year	Annual	to Date	(Over)/Under
* Char	** Subfund	Uncollected	Estimate	Collected	
*** Fund					
<b>Subfund **</b>	<b>Intergovernmental Grant Fund</b>	<b>5,118,613</b>	<b>14,529,680</b>	<b>2,570,080</b>	<b>17,078,214</b>
330	Federal grants		16,957,496	4,530,215	12,427,281
335	Federal grants passed thru the			88,452	(88,452)
<b>33</b>	<b>* Intergovernmental revenues</b>	<b>0</b>	<b>16,957,496</b>	<b>4,618,667</b>	<b>12,338,829</b>
361	Interest on investments			2,734	(2,734)
<b>36</b>	<b>* Interest &amp; investment</b>	<b>0</b>	<b>0</b>	<b>2,734</b>	<b>(2,734)</b>
741	Special Revenue Funds		305	305	
<b>74</b>	<b>* Transfers in</b>	<b>0</b>	<b>305</b>	<b>305</b>	<b>0</b>
<b>Subfund **</b>	<b>Sec.8 Hud Housing Assistance</b>	<b>0</b>	<b>16,957,801</b>	<b>4,621,706</b>	<b>12,336,095</b>
380	Assessment revenue		900,000	166,680	733,320
<b>38</b>	<b>* Assessments</b>	<b>0</b>	<b>900,000</b>	<b>166,680</b>	<b>733,320</b>
<b>Subfund **</b>	<b>Special Parks Assessment</b>	<b>0</b>	<b>900,000</b>	<b>166,680</b>	<b>733,320</b>
380	Assessment revenue			114,103	(114,103)
<b>38</b>	<b>* Assessments</b>	<b>0</b>	<b>0</b>	<b>114,103</b>	<b>(114,103)</b>
<b>Subfund **</b>	<b>Special Sewer Assessment Fund</b>	<b>0</b>	<b>0</b>	<b>114,103</b>	<b>(114,103)</b>
<b>Fund ***</b>	<b>SPECIAL REVENUE FUND</b>	<b>5,118,613</b>	<b>63,455,625</b>	<b>23,674,355</b>	<b>44,899,884</b>

**County of Maui**  
**Statement of Estimated and Actual Revenue**  
**Revenue - Appendices/Other**  
**Fiscal Year Ending 6/30/2016 - as of 9/30/2016**


13	*** CAPITAL PROJECTS FUND	Prior	Amended	Year	Budget
Object		Year	Annual	to Date	(Over)/Under
* Char	** Subfund	Uncollected	Estimate	Collected	
*** Fund					
330	Federal grants	8,156			8,156
<b>33</b>	<b>* Intergovernmental revenues</b>	<b>8,156</b>	<b>0</b>	<b>0</b>	<b>8,156</b>
<b>Subfund **</b>	<b>Federal CIP Grants</b>	<b>8,156</b>	<b>0</b>	<b>0</b>	<b>8,156</b>
334	State grants			185,911	(185,911)
<b>33</b>	<b>* Intergovernmental revenues</b>	<b>0</b>	<b>0</b>	<b>185,911</b>	<b>(185,911)</b>
<b>Subfund **</b>	<b>State CIP Grants</b>	<b>0</b>	<b>0</b>	<b>185,911</b>	<b>(185,911)</b>
335	Federal grants passed thru the	1,847,780	(52,695)	1,093,507	701,579
<b>33</b>	<b>* Intergovernmental revenues</b>	<b>1,847,780</b>	<b>(52,695)</b>	<b>1,093,507</b>	<b>701,579</b>
<b>Subfund **</b>	<b>State CIP Grants - DOT</b>	<b>1,847,780</b>	<b>(52,695)</b>	<b>1,093,507</b>	<b>701,579</b>
372	Capital contributions	461,506			461,506
<b>37</b>	<b>* Other revenues</b>	<b>461,506</b>	<b>0</b>	<b>0</b>	<b>461,506</b>
<b>Subfund **</b>	<b>Private CIP Contributions</b>	<b>461,506</b>	<b>0</b>	<b>0</b>	<b>461,506</b>
733	SRF & USDA Loans		18,200,000	1,620,000	16,580,000
<b>72</b>	<b>* Issuance of debt</b>	<b>0</b>	<b>18,200,000</b>	<b>1,620,000</b>	<b>16,580,000</b>
<b>Subfund **</b>	<b>State CIP Loans</b>	<b>0</b>	<b>18,200,000</b>	<b>1,620,000</b>	<b>16,580,000</b>
743	Capital Projects Fund		6,103,000		6,103,000
<b>74</b>	<b>* Transfers in</b>	<b>0</b>	<b>6,103,000</b>	<b>0</b>	<b>6,103,000</b>
<b>Subfund **</b>	<b>Lapsed Bond Projects</b>	<b>0</b>	<b>6,103,000</b>	<b>0</b>	<b>6,103,000</b>
361	Interest on investments			781	(781)
<b>36</b>	<b>* Interest &amp; investment</b>	<b>0</b>	<b>0</b>	<b>781</b>	<b>(781)</b>
<b>Subfund **</b>	<b>2008 GO Bond Issue</b>	<b>0</b>	<b>0</b>	<b>781</b>	<b>(781)</b>
361	Interest on investments			829	(829)
<b>36</b>	<b>* Interest &amp; investment</b>	<b>0</b>	<b>0</b>	<b>829</b>	<b>(829)</b>

**County of Maui**  
**Statement of Estimated and Actual Revenue**  
**Revenue - Appendices/Other**  
**Fiscal Year Ending 6/30/2016 - as of 9/30/2016**

13	*** CAPITAL PROJECTS FUND	Prior	Amended	Year	Budget
Object		Year	Annual	to Date	(Over)/Under
* Char	** Subfund	Uncollected	Estimate	Collected	
*** Fund					
<b>Subfund **</b>	<b>2010 B GO Bond Issue tax exmpt</b>	0	0	829	(829)
361	Interest on investments			(710)	710
<b>36</b>	<b>* Interest &amp; investment</b>	0	0	(710)	710
<b>Subfund **</b>	<b>2012 B GO Bond</b>	0	0	(710)	710
361	Interest on investments			4,205	(4,205)
<b>36</b>	<b>* Interest &amp; investment</b>	0	0	4,205	(4,205)
<b>Subfund **</b>	<b>2014 GO Bond</b>	0	0	4,205	(4,205)
361	Interest on investments			(1,246)	1,246
<b>36</b>	<b>* Interest &amp; investment</b>	0	0	(1,246)	1,246
<b>Subfund **</b>	<b>2015 GO Bond</b>	0	0	(1,246)	1,246
730	General Obligation Bonds		32,026,000		32,026,000
<b>72</b>	<b>* Issuance of debt</b>	0	32,026,000	0	32,026,000
<b>Subfund **</b>	<b>2017 Proposed GO Bond</b>	0	32,026,000	0	32,026,000
<b>Fund ***</b>	<b>CAPITAL PROJECTS FUND</b>	2,317,442	56,276,305	2,903,277	55,690,471

**County of Maui**  
**Statement of Estimated and Actual Revenue**  
**Revenue - Appendices/Other**  
**Fiscal Year Ending 6/30/2016 - as of 9/30/2016**

25	*** UTILITY ENTERPRISE FUND	Prior	Amended	Year	Budget
Object		Year	Annual	to Date	(Over)/Under
* Char	** Subfund	Uncollected	Estimate	Collected	
*** Fund					
330	Federal grants			668,325	(668,325)
<b>33</b>	<b>* Intergovernmental revenues</b>	<b>0</b>	<b>0</b>	<b>668,325</b>	<b>(668,325)</b>
<b>Subfund **</b>	<b>DWS STATE GRANTS</b>	<b>0</b>	<b>0</b>	<b>668,325</b>	<b>(668,325)</b>
330	Federal grants			2,586,867	(2,586,867)
<b>33</b>	<b>* Intergovernmental revenues</b>	<b>0</b>	<b>0</b>	<b>2,586,867</b>	<b>(2,586,867)</b>
733	SRF & USDA Loans		14,500,000	3,216,932	11,283,068
<b>72</b>	<b>* Issuance of debt</b>	<b>0</b>	<b>14,500,000</b>	<b>3,216,932</b>	<b>11,283,068</b>
<b>Subfund **</b>	<b>DWS SRF</b>	<b>0</b>	<b>14,500,000</b>	<b>5,803,799</b>	<b>8,696,201</b>
745	Proprietary Funds		1,440,718		1,440,718
<b>74</b>	<b>* Transfers in</b>	<b>0</b>	<b>1,440,718</b>	<b>0</b>	<b>1,440,718</b>
<b>Subfund **</b>	<b>DWS County Fund</b>	<b>0</b>	<b>1,440,718</b>	<b>0</b>	<b>1,440,718</b>
361	Interest on investments			1,025	(1,025)
<b>36</b>	<b>* Interest &amp; investment</b>	<b>0</b>	<b>0</b>	<b>1,025</b>	<b>(1,025)</b>
<b>Subfund **</b>	<b>DWS 2007 GO Bond Fund</b>	<b>0</b>	<b>0</b>	<b>1,025</b>	<b>(1,025)</b>
361	Interest on investments			180	(180)
<b>36</b>	<b>* Interest &amp; investment</b>	<b>0</b>	<b>0</b>	<b>180</b>	<b>(180)</b>
<b>Subfund **</b>	<b>DWS 2009-10-11 GO BOND FUND</b>	<b>0</b>	<b>0</b>	<b>180</b>	<b>(180)</b>
<b>Fund ***</b>	<b>UTILITY ENTERPRISE FUND</b>	<b>0</b>	<b>15,940,718</b>	<b>6,473,329</b>	<b>9,467,389</b>
	<b>Grand Total</b>	<b>7,436,055</b>	<b>135,672,648</b>	<b>33,050,961</b>	<b>110,057,744</b>




---

## II. Revenue

---

### II.C. Grant Revenue Report





County of Maui

Office of the Mayor

Grant Revenues & Expenditures Quarterly Report - by Index and Fiscal Year as of 9/30/2016

Index	Index Title	FY	Beginning Fund Balance	Revenue	Expenditures	Transfers In	Transfers Out	Ending Fund Balance
106186	ENERGY EFFNCY/CONSVTN BLCK GRT	2015	(34,891.68)					(34,891.68)
106186	ENERGY EFFNCY/CONSVTN BLCK GRT	2016	(34,891.68)		34,891.68			0.00
				<b>0.00</b>	<b>34,891.68</b>	<b>0.00</b>	<b>0.00</b>	
116030	CDBG PROGRAM ADMIN FY2011	2015	1,521.50					1,521.50
116030	CDBG PROGRAM ADMIN FY2011	2016	1,521.50					1,521.50
116030	CDBG PROGRAM ADMIN FY2011	2017	1,521.50					1,521.50
				<b>0.00</b>	<b>0.00</b>	<b>0.00</b>	<b>0.00</b>	
116032	THE MAUI FARM REHABILITATION	2016		(21,404.55)	21,404.55			0.00
				<b>(21,404.55)</b>	<b>21,404.55</b>	<b>0.00</b>	<b>0.00</b>	
116203	EASTER SEALS MAUI PHASE II	2015			19,744.00			19,744.00
116203	EASTER SEALS MAUI PHASE II	2016	19,744.00	(19,744.00)				0.00
				<b>(19,744.00)</b>	<b>19,744.00</b>	<b>0.00</b>	<b>0.00</b>	
116215	ARRA09 ST ENERGY SCTR TRNG GRT	2015	(3,222.39)					(3,222.39)
116215	ARRA09 ST ENERGY SCTR TRNG GRT	2016	(3,222.39)		3,222.39			0.00
				<b>0.00</b>	<b>3,222.39</b>	<b>0.00</b>	<b>0.00</b>	
126010	LCHC INFRASTRUCTURE 13-4	2016		(737.71)	737.71			0.00
				<b>(737.71)</b>	<b>737.71</b>	<b>0.00</b>	<b>0.00</b>	
126030	CDBG PROGRAM ADMIN FY2012	2015	231.60	(231.60)				0.00
				<b>(231.60)</b>	<b>0.00</b>	<b>0.00</b>	<b>0.00</b>	
126035	MOLOKAI TANKER- REPRG	2016		(25,320.44)	25,320.44			0.00
				<b>(25,320.44)</b>	<b>25,320.44</b>	<b>0.00</b>	<b>0.00</b>	
126198	MOLOKAI YOUTH OPPORTUNITY-DOL	2015	630.00					630.00
126198	MOLOKAI YOUTH OPPORTUNITY-DOL	2016	630.00		(630.00)			0.00
				<b>0.00</b>	<b>(630.00)</b>	<b>0.00</b>	<b>0.00</b>	
126201	WRKFRCE INVST ACT PY11-ADMIN	2015	2,255.13					2,255.13
126201	WRKFRCE INVST ACT PY11-ADMIN	2016	2,255.13		(2,255.13)			0.00
				<b>0.00</b>	<b>(2,255.13)</b>	<b>0.00</b>	<b>0.00</b>	
126202	WRKFRCE INVST PY11 DSLCTD WRKR	2015	3,052.10					3,052.10
126202	WRKFRCE INVST PY11 DSLCTD WRKR	2016	3,052.10		(3,052.10)			0.00
				<b>0.00</b>	<b>(3,052.10)</b>	<b>0.00</b>	<b>0.00</b>	
136005	LCHC INFRASTRUCTURE 13-4	2016		(370,818.29)	370,818.29			0.00
				<b>(370,818.29)</b>	<b>370,818.29</b>	<b>0.00</b>	<b>0.00</b>	

County of Maui

Office of the Mayor

Grant Revenues & Expenditures Quarterly Report - by Index and Fiscal Year as of 9/30/2016

Index	Index Title	FY	Beginning Fund Balance	Revenue	Expenditures	Transfers In	Transfers Out	Ending Fund Balance
136103	LANAI COMM LAND ACQUISITION	2015		(5,568.81)	5,568.81			0.00
				<b>(5,568.81)</b>	<b>5,568.81</b>	<b>0.00</b>	<b>0.00</b>	
136105	MAUI FOOD BANK REHAB	2016		(8,965.99)	8,965.99			0.00
				<b>(8,965.99)</b>	<b>8,965.99</b>	<b>0.00</b>	<b>0.00</b>	
136106	THE MAUI FARM REHABILITATION	2016		(30,292.83)	30,292.83			0.00
				<b>(30,292.83)</b>	<b>30,292.83</b>	<b>0.00</b>	<b>0.00</b>	
136187	HAWAII ST COMM/STATUS WOMEN	2015	(649.32)					(649.32)
136187	HAWAII ST COMM/STATUS WOMEN	2016	(649.32)					(649.32)
136187	HAWAII ST COMM/STATUS WOMEN	2017	(649.32)					(649.32)
				<b>0.00</b>	<b>0.00</b>	<b>0.00</b>	<b>0.00</b>	
136188	HTA PRODUCT ENRICHMENT CY13	2015	(10,000.00)		10,000.00			0.00
				<b>0.00</b>	<b>10,000.00</b>	<b>0.00</b>	<b>0.00</b>	
136199	WIA YOUTH PROGRAM - PY2012	2015	980.12	(1,314.54)				(334.42)
136199	WIA YOUTH PROGRAM - PY2012	2016	(334.42)		334.42			0.00
				<b>(1,314.54)</b>	<b>334.42</b>	<b>0.00</b>	<b>0.00</b>	
136200	WIA ADULT PROGRAM - PY2012	2015	33,015.43	(34,187.60)				(1,172.17)
136200	WIA ADULT PROGRAM - PY2012	2016	(1,172.17)		1,172.17			0.00
				<b>(34,187.60)</b>	<b>1,172.17</b>	<b>0.00</b>	<b>0.00</b>	
136201	WIA ADMINISTRATIVE PY2012	2015	(4,486.89)	(3,318.20)				(7,805.09)
136201	WIA ADMINISTRATIVE PY2012	2016	(7,805.09)		7,805.09			0.00
				<b>(3,318.20)</b>	<b>7,805.09</b>	<b>0.00</b>	<b>0.00</b>	
136202	WIA DISLOCATED WORKER PY2012	2015	1,387.98	(5,401.94)				(4,013.96)
136202	WIA DISLOCATED WORKER PY2012	2016	(4,013.96)		4,013.96			0.00
				<b>(5,401.94)</b>	<b>4,013.96</b>	<b>0.00</b>	<b>0.00</b>	
136203	EASTER SEALS MAUI PHASE II	2015		(135,753.18)	156,009.18			20,256.00
136203	EASTER SEALS MAUI PHASE II	2016	20,256.00	(20,256.00)				0.00
				<b>(156,009.18)</b>	<b>156,009.18</b>	<b>0.00</b>	<b>0.00</b>	
146301	WKFORCE INVESTMENT ACT ADMIN	2015	25,092.15	(74,939.92)	52,935.51			3,087.74
146301	WKFORCE INVESTMENT ACT ADMIN	2016	3,087.74	(2,852.18)	(235.56)			0.00
				<b>(77,792.10)</b>	<b>52,699.95</b>	<b>0.00</b>	<b>0.00</b>	
146302	WKFORCE INVESTMENT ACT DWP	2015	57,849.83	(162,647.44)	217,282.06			112,484.45
146302	WKFORCE INVESTMENT ACT DWP	2016	112,484.45	(111,301.33)	(1,183.12)			0.00

County of Maui

Office of the Mayor

Grant Revenues & Expenditures Quarterly Report - by Index and Fiscal Year as of 9/30/2016

Index	Index Title	FY	Beginning Fund Balance	Revenue	Expenditures	Transfers In	Transfers Out	Ending Fund Balance
				<b>(273,948.77)</b>	<b>216,098.94</b>	<b>0.00</b>	<b>0.00</b>	
146303	WKFORCE INVESTMENT ACT ADULT	2015	30,997.05	(136,915.55)	218,870.94			112,952.44
146303	WKFORCE INVESTMENT ACT ADULT	2016	112,952.44	(113,792.35)	(460.21)			(1,300.12)
146303	WKFORCE INVESTMENT ACT ADULT	2017	(1,300.12)					(1,300.12)
				<b>(250,707.90)</b>	<b>218,410.73</b>	<b>0.00</b>	<b>0.00</b>	
146304	WKFORCE INVESTMENT ACT YOUTH	2015	51,295.14	(265,893.71)	203,177.70			(11,420.87)
146304	WKFORCE INVESTMENT ACT YOUTH	2016	(11,420.87)	(6,487.87)	17,908.74			0.00
				<b>(272,381.58)</b>	<b>221,086.44</b>	<b>0.00</b>	<b>0.00</b>	
146305	HTA PRODUCT ENRICHMENT CY14	2015	(228,034.36)		228,021.80			(12.56)
146305	HTA PRODUCT ENRICHMENT CY14	2016	(12.56)		12.56			0.00
				<b>0.00</b>	<b>228,034.36</b>	<b>0.00</b>	<b>0.00</b>	
146340	LANAI BRUSH TRUCK	2015		(124,500.00)	124,500.00			0.00
				<b>(124,500.00)</b>	<b>124,500.00</b>	<b>0.00</b>	<b>0.00</b>	
146341	MOLOKAI LANDFILL DUMP TRUCK	2015		(183,205.90)	183,205.90			0.00
				<b>(183,205.90)</b>	<b>183,205.90</b>	<b>0.00</b>	<b>0.00</b>	
146342	HANA LANDFILL WATER TRUCK	2015		(230,815.37)	233,034.17			2,218.80
146342	HANA LANDFILL WATER TRUCK	2016	2,218.80	(2,218.80)				0.00
				<b>(233,034.17)</b>	<b>233,034.17</b>	<b>0.00</b>	<b>0.00</b>	
146343	WOMEN HELPING WOMEN DOM VIOLEN	2015		(6,830.72)	6,830.72			0.00
146343	WOMEN HELPING WOMEN DOM VIOLEN	2016		(7,738.11)	7,738.11			0.00
				<b>(14,568.83)</b>	<b>14,568.83</b>	<b>0.00</b>	<b>0.00</b>	
146345	LANAI COMM HEALTH CTR INFRAS	2015		(11,112.19)	11,112.19			0.00
146345	LANAI COMM HEALTH CTR INFRAS	2016		(313,871.81)	313,871.81			0.00
				<b>(324,984.00)</b>	<b>324,984.00</b>	<b>0.00</b>	<b>0.00</b>	
146346	CDBG PROGRAM ADMIN FY2014	2015	53,287.05	(63,869.91)	12,796.33			2,213.47
146346	CDBG PROGRAM ADMIN FY2014	2016	2,213.47	(25,644.68)	23,431.21			0.00
				<b>(89,514.59)</b>	<b>36,227.54</b>	<b>0.00</b>	<b>0.00</b>	
146347	KHAKO RENEWAL PRJ PH-1	2016		(1,205.63)	81,100.63			79,895.00
146347	KHAKO RENEWAL PRJ PH-1	2017	79,895.00	(79,895.00)				0.00
				<b>(81,100.63)</b>	<b>81,100.63</b>	<b>0.00</b>	<b>0.00</b>	
146348	MAUI FOOD BANK REHAB	2016		(41,034.01)	41,034.01			0.00
				<b>(41,034.01)</b>	<b>41,034.01</b>	<b>0.00</b>	<b>0.00</b>	

County of Maui

Office of the Mayor

Grant Revenues & Expenditures Quarterly Report - by Index and Fiscal Year as of 9/30/2016

Index	Index Title	FY	Beginning Fund Balance	Revenue	Expenditures	Transfers In	Transfers Out	Ending Fund Balance
156187	HAWAII ST COMM/STATUS WOMEN	2015		(5,000.00)	2,978.40			(2,021.60)
156187	HAWAII ST COMM/STATUS WOMEN	2016	(2,021.60)		1,790.88			(230.72)
156187	HAWAII ST COMM/STATUS WOMEN	2017	(230.72)					(230.72)
				<b>(5,000.00)</b>	<b>4,769.28</b>	<b>0.00</b>	<b>0.00</b>	
156188	INNOVATE HAWAII	2015		(10,000.00)	10,000.00			0.00
				<b>(10,000.00)</b>	<b>10,000.00</b>	<b>0.00</b>	<b>0.00</b>	
156198	MOLOKAI YOUTH OPPRTUNITY 05DOL	2015	(630.00)					(630.00)
156198	MOLOKAI YOUTH OPPRTUNITY 05DOL	2016	(630.00)		630.00			0.00
				<b>0.00</b>	<b>630.00</b>	<b>0.00</b>	<b>0.00</b>	
156301	WKFORCE INVEST'T ACT ADMIN	2015			31,614.59			31,614.59
156301	WKFORCE INVEST'T ACT ADMIN	2016	31,614.59	(69,334.00)	37,719.41			(0.00)
				<b>(69,334.00)</b>	<b>69,334.00</b>	<b>0.00</b>	<b>0.00</b>	
156302	WKFORCE INVESTMENT ACT DWP	2015			121,096.22			121,096.22
156302	WKFORCE INVESTMENT ACT DWP	2016	121,096.22	(137,587.06)	41,109.51			24,618.67
156302	WKFORCE INVESTMENT ACT DWP	2017	24,618.67		(6,755.11)			17,863.56
				<b>(137,587.06)</b>	<b>155,450.62</b>	<b>0.00</b>	<b>0.00</b>	
156303	THE MAUI FARM REHABILITATION	2015		(1,023.36)	1,023.36			0.00
156303	THE MAUI FARM REHABILITATION	2016		(125,724.64)	125,724.64			0.00
				<b>(126,748.00)</b>	<b>126,748.00</b>	<b>0.00</b>	<b>0.00</b>	
156304	MAUI FOOD BANK REHAB	2015		(12,977.36)	15,914.67			2,937.31
156304	MAUI FOOD BANK REHAB	2016	2,937.31	(403,022.64)	400,085.33			0.00
				<b>(416,000.00)</b>	<b>416,000.00</b>	<b>0.00</b>	<b>0.00</b>	
156305	WKFORCE INVESTM'T ACT ADULT	2015			116,644.33			116,644.33
156305	WKFORCE INVESTM'T ACT ADULT	2016	116,644.33	(178,985.99)	96,518.30			34,176.64
156305	WKFORCE INVESTM'T ACT ADULT	2017	34,176.64		8.31			34,184.95
				<b>(178,985.99)</b>	<b>213,170.94</b>	<b>0.00</b>	<b>0.00</b>	
156306	WKFORCE INVESTMENT ACT YOUTH	2015			103,376.05			103,376.05
156306	WKFORCE INVESTMENT ACT YOUTH	2016	103,376.05	(226,592.46)	123,852.95			636.54
156306	WKFORCE INVESTMENT ACT YOUTH	2017	636.54					636.54
				<b>(226,592.46)</b>	<b>227,229.00</b>	<b>0.00</b>	<b>0.00</b>	
156308	HTA PRODUCT ENRICHMENT CY14	2015		(250,000.00)	102,009.12			(147,990.88)
156308	HTA PRODUCT ENRICHMENT CY14	2016	(147,990.88)	(150,000.00)	245,834.63			(52,156.25)

County of Maui

Office of the Mayor

Grant Revenues & Expenditures Quarterly Report - by Index and Fiscal Year as of 9/30/2016

Index	Index Title	FY	Beginning Fund Balance	Revenue	Expenditures	Transfers In	Transfers Out	Ending Fund Balance
156308	HTA PRODUCT ENRICHMENT CY14	2017	(52,156.25)		3,548.69			(48,607.56)
				<b>(400,000.00)</b>	<b>351,392.44</b>	<b>0.00</b>	<b>0.00</b>	
156309	HSEO MAUI ENERGY CONFERENCE	2015		(20,000.00)	20,000.00			0.00
				<b>(20,000.00)</b>	<b>20,000.00</b>	<b>0.00</b>	<b>0.00</b>	
156341	MOLOKAI TANKER	2016		(328,929.56)	675,000.00			346,070.44
156341	MOLOKAI TANKER	2017	346,070.44	(346,070.44)				0.00
				<b>(675,000.00)</b>	<b>675,000.00</b>	<b>0.00</b>	<b>0.00</b>	
156346	CDBG PROGRAM ADMIN FY15	2015		(259,908.41)	294,526.16			34,617.75
156346	CDBG PROGRAM ADMIN FY15	2016	34,617.75	(54,117.01)	19,644.76			145.50
156346	CDBG PROGRAM ADMIN FY15	2017	145.50					145.50
				<b>(314,025.42)</b>	<b>314,170.92</b>	<b>0.00</b>	<b>0.00</b>	
166122	COQUI FROG ERADCTN ACT51 SLH04	2015	99,996.23					99,996.23
166122	COQUI FROG ERADCTN ACT51 SLH04	2016	99,996.23		(80,000.00)			19,996.23
166122	COQUI FROG ERADCTN ACT51 SLH04	2017	19,996.23		(19,996.23)			0.00
				<b>0.00</b>	<b>(99,996.23)</b>	<b>0.00</b>	<b>0.00</b>	
166123	DLNR M'LAEA HARBOR SEWAGE P/O	2015	30,000.00					30,000.00
166123	DLNR M'LAEA HARBOR SEWAGE P/O	2016	30,000.00					30,000.00
166123	DLNR M'LAEA HARBOR SEWAGE P/O	2017	30,000.00					30,000.00
				<b>0.00</b>	<b>0.00</b>	<b>0.00</b>	<b>0.00</b>	
166124	NOAA/HIHWNMS-MAALAEA HARBOR SW	2015	10,000.00					10,000.00
166124	NOAA/HIHWNMS-MAALAEA HARBOR SW	2016	10,000.00					10,000.00
166124	NOAA/HIHWNMS-MAALAEA HARBOR SW	2017	10,000.00					10,000.00
				<b>0.00</b>	<b>0.00</b>	<b>0.00</b>	<b>0.00</b>	
166785	HAWAII ST COMM/STATUS WOMEN	2016		(3,421.88)	1,260.64			(2,161.24)
166785	HAWAII ST COMM/STATUS WOMEN	2017	(2,161.24)		600.47			(1,560.77)
				<b>(3,421.88)</b>	<b>1,861.11</b>	<b>0.00</b>	<b>0.00</b>	
166810	WKFORCE INNOVATN OPPORTUNITY	2016			22,721.97			22,721.97
166810	WKFORCE INNOVATN OPPORTUNITY	2017	22,721.97		2,164.33			24,886.30
				<b>0.00</b>	<b>24,886.30</b>	<b>0.00</b>	<b>0.00</b>	
166811	HO'OLEHUA PUMPER	2017			224,611.86			224,611.86
				<b>0.00</b>	<b>224,611.86</b>	<b>0.00</b>	<b>0.00</b>	
166815	CDBG PROGRAM ADMIN FY16	2016		(265,493.23)	293,775.88			28,282.65

County of Maui

Office of the Mayor

Grant Revenues & Expenditures Quarterly Report - by Index and Fiscal Year as of 9/30/2016

Index	Index Title	FY	Beginning Fund Balance	Revenue	Expenditures	Transfers In	Transfers Out	Ending Fund Balance
166815	CDBG PROGRAM ADMIN FY16	2017	28,282.65	(28,688.58)	1,265.55	0.00	0.00	859.62
				<b>(294,181.81)</b>	<b>295,041.43</b>			
166816	HTA PRODUCT ENRICHMENT CY16	2016		(250,000.00)	143,427.61			(106,572.39)
166816	HTA PRODUCT ENRICHMENT CY16	2017	(106,572.39)		88,905.54			(17,666.85)
				<b>(250,000.00)</b>	<b>232,333.15</b>	<b>0.00</b>	<b>0.00</b>	
166817	WIOA ADULT&DISLOCATED WORKER	2016			23,795.53			23,795.53
166817	WIOA ADULT&DISLOCATED WORKER	2017	23,795.53		49,048.52			72,844.05
				<b>0.00</b>	<b>72,844.05</b>	<b>0.00</b>	<b>0.00</b>	
166818	WIOA ADMIN PY2015	2016		(17,883.59)	55,875.58			37,991.99
166818	WIOA ADMIN PY2015	2017	37,991.99		7,932.50			45,924.49
				<b>(17,883.59)</b>	<b>63,808.08</b>	<b>0.00</b>	<b>0.00</b>	
166819	INNOVATE HAWAII	2016		(10,000.00)				(10,000.00)
166819	INNOVATE HAWAII	2017	(10,000.00)		10,000.00			0.00
				<b>(10,000.00)</b>	<b>10,000.00</b>	<b>0.00</b>	<b>0.00</b>	
176062	HOUSING REHAB LOAN PROJECT INC	2015	(13,196.45)					(13,196.45)
176062	HOUSING REHAB LOAN PROJECT INC	2016	(13,196.45)					(13,196.45)
176062	HOUSING REHAB LOAN PROJECT INC	2017	(13,196.45)					(13,196.45)
				<b>0.00</b>	<b>0.00</b>	<b>0.00</b>	<b>0.00</b>	
176815	CDBG PROGRAM ADMIN FY17	2017			81,464.16			81,464.16
				<b>0.00</b>	<b>81,464.16</b>	<b>0.00</b>	<b>0.00</b>	
176818	WIOA ADMIN PY2016	2017			17,712.00			17,712.00
				<b>0.00</b>	<b>17,712.00</b>	<b>0.00</b>	<b>0.00</b>	
196010	MOLOKAI TANKER - REPRG	2016			8,179.56			8,179.56
196010	MOLOKAI TANKER - REPRG	2017	8,179.56	(8,179.56)				0.00
				<b>(8,179.56)</b>	<b>8,179.56</b>	<b>0.00</b>	<b>0.00</b>	
196020	PROJECT IMPACT BDRC FEMA	2015	13,279.05					13,279.05
196020	PROJECT IMPACT BDRC FEMA	2016	13,279.05					13,279.05
196020	PROJECT IMPACT BDRC FEMA	2017	13,279.05					13,279.05
				<b>0.00</b>	<b>0.00</b>	<b>0.00</b>	<b>0.00</b>	
196037	STORMS 12/4-7/07 FEMA#1743DRHI	2015	(172,041.35)					(172,041.35)
196037	STORMS 12/4-7/07 FEMA#1743DRHI	2016	(172,041.35)		172,041.35			0.00
				<b>0.00</b>	<b>172,041.35</b>	<b>0.00</b>	<b>0.00</b>	

County of Maui

Office of the Mayor

Grant Revenues & Expenditures Quarterly Report - by Index and Fiscal Year as of 9/30/2016

Index	Index Title	FY	Beginning Fund Balance	Revenue	Expenditures	Transfers In	Transfers Out	Ending Fund Balance
196205	HAZARD MITIGATN KULA AG PARK	2015	14,100.00	(181,924.00)	167,824.00			0.00
				<u>(181,924.00)</u>	<u>167,824.00</u>	<u>0.00</u>	<u>0.00</u>	
	<b>Grand Total</b>			<b>(5,994,951.93)</b>	<b>6,525,855.80</b>	<b>0.00</b>	<b>0.00</b>	

County of Maui

Management

Grant Revenues & Expenditures Quarterly Report - by Index and Fiscal Year as of 9/30/2016

Index	Index Title	FY	Beginning Fund Balance	Revenue	Expenditures	Transfers In	Transfers Out	Ending Fund Balance
106055	ENERGY EMERGENCY PLANNING	2015	(4,575.09)					(4,575.09)
106055	ENERGY EMERGENCY PLANNING	2016	(4,575.09)		4,575.09			0.00
				<u>0.00</u>	<u>4,575.09</u>	<u>0.00</u>	<u>0.00</u>	
136801	DELL ONLINE SELF-DISPATCH PRG	2015	(6,130.00)	(21,147.71)				(27,277.71)
136801	DELL ONLINE SELF-DISPATCH PRG	2016	(27,277.71)	(210.00)				(27,487.71)
136801	DELL ONLINE SELF-DISPATCH PRG	2017	(27,487.71)	(430.00)				(27,917.71)
				<u>(21,787.71)</u>	<u>0.00</u>	<u>0.00</u>	<u>0.00</u>	
166802	HI INTEGRATED JUSTICE IS PRG	2016			27,840.00			27,840.00
166802	HI INTEGRATED JUSTICE IS PRG	2017	27,840.00					27,840.00
				<u>0.00</u>	<u>27,840.00</u>	<u>0.00</u>	<u>0.00</u>	
<b>Grand Total</b>				<b>(21,787.71)</b>	<b>32,415.09</b>	<b>0.00</b>	<b>0.00</b>	



County of Maui

Prosecuting Attorney

Grant Revenues & Expenditures Quarterly Report - by Index and Fiscal Year as of 9/30/2016

Index	Index Title	FY	Beginning Fund Balance	Revenue	Expenditures	Transfers In	Transfers Out	Ending Fund Balance
106138	FOOD STAMP PRG PROSECUTIONS	2016		(283.17)	283.17			0.00
				<b>(283.17)</b>	<b>283.17</b>	<b>0.00</b>	<b>0.00</b>	
126174	DEFENDANT/WITNESS TRIAL PRG12	2015	.50	(.50)				0.00
				<b>(0.50)</b>	<b>0.00</b>	<b>0.00</b>	<b>0.00</b>	
126462	PROS ATTY ASSET FORFTRES ST12	2015		3,508.40				3,508.40
126462	PROS ATTY ASSET FORFTRES ST12	2016	3,508.40	(3,508.40)				0.00
				<b>0.00</b>	<b>0.00</b>	<b>0.00</b>	<b>0.00</b>	
136174	DEFENDANT/WITNESS TRIAL PRG	2015	287.24					287.24
136174	DEFENDANT/WITNESS TRIAL PRG	2016	287.24		(287.24)			0.00
				<b>0.00</b>	<b>(287.24)</b>	<b>0.00</b>	<b>0.00</b>	
136465	JUSTICE REINVEST INITIATIVE	2015	(10,139.62)		10,139.62			0.00
				<b>0.00</b>	<b>10,139.62</b>	<b>0.00</b>	<b>0.00</b>	
146601	DEFENDANT/WITNESS TRIAL PRG	2015	55,675.40	(54,394.36)	(1,891.04)			(610.00)
146601	DEFENDANT/WITNESS TRIAL PRG	2016	(610.00)		610.00			0.00
				<b>(54,394.36)</b>	<b>(1,281.04)</b>	<b>0.00</b>	<b>0.00</b>	
146602	VICTIM/WITNESS ASSISTANCE PRG	2015	(8,448.31)	(13,447.00)	21,198.57			(696.74)
146602	VICTIM/WITNESS ASSISTANCE PRG	2016	(696.74)		696.74			0.00
				<b>(13,447.00)</b>	<b>21,895.31</b>	<b>0.00</b>	<b>0.00</b>	
146603	CAREER CRIMINAL PROGRAM	2015	29,104.00	(29,104.00)				0.00
				<b>(29,104.00)</b>	<b>0.00</b>	<b>0.00</b>	<b>0.00</b>	
146607	CRIMINAL JUSTICE INFO SYSTEM	2015	14,473.48	(79,595.00)	84,772.54			19,651.02
146607	CRIMINAL JUSTICE INFO SYSTEM	2016	19,651.02	(44,389.00)	24,737.98			0.00
				<b>(123,984.00)</b>	<b>109,510.52</b>	<b>0.00</b>	<b>0.00</b>	
146609	SPCL NEEDS ADVOCACY PRG	2015	57,682.90	(177,015.00)	119,332.10			(0.00)
				<b>(177,015.00)</b>	<b>119,332.10</b>	<b>0.00</b>	<b>0.00</b>	
146622	DOMESTIC VIOLENCE INVESTIGATIO	2015	(228.48)	(37,113.00)	37,341.48			(0.00)
				<b>(37,113.00)</b>	<b>37,341.48</b>	<b>0.00</b>	<b>0.00</b>	
146623	PROSECUTORS HWY SFTY TRAIN'G	2015	1,141.38	(1,813.16)	671.78			0.00
				<b>(1,813.16)</b>	<b>671.78</b>	<b>0.00</b>	<b>0.00</b>	
156601	DEFENDANT/WITNESS TRIAL PRG	2015		(47,760.12)	65,628.92			17,868.80
156601	DEFENDANT/WITNESS TRIAL PRG	2016	17,868.80	(23,459.97)	5,591.17			(0.00)
				<b>(71,220.09)</b>	<b>71,220.09</b>	<b>0.00</b>	<b>0.00</b>	

County of Maui

Prosecuting Attorney

Grant Revenues & Expenditures Quarterly Report - by Index and Fiscal Year as of 9/30/2016

Index	Index Title	FY	Beginning Fund Balance	Revenue	Expenditures	Transfers In	Transfers Out	Ending Fund Balance
156602	VICTIM/WITNESS ASSISTANCE PRG	2015		(29,729.00)	40,347.86			10,618.86
156602	VICTIM/WITNESS ASSISTANCE PRG	2016	10,618.86	(28,648.00)	18,029.14			0.00
				<b>(58,377.00)</b>	<b>58,377.00</b>	<b>0.00</b>	<b>0.00</b>	
156603	CAREER CRIMINAL PROGRAM	2015		(130,262.00)	155,706.50	(32,662.33)		(7,217.83)
156603	CAREER CRIMINAL PROGRAM	2016	(7,217.83)		7,217.83			0.00
				<b>(130,262.00)</b>	<b>162,924.33</b>	<b>(32,662.33)</b>	<b>0.00</b>	
156608	E BYRNE MEMORIAL JAG FY15	2016			9,572.44			9,572.44
156608	E BYRNE MEMORIAL JAG FY15	2017	9,572.44					9,572.44
				<b>0.00</b>	<b>9,572.44</b>	<b>0.00</b>	<b>0.00</b>	
156609	SPCL NEEDS ADVOCACY PRG	2015		(193,003.57)	271,294.88			78,291.31
156609	SPCL NEEDS ADVOCACY PRG	2016	78,291.31	(95,252.00)	16,960.69			(0.00)
				<b>(288,255.57)</b>	<b>288,255.57</b>	<b>0.00</b>	<b>0.00</b>	
156610	ASSET FORFEITURES PROGRAM	2015		(103,530.00)	42,637.30			(60,892.70)
156610	ASSET FORFEITURES PROGRAM	2016	(60,892.70)	60,892.70				0.00
				<b>(42,637.30)</b>	<b>42,637.30</b>	<b>0.00</b>	<b>0.00</b>	
156611	MAUI PROSECUTORS TRAFFIC REC	2015			4,847.80			4,847.80
156611	MAUI PROSECUTORS TRAFFIC REC	2016	4,847.80	(4,847.80)				0.00
				<b>(4,847.80)</b>	<b>4,847.80</b>	<b>0.00</b>	<b>0.00</b>	
156620	E BYRNE/PROS OF DRUG CRIMES	2015			8,541.67			8,541.67
156620	E BYRNE/PROS OF DRUG CRIMES	2016	8,541.67	(125,501.00)	140,075.33			23,116.00
156620	E BYRNE/PROS OF DRUG CRIMES	2017	23,116.00	(23,116.00)				0.00
				<b>(148,617.00)</b>	<b>148,617.00</b>	<b>0.00</b>	<b>0.00</b>	
156622	DOMESTIC VIOLENCE INVESTIGATIO	2015			39,418.51			39,418.51
156622	DOMESTIC VIOLENCE INVESTIGATIO	2016	39,418.51	(51,289.00)	11,870.49			0.00
				<b>(51,289.00)</b>	<b>51,289.00</b>	<b>0.00</b>	<b>0.00</b>	
156623	HIGHWAY SAFETY GRANT	2015			12,441.54			12,441.54
156623	HIGHWAY SAFETY GRANT	2016	12,441.54	(19,082.72)	6,067.32			(573.86)
156623	HIGHWAY SAFETY GRANT	2017	(573.86)		573.86			0.00
				<b>(19,082.72)</b>	<b>19,082.72</b>	<b>0.00</b>	<b>0.00</b>	
156625	JUSTICE REINVEST INITIATIVE	2015		(63,332.00)	53,760.87			(9,571.13)
156625	JUSTICE REINVEST INITIATIVE	2016	(9,571.13)	9,571.13				0.00
				<b>(53,760.87)</b>	<b>53,760.87</b>	<b>0.00</b>	<b>0.00</b>	

County of Maui

Prosecuting Attorney

Grant Revenues & Expenditures Quarterly Report - by Index and Fiscal Year as of 9/30/2016

Index	Index Title	FY	Beginning Fund Balance	Revenue	Expenditures	Transfers In	Transfers Out	Ending Fund Balance
166835	SPCL NEEDS ADVOCACY PRG	2016		(247,183.00)	307,532.53			60,349.53
166835	SPCL NEEDS ADVOCACY PRG	2017	60,349.53	(63,557.00)				(3,207.47)
				<b>(310,740.00)</b>	<b>307,532.53</b>	<b>0.00</b>	<b>0.00</b>	
166836	ASSET FORFEITURES PROGRAM	2016		(20,565.14)	60,945.37			40,380.23
166836	ASSET FORFEITURES PROGRAM	2017	40,380.23		1,243.23			41,623.46
				<b>(20,565.14)</b>	<b>62,188.60</b>	<b>0.00</b>	<b>0.00</b>	
166871	VICTIM/WITNESS ASSISTANCE PRG	2016		(14,594.00)	51,509.34			36,915.34
166871	VICTIM/WITNESS ASSISTANCE PRG	2017	36,915.34	(43,783.00)	12,891.35			6,023.69
				<b>(58,377.00)</b>	<b>64,400.69</b>	<b>0.00</b>	<b>0.00</b>	
166872	CAREER CRIMINAL PROGRAM	2016		(130,262.00)	130,262.00			0.00
				<b>(130,262.00)</b>	<b>130,262.00</b>	<b>0.00</b>	<b>0.00</b>	
166873	DEFENDANT/WITNESS TRIAL PRG	2016		(21,581.21)	90,632.43			69,051.22
166873	DEFENDANT/WITNESS TRIAL PRG	2017	69,051.22	(10,515.37)	(37,498.89)			21,036.96
				<b>(32,096.58)</b>	<b>53,133.54</b>	<b>0.00</b>	<b>0.00</b>	
166875	HIGHWAY SAFETY/IMPAIRED DRVG	2016			7,629.64			7,629.64
166875	HIGHWAY SAFETY/IMPAIRED DRVG	2017	7,629.64		6,524.26			14,153.90
				<b>0.00</b>	<b>14,153.90</b>	<b>0.00</b>	<b>0.00</b>	
166876	HIGHWAY SAFETY/TRAFFIC RECORDS	2016			4,507.85			4,507.85
166876	HIGHWAY SAFETY/TRAFFIC RECORDS	2017	4,507.85		5,738.50			10,246.35
				<b>0.00</b>	<b>10,246.35</b>	<b>0.00</b>	<b>0.00</b>	
166877	SOH GRANT-IN-AID	2016			33,852.08			33,852.08
166877	SOH GRANT-IN-AID	2017	33,852.08		69,772.10			103,624.18
				<b>0.00</b>	<b>103,624.18</b>	<b>0.00</b>	<b>0.00</b>	
176835	SPCL NEEDS ADVOCACY PRG	2017			42,562.64			42,562.64
				<b>0.00</b>	<b>42,562.64</b>	<b>0.00</b>	<b>0.00</b>	
176871	VICTIM/WITNESS ASSISTANCE PRG	2017			4,393.77			4,393.77
				<b>0.00</b>	<b>4,393.77</b>	<b>0.00</b>	<b>0.00</b>	
176872	CAREER CRIMINAL PROGRAM	2017			43,168.91			43,168.91
				<b>0.00</b>	<b>43,168.91</b>	<b>0.00</b>	<b>0.00</b>	
176879	DOMESTIC VIOLENCE INVESTIGATIO	2017		(5,823.00)	17,128.64			11,305.64
				<b>(5,823.00)</b>	<b>17,128.64</b>	<b>0.00</b>	<b>0.00</b>	
196071	VICTIM WITNESS BOOKS	2015	(7,280.00)					(7,280.00)

County of Maui

Prosecuting Attorney

Grant Revenues & Expenditures Quarterly Report - by Index and Fiscal Year as of 9/30/2016

Index	Index Title	FY	Beginning Fund Balance	Revenue	Expenditures	Transfers In	Transfers Out	Ending Fund Balance
196071	VICTIM WITNESS BOOKS	2016	(7,280.00)		(7,465.39)			(14,745.39)
196071	VICTIM WITNESS BOOKS	2017	(14,745.39)					(14,745.39)
				0.00	(7,465.39)	0.00	0.00	
	<b>Grand Total</b>			<b>(1,863,367.26)</b>	<b>2,053,520.18</b>	<b>(32,662.33)</b>	<b>0.00</b>	

County of Maui

Finance		Grant Revenues & Expenditures Quarterly Report - by Index and Fiscal Year as of 9/30/2016						
Index	Index Title	FY	Beginning Fund Balance	Revenue	Expenditures	Transfers In	Transfers Out	Ending Fund Balance
136407	STATE MOTOR VEHICLE REG FY13	2015	21,181.35	(21,181.35)	0.00	0.00	0.00	0.00
				<b>(21,181.35)</b>				
136408	STATE IDENTIFICATION PROGRAM	2015	29,719.03	(29,719.03)	0.00	0.00	0.00	0.00
				<b>(29,719.03)</b>				
136415	PERIODIC MTR VEH INSPTN FY13	2015	2,465.24	(2,465.24)	0.00	0.00	0.00	0.00
				<b>(2,465.24)</b>				
136423	COMML DRIVER'S LICENSE FY13	2015	10,510.96	(10,510.96)	0.00	0.00	0.00	0.00
				<b>(10,510.96)</b>				
146701	COMML DRIVER'S LICENSE FY14	2015	(3,908.93)	(27,450.52)	31,359.45	0.00	0.00	0.00
				<b>(27,450.52)</b>	<b>31,359.45</b>			
146702	PERIODIC MTR VEH INSPTN FY14	2015	(32,000.40)	23,388.80	8,611.60	0.00	0.00	(0.00)
				<b>23,388.80</b>	<b>8,611.60</b>			
146703	STATE IDENTIFICATION PROGRAM	2015	(30,468.71)	27,636.45	2,832.26	0.00	0.00	0.00
				<b>27,636.45</b>	<b>2,832.26</b>			
146706	STATE MOTOR VEH REGISTRATION	2015	42,698.44	(48,721.44)	6,023.00	0.00	0.00	0.00
				<b>(48,721.44)</b>	<b>6,023.00</b>			
156701	COMML DRIVER'S LICENSE FY15	2015		(482,132.07)	482,132.07	0.00	0.00	0.00
				<b>(482,132.07)</b>	<b>482,132.07</b>			
156702	PERIODIC MTR VEH INSPTN FY15	2015		(432,067.40)	432,067.40	0.00	0.00	(0.00)
				<b>(432,067.40)</b>	<b>432,067.40</b>			
156706	STATE MOTOR VEH REGISTRATION	2015		(255,073.47)	255,073.47	0.00	0.00	(0.00)
				<b>(255,073.47)</b>	<b>255,073.47</b>			
156707	STATE IDENTIFICATION PROGRAM	2015		(222,471.82)	222,471.82	0.00	0.00	0.00
				<b>(222,471.82)</b>	<b>222,471.82</b>			
166725	COMML DRIVER'S LICENSE FY16	2016		(458,147.20)	458,147.20	0.00	0.00	(0.00)
				<b>(458,147.20)</b>	<b>458,147.20</b>			
166726	PERIODIC MTR VEH INSPTN FY16	2016		(453,167.35)	453,167.35	0.00	0.00	0.00
				<b>(453,167.35)</b>	<b>453,167.35</b>			
166727	STATE IDENTIFICATION PROGRAM	2016		(225,882.58)	225,882.58	0.00	0.00	0.00
				<b>(225,882.58)</b>	<b>225,882.58</b>			
166728	STATE MOTOR VEH REGISTRATION	2016		(301,233.42)	301,233.42			0.00

County of Maui

<b>Finance</b>		<b>Grant Revenues &amp; Expenditures Quarterly Report - by Index and Fiscal Year as of 9/30/2016</b>						
<b>Index</b>	<b>Index Title</b>	<b>FY</b>	<b>Beginning Fund Balance</b>	<b>Revenue</b>	<b>Expenditures</b>	<b>Transfers In</b>	<b>Transfers Out</b>	<b>Ending Fund Balance</b>
				<u>(301,233.42)</u>	<u>301,233.42</u>	<u>0.00</u>	<u>0.00</u>	
176725	COMML DRIVER'S LICENSE FY17	2017		(94,423.28)	115,313.26			20,889.98
				<u>(94,423.28)</u>	<u>115,313.26</u>	<u>0.00</u>	<u>0.00</u>	
176726	PERIODIC MTR VEH INSPTN FY17	2017		(89,750.83)	107,018.20			17,267.37
				<u>(89,750.83)</u>	<u>107,018.20</u>	<u>0.00</u>	<u>0.00</u>	
176727	STATE IDENTIFICATION PROGRAM	2017		(35,406.22)	50,085.71			14,679.49
				<u>(35,406.22)</u>	<u>50,085.71</u>	<u>0.00</u>	<u>0.00</u>	
176728	STATE MOTOR VEH REGISTRATION	2017		(61,126.83)	75,673.92			14,547.09
				<u>(61,126.83)</u>	<u>75,673.92</u>	<u>0.00</u>	<u>0.00</u>	
	<b>Grand Total</b>			<b>(3,199,905.76)</b>	<b>3,227,092.71</b>	<b>0.00</b>	<b>0.00</b>	

County of Maui

Grant Revenues & Expenditures Quarterly Report - by Index and Fiscal Year as of 9/30/2016

Planning

Index	Index Title	FY	Beginning Fund Balance	Revenue	Expenditures	Transfers In	Transfers Out	Ending Fund Balance
116204	PRIVATE DONATION-PLNNG-HUTAFF	2015	(51.74)					(51.74)
116204	PRIVATE DONATION-PLNNG-HUTAFF	2016	(51.74)		51.74			0.00
				<b>0.00</b>	<b>51.74</b>	<b>0.00</b>	<b>0.00</b>	
146901	COASTAL ZONE MANAGEMENT PRG	2015	124,748.22	(338,696.99)	7,172.00			(206,776.77)
146901	COASTAL ZONE MANAGEMENT PRG	2016	(206,776.77)		206,776.77			0.00
				<b>(338,696.99)</b>	<b>213,948.77</b>	<b>0.00</b>	<b>0.00</b>	
146905	UH SEA GRANT COLLEGE PROGRAM	2015		(65,375.00)	63,018.58			(2,356.42)
146905	UH SEA GRANT COLLEGE PROGRAM	2016	(2,356.42)		2,356.42			0.00
				<b>(65,375.00)</b>	<b>65,375.00</b>	<b>0.00</b>	<b>0.00</b>	
156800	COASTAL ZONE MANAGEMENT FY15	2015			179,312.79			179,312.79
156800	COASTAL ZONE MANAGEMENT FY15	2016	179,312.79	(339,286.41)	159,973.62			0.00
				<b>(339,286.41)</b>	<b>339,286.41</b>	<b>0.00</b>	<b>0.00</b>	
156802	CERTIFIED LOCAL GOVT PRG	2015		(8,677.02)				(8,677.02)
156802	CERTIFIED LOCAL GOVT PRG	2016	(8,677.02)					(8,677.02)
156802	CERTIFIED LOCAL GOVT PRG	2017	(8,677.02)		8,677.02			0.00
				<b>(8,677.02)</b>	<b>8,677.02</b>	<b>0.00</b>	<b>0.00</b>	
166801	COASTAL ZONE MANAGEMENT FY16	2016			194,616.43			194,616.43
166801	COASTAL ZONE MANAGEMENT FY16	2017	194,616.43		8,658.00			203,274.43
				<b>0.00</b>	<b>203,274.43</b>	<b>0.00</b>	<b>0.00</b>	
176801	COASTAL ZONE MANAGEMENT FY17	2017			48,486.61			48,486.61
				<b>0.00</b>	<b>48,486.61</b>	<b>0.00</b>	<b>0.00</b>	
<b>Grand Total</b>				<b>(752,035.42)</b>	<b>879,099.98</b>	<b>0.00</b>	<b>0.00</b>	

County of Maui

Grant Revenues & Expenditures Quarterly Report - by Index and Fiscal Year as of 9/30/2016

Police

Index	Index Title	FY	Beginning Fund Balance	Revenue	Expenditures	Transfers In	Transfers Out	Ending Fund Balance
106521	G.R.E.A.T ATC000110	2015	304.39					304.39
106521	G.R.E.A.T ATC000110	2016	304.39		(304.39)			0.00
				<u>0.00</u>	<u>(304.39)</u>	<u>0.00</u>	<u>0.00</u>	
106806	D.A.R.E.(DOE)FY10 MOA DO413#5	2015	479.33					479.33
106806	D.A.R.E.(DOE)FY10 MOA DO413#5	2016	479.33		(479.33)			0.00
				<u>0.00</u>	<u>(479.33)</u>	<u>0.00</u>	<u>0.00</u>	
116333	JUVENILE ACCT INCENTIVE DHS01	2015	658.84					658.84
116333	JUVENILE ACCT INCENTIVE DHS01	2016	658.84		(658.84)			0.00
				<u>0.00</u>	<u>(658.84)</u>	<u>0.00</u>	<u>0.00</u>	
116355	MAUI CHILD PASSENGER SAFTEY	2015	(541.18)					(541.18)
116355	MAUI CHILD PASSENGER SAFTEY	2016	(541.18)		541.18			0.00
				<u>0.00</u>	<u>541.18</u>	<u>0.00</u>	<u>0.00</u>	
116363	COPS HIRING PROGRAM	2015	133,325.64	(230,035.92)	96,710.28			(0.00)
				<u>(230,035.92)</u>	<u>96,710.28</u>	<u>0.00</u>	<u>0.00</u>	
116500	COPS TECHNOLOGY GRANT USDJUSTC	2015	(462.69)					(462.69)
116500	COPS TECHNOLOGY GRANT USDJUSTC	2016	(462.69)		462.69			0.00
				<u>0.00</u>	<u>462.69</u>	<u>0.00</u>	<u>0.00</u>	
116510	BULLETPROOF VEST GRNT USDJUSTC	2015	(13,085.32)					(13,085.32)
116510	BULLETPROOF VEST GRNT USDJUSTC	2016	(13,085.32)		13,085.32			0.00
				<u>0.00</u>	<u>13,085.32</u>	<u>0.00</u>	<u>0.00</u>	
116705	YOUTH GANG DHS-2000-OYS-8048	2015	194.79					194.79
116705	YOUTH GANG DHS-2000-OYS-8048	2016	194.79		(194.79)			0.00
				<u>0.00</u>	<u>(194.79)</u>	<u>0.00</u>	<u>0.00</u>	
116904	SAFE & DRUG FREE SCHLS #2 DHS	2015	(252.05)					(252.05)
116904	SAFE & DRUG FREE SCHLS #2 DHS	2016	(252.05)		252.05			0.00
				<u>0.00</u>	<u>252.05</u>	<u>0.00</u>	<u>0.00</u>	
126300	LLE BLOCK GRANT 2001-LB-BX1458	2015	132.23					132.23
126300	LLE BLOCK GRANT 2001-LB-BX1458	2016	132.23		(132.23)			0.00
				<u>0.00</u>	<u>(132.23)</u>	<u>0.00</u>	<u>0.00</u>	
126331	MPD ROADBLOCK PROGRA-AL02-02	2015	322.12					322.12
126331	MPD ROADBLOCK PROGRA-AL02-02	2016	322.12		(322.12)			0.00
				<u>0.00</u>	<u>(322.12)</u>	<u>0.00</u>	<u>0.00</u>	



County of Maui

Police Grant Revenues & Expenditures Quarterly Report - by Index and Fiscal Year as of 9/30/2016

Index	Index Title	FY	Beginning Fund Balance	Revenue	Expenditures	Transfers In	Transfers Out	Ending Fund Balance
126333	JUV ACT/INC BG DHS-2-OYS-1160A	2015	(7,482.95)					(7,482.95)
126333	JUV ACT/INC BG DHS-2-OYS-1160A	2016	(7,482.95)		7,482.95			0.00
				<u>0.00</u>	<u>7,482.95</u>	<u>0.00</u>	<u>0.00</u>	
126335	JUV ACT/INC BG DHS-2-OYS-1160B	2015	(579.95)					(579.95)
126335	JUV ACT/INC BG DHS-2-OYS-1160B	2016	(579.95)		579.95			0.00
				<u>0.00</u>	<u>579.95</u>	<u>0.00</u>	<u>0.00</u>	
126340	PROHIBITING ALCOHOL SALES TO M	2015	99.31					99.31
126340	PROHIBITING ALCOHOL SALES TO M	2016	99.31					99.31
126340	PROHIBITING ALCOHOL SALES TO M	2017	99.31					99.31
				<u>0.00</u>	<u>0.00</u>	<u>0.00</u>	<u>0.00</u>	
126344	MAUI SAFECOMM SPEED SC02-06(03	2015	(1,176.53)					(1,176.53)
126344	MAUI SAFECOMM SPEED SC02-06(03	2016	(1,176.53)		1,176.53			0.00
				<u>0.00</u>	<u>1,176.53</u>	<u>0.00</u>	<u>0.00</u>	
126355	KEIKI INJURY PRTCTN CLTN/02-05	2015	2,383.19					2,383.19
126355	KEIKI INJURY PRTCTN CLTN/02-05	2016	2,383.19		(2,383.19)			0.00
				<u>0.00</u>	<u>(2,383.19)</u>	<u>0.00</u>	<u>0.00</u>	
126356	MAUI SEAT BELT ENFCT OP02-05	2015	11,869.64					11,869.64
126356	MAUI SEAT BELT ENFCT OP02-05	2016	11,869.64		(11,869.64)			0.00
				<u>0.00</u>	<u>(11,869.64)</u>	<u>0.00</u>	<u>0.00</u>	
126365	FED EQT/SHARING FORFEITURE POL	2015	(863.82)					(863.82)
126365	FED EQT/SHARING FORFEITURE POL	2016	(863.82)					(863.82)
126365	FED EQT/SHARING FORFEITURE POL	2017	(863.82)					(863.82)
				<u>0.00</u>	<u>0.00</u>	<u>0.00</u>	<u>0.00</u>	
126399	911 EMERGENCY MEDICAL FY02	2015	(1,200.00)					(1,200.00)
126399	911 EMERGENCY MEDICAL FY02	2016	(1,200.00)		1,200.00			0.00
				<u>0.00</u>	<u>1,200.00</u>	<u>0.00</u>	<u>0.00</u>	
126430	CLANDSTINE LAB RSPNSE TM00DB18	2015	275.72					275.72
126430	CLANDSTINE LAB RSPNSE TM00DB18	2016	275.72		(275.72)			0.00
				<u>0.00</u>	<u>(275.72)</u>	<u>0.00</u>	<u>0.00</u>	
126501	COPS IN SCHOOL AWARD	2015	(38,462.46)					(38,462.46)
126501	COPS IN SCHOOL AWARD	2016	(38,462.46)		38,462.46			0.00
				<u>0.00</u>	<u>38,462.46</u>	<u>0.00</u>	<u>0.00</u>	

County of Maui

Grant Revenues & Expenditures Quarterly Report - by Index and Fiscal Year as of 9/30/2016

Police

Index	Index Title	FY	Beginning Fund Balance	Revenue	Expenditures	Transfers In	Transfers Out	Ending Fund Balance
126505	S/W MARIJUANA ERAD #01-DB-4	2015	829.73					829.73
126505	S/W MARIJUANA ERAD #01-DB-4	2016	829.73		(829.73)			0.00
				<u>0.00</u>	<u>(829.73)</u>	<u>0.00</u>	<u>0.00</u>	
126550	MARIJUANA ERADICATION DEA 2002	2015	(1,034.82)					(1,034.82)
126550	MARIJUANA ERADICATION DEA 2002	2016	(1,034.82)					(1,034.82)
126550	MARIJUANA ERADICATION DEA 2002	2017	(1,034.82)					(1,034.82)
				<u>0.00</u>	<u>0.00</u>	<u>0.00</u>	<u>0.00</u>	
126901	SW NARCOTICS TASK FORCE 01DB11	2015	6,500.00					6,500.00
126901	SW NARCOTICS TASK FORCE 01DB11	2016	6,500.00		(6,500.00)			0.00
				<u>0.00</u>	<u>(6,500.00)</u>	<u>0.00</u>	<u>0.00</u>	
126903	SAFE/DRUG FREE SCHOOLS #3 DHS	2015	4,291.33					4,291.33
126903	SAFE/DRUG FREE SCHOOLS #3 DHS	2016	4,291.33		(4,291.33)			0.00
				<u>0.00</u>	<u>(4,291.33)</u>	<u>0.00</u>	<u>0.00</u>	
126905	D.A.R.E.PRGRM(DOE) 02 #18475	2015	1,338.75					1,338.75
126905	D.A.R.E.PRGRM(DOE) 02 #18475	2016	1,338.75		(1,338.75)			0.00
				<u>0.00</u>	<u>(1,338.75)</u>	<u>0.00</u>	<u>0.00</u>	
126908	TRAINING GRANTS-SOH VARIOUS	2015	9,815.45		203.00			10,018.45
126908	TRAINING GRANTS-SOH VARIOUS	2016	10,018.45		(1,154.95)			8,863.50
126908	TRAINING GRANTS-SOH VARIOUS	2017	8,863.50					8,863.50
				<u>0.00</u>	<u>(951.95)</u>	<u>0.00</u>	<u>0.00</u>	
136177	VAWA/SEXUAL ASSAULT EXAMINATIO	2015	24,760.31	(27,719.00)	2,958.69			0.00
				<u>(27,719.00)</u>	<u>2,958.69</u>	<u>0.00</u>	<u>0.00</u>	
136301	STATE E911 WIRELESS COMMISSIO	2015	(10,562.57)					(10,562.57)
136301	STATE E911 WIRELESS COMMISSIO	2016	(10,562.57)		2,466.66			(8,095.91)
136301	STATE E911 WIRELESS COMMISSIO	2017	(8,095.91)					(8,095.91)
				<u>0.00</u>	<u>2,466.66</u>	<u>0.00</u>	<u>0.00</u>	
136302	VAWA/DOMESTIC VIOLENCE OUTREAC	2015	240.48	(14,000.00)	16,979.63			3,220.11
136302	VAWA/DOMESTIC VIOLENCE OUTREAC	2016	3,220.11	(24,000.00)	24,573.89			3,794.00
136302	VAWA/DOMESTIC VIOLENCE OUTREAC	2017	3,794.00	(3,794.00)				0.00
				<u>(41,794.00)</u>	<u>41,553.52</u>	<u>0.00</u>	<u>0.00</u>	
136303	HIGH INTENSITY DRUG TRAFFICKIN	2015	9,616.40	(46,123.39)	33,506.99			(3,000.00)
136303	HIGH INTENSITY DRUG TRAFFICKIN	2016	(3,000.00)	3,000.00				0.00

County of Maui

Grant Revenues & Expenditures Quarterly Report - by Index and Fiscal Year as of 9/30/2016

Police

Index	Index Title	FY	Beginning Fund Balance	Revenue	Expenditures	Transfers In	Transfers Out	Ending Fund Balance
				<u>(43,123.39)</u>	<u>33,506.99</u>	<u>0.00</u>	<u>0.00</u>	
136304	JUVENILE ACCT INCENTIVE BLCK	2015	(3,162.20)		3,162.20			0.00
				<u>0.00</u>	<u>3,162.20</u>	<u>0.00</u>	<u>0.00</u>	
136330	DOH-ADAD TOBACCO SALES-MINORS	2015	(1,015.70)					(1,015.70)
136330	DOH-ADAD TOBACCO SALES-MINORS	2016	(1,015.70)		1,015.70			0.00
				<u>0.00</u>	<u>1,015.70</u>	<u>0.00</u>	<u>0.00</u>	
136331	MPD ROADBLOCK PROGRAM	2015	6,926.72	(8,314.20)	1,387.48			0.00
				<u>(8,314.20)</u>	<u>1,387.48</u>	<u>0.00</u>	<u>0.00</u>	
136333	JUV ACT/INCNTV B/G PROJ#P.O.I.	2015	(6,678.32)					(6,678.32)
136333	JUV ACT/INCNTV B/G PROJ#P.O.I.	2016	(6,678.32)		6,678.32			0.00
				<u>0.00</u>	<u>6,678.32</u>	<u>0.00</u>	<u>0.00</u>	
136335	J/ACT/INCNTV/BG PROJ#COMP STRA	2015	(2,226.75)					(2,226.75)
136335	J/ACT/INCNTV/BG PROJ#COMP STRA	2016	(2,226.75)		2,226.75			0.00
				<u>0.00</u>	<u>2,226.75</u>	<u>0.00</u>	<u>0.00</u>	
136344	MAUI SAFE COMM SPEED	2015	(3,110.54)		(414.99)			(3,525.53)
136344	MAUI SAFE COMM SPEED	2016	(3,525.53)		3,525.53			0.00
				<u>0.00</u>	<u>3,110.54</u>	<u>0.00</u>	<u>0.00</u>	
136349	MAUI SPEED ENFORCEMENT	2015	(7,293.90)	8,314.20	(1,020.30)			0.00
				<u>8,314.20</u>	<u>(1,020.30)</u>	<u>0.00</u>	<u>0.00</u>	
136351	MPD DATA RECORDS	2015	6,224.00		(6,224.00)			0.00
				<u>0.00</u>	<u>(6,224.00)</u>	<u>0.00</u>	<u>0.00</u>	
136356	MPD SEATBELT PRGRM-OPO3-05(01M	2015	(32,203.19)					(32,203.19)
136356	MPD SEATBELT PRGRM-OPO3-05(01M	2016	(32,203.19)		32,203.19			0.00
				<u>0.00</u>	<u>32,203.19</u>	<u>0.00</u>	<u>0.00</u>	
136365	FED EQT/SHARING FORFEITURE POL	2015	(134.78)					(134.78)
136365	FED EQT/SHARING FORFEITURE POL	2016	(134.78)					(134.78)
136365	FED EQT/SHARING FORFEITURE POL	2017	(134.78)					(134.78)
				<u>0.00</u>	<u>0.00</u>	<u>0.00</u>	<u>0.00</u>	
136399	911 EMS FY03LOG#98-320 MOD#5	2015	67,631.31					67,631.31
136399	911 EMS FY03LOG#98-320 MOD#5	2016	67,631.31		(67,631.31)			0.00
				<u>0.00</u>	<u>(67,631.31)</u>	<u>0.00</u>	<u>0.00</u>	
136537	DOH PROHIBITING TOBACCO SALES	2015		(1,625.77)	1,625.77			0.00

County of Maui

Police Grant Revenues & Expenditures Quarterly Report - by Index and Fiscal Year as of 9/30/2016

Index	Index Title	FY	Beginning Fund Balance	Revenue	Expenditures	Transfers In	Transfers Out	Ending Fund Balance
				<u>(1,625.77)</u>	<u>1,625.77</u>	<u>0.00</u>	<u>0.00</u>	
136902	TRAINING GRANTS FY2013	2015	(3,273.35)					(3,273.35)
136902	TRAINING GRANTS FY2013	2016	(3,273.35)					(3,273.35)
136902	TRAINING GRANTS FY2013	2017	<u>(3,273.35)</u>					<u>(3,273.35)</u>
				<u>0.00</u>	<u>0.00</u>	<u>0.00</u>	<u>0.00</u>	
136907	HAWAII NARCOTICS TASK FORCE	2015	9,592.03	(26,469.00)	16,876.97			(0.00)
				<u>(26,469.00)</u>	<u>16,876.97</u>	<u>0.00</u>	<u>0.00</u>	
136910	HI INTRAGENCY MOBLE POLICE 02	2015	(2,506.82)					(2,506.82)
136910	HI INTRAGENCY MOBLE POLICE 02	2016	(2,506.82)					(2,506.82)
136910	HI INTRAGENCY MOBLE POLICE 02	2017	<u>(2,506.82)</u>					<u>(2,506.82)</u>
				<u>0.00</u>	<u>0.00</u>	<u>0.00</u>	<u>0.00</u>	
146026	TRAINING GRANTS FY2014	2015	4,197.47	(4,480.40)	66.80			(216.13)
146026	TRAINING GRANTS FY2014	2016	(216.13)					(216.13)
146026	TRAINING GRANTS FY2014	2017	<u>(216.13)</u>					<u>(216.13)</u>
				<u>(4,480.40)</u>	<u>66.80</u>	<u>0.00</u>	<u>0.00</u>	
146030	STATE E911 WIRELESS COMMISSION	2015	103,873.53	(147,604.59)	43,080.84			(650.22)
146030	STATE E911 WIRELESS COMMISSION	2016	(650.22)	712.20	(61.98)			0.00
				<u>(146,892.39)</u>	<u>43,018.86</u>	<u>0.00</u>	<u>0.00</u>	
146031	911 EMERGENCY MEDICAL SVC	2015	38,556.72	(51,881.09)	13,324.37			0.00
				<u>(51,881.09)</u>	<u>13,324.37</u>	<u>0.00</u>	<u>0.00</u>	
146033	MPD TRAFFIC SERVICES	2015	13,090.21	(35,459.71)	22,369.50			0.00
				<u>(35,459.71)</u>	<u>22,369.50</u>	<u>0.00</u>	<u>0.00</u>	
146034	DISTRACTED DRIVING ENFORCEMENT	2015	18,466.10	(27,890.97)	9,424.87			(0.00)
				<u>(27,890.97)</u>	<u>9,424.87</u>	<u>0.00</u>	<u>0.00</u>	
146037	FFY14 MPD SEAT BELT PROGRAM	2015	11,050.82	(26,547.23)	15,496.41			0.00
				<u>(26,547.23)</u>	<u>15,496.41</u>	<u>0.00</u>	<u>0.00</u>	
146038	FFY14 SPEED ENFORCEMENT	2015	20,825.10	(53,209.42)	32,384.32			0.00
				<u>(53,209.42)</u>	<u>32,384.32</u>	<u>0.00</u>	<u>0.00</u>	
146039	FFY14 MPD TRAFFIC DATA RECORDS	2015	791.60	(1,562.80)	771.20			0.00
				<u>(1,562.80)</u>	<u>771.20</u>	<u>0.00</u>	<u>0.00</u>	
146042	MPD CHILD RESTRAINT PROJECT	2015	5,915.55	(13,862.77)	8,031.72			84.50
146042	MPD CHILD RESTRAINT PROJECT	2016	84.50		(84.50)			0.00

County of Maui

Grant Revenues & Expenditures Quarterly Report - by Index and Fiscal Year as of 9/30/2016

Police

Index	Index Title	FY	Beginning Fund Balance	Revenue	Expenditures	Transfers In	Transfers Out	Ending Fund Balance
				<b>(13,862.77)</b>	<b>7,947.22</b>	<b>0.00</b>	<b>0.00</b>	
146044	MPD ROADBLOCK PROGRAM	2015	50,656.39	(104,210.37)	53,553.98			0.00
				<b>(104,210.37)</b>	<b>53,553.98</b>	<b>0.00</b>	<b>0.00</b>	
146045	VIOLENCE AGAINST WOMEN ACT	2015	3,552.68	(6,000.00)	17,813.43			15,366.11
146045	VIOLENCE AGAINST WOMEN ACT	2016	15,366.11	(25,000.00)	10,750.15			1,116.26
146045	VIOLENCE AGAINST WOMEN ACT	2017	1,116.26	(2,000.00)	4,548.05			3,664.31
				<b>(33,000.00)</b>	<b>33,111.63</b>	<b>0.00</b>	<b>0.00</b>	
146046	JUVENILE ACCT INCENTIVE BLCK	2015	11,230.31	(43,259.99)	39,881.13			7,851.45
146046	JUVENILE ACCT INCENTIVE BLCK	2016	7,851.45	(8,136.30)	284.85			0.00
				<b>(51,396.29)</b>	<b>40,165.98</b>	<b>0.00</b>	<b>0.00</b>	
146047	SW MARIJUANA ERADICATION	2015	320.96	(3,000.00)	4,335.91			1,656.87
146047	SW MARIJUANA ERADICATION	2016	1,656.87	(43,727.00)	42,070.13			0.00
				<b>(46,727.00)</b>	<b>46,406.04</b>	<b>0.00</b>	<b>0.00</b>	
146051	DOMESTIC CANNABIS DEA	2015	(86,815.84)	33,347.54	53,468.30			0.00
				<b>33,347.54</b>	<b>53,468.30</b>	<b>0.00</b>	<b>0.00</b>	
146053	E BYRNE/EPIC AWARENESS	2015		(13,000.00)	14,430.61			1,430.61
146053	E BYRNE/EPIC AWARENESS	2016	1,430.61	(90,944.08)	89,513.47			(0.00)
				<b>(103,944.08)</b>	<b>103,944.08</b>	<b>0.00</b>	<b>0.00</b>	
146365	POLICE FORFEITURES	2015	(9,175.25)					(9,175.25)
146365	POLICE FORFEITURES	2016	(9,175.25)					(9,175.25)
146365	POLICE FORFEITURES	2017	(9,175.25)					(9,175.25)
				<b>0.00</b>	<b>0.00</b>	<b>0.00</b>	<b>0.00</b>	
146400	911 EMS DOH 04 LOG#04-337	2015	22,572.34					22,572.34
146400	911 EMS DOH 04 LOG#04-337	2016	22,572.34		(22,572.34)			0.00
				<b>0.00</b>	<b>(22,572.34)</b>	<b>0.00</b>	<b>0.00</b>	
146502	ANALYTICAL EQUIP & INFO MGT SY	2015	4,813.63					4,813.63
146502	ANALYTICAL EQUIP & INFO MGT SY	2016	4,813.63		(4,813.63)			0.00
				<b>0.00</b>	<b>(4,813.63)</b>	<b>0.00</b>	<b>0.00</b>	
146550	MARIJUANA ERADCTN DEA 2003-51	2015	(6,254.17)					(6,254.17)
146550	MARIJUANA ERADCTN DEA 2003-51	2016	(6,254.17)		322.43			(5,931.74)
146550	MARIJUANA ERADCTN DEA 2003-51	2017	(5,931.74)					(5,931.74)
				<b>0.00</b>	<b>322.43</b>	<b>0.00</b>	<b>0.00</b>	

County of Maui

Police Grant Revenues & Expenditures Quarterly Report - by Index and Fiscal Year as of 9/30/2016

Index	Index Title	FY	Beginning Fund Balance	Revenue	Expenditures	Transfers In	Transfers Out	Ending Fund Balance
146553	DOMESTIC CANNABIS DEA 2004-53	2015	(13,771.67)					(13,771.67)
146553	DOMESTIC CANNABIS DEA 2004-53	2016	(13,771.67)	12,939.15	832.52			0.00
				<b>12,939.15</b>	<b>832.52</b>	<b>0.00</b>	<b>0.00</b>	
156024	TRAINING GRANTS FY2015	2015		(1,921.87)	12,185.39			10,263.52
156024	TRAINING GRANTS FY2015	2016	10,263.52		(4,184.58)			6,078.94
156024	TRAINING GRANTS FY2015	2017	6,078.94					6,078.94
				<b>(1,921.87)</b>	<b>8,000.81</b>	<b>0.00</b>	<b>0.00</b>	
156030	STATE E911 WIRELESS COMMISSION	2015		(602,095.99)	1,127,334.49			525,238.50
156030	STATE E911 WIRELESS COMMISSION	2016	525,238.50	(498,495.20)	283.19			27,026.49
156030	STATE E911 WIRELESS COMMISSION	2017	27,026.49					27,026.49
				<b>(1,100,591.19)</b>	<b>1,127,617.68</b>	<b>0.00</b>	<b>0.00</b>	
156031	911 EMERGENCY MEDICAL SVC	2015		(250,180.18)	326,103.09			75,922.91
156031	911 EMERGENCY MEDICAL SVC	2016	75,922.91	(91,007.41)	15,084.50			0.00
				<b>(341,187.59)</b>	<b>341,187.59</b>	<b>0.00</b>	<b>0.00</b>	
156033	MPD TRAFFIC SERVICES	2015			33,897.68			33,897.68
156033	MPD TRAFFIC SERVICES	2016	33,897.68	(37,104.52)	3,206.84			0.00
				<b>(37,104.52)</b>	<b>37,104.52</b>	<b>0.00</b>	<b>0.00</b>	
156035	PROHIBIT TOBACCO SALES TO M	2016		(8,921.91)	10,676.39			1,754.48
156035	PROHIBIT TOBACCO SALES TO M	2017	1,754.48	(1,754.48)				0.00
				<b>(10,676.39)</b>	<b>10,676.39</b>	<b>0.00</b>	<b>0.00</b>	
156037	FFY15 MPD SEAT BELT PROGRAM	2015		(17,984.56)	29,143.32			11,158.76
156037	FFY15 MPD SEAT BELT PROGRAM	2016	11,158.76	(23,931.08)	12,772.32			(0.00)
				<b>(41,915.64)</b>	<b>41,915.64</b>	<b>0.00</b>	<b>0.00</b>	
156038	FFY15 SPEED ENFORCEMENT	2015		(4,085.65)	28,065.89			23,980.24
156038	FFY15 SPEED ENFORCEMENT	2016	23,980.24	(43,009.95)	19,029.71			0.00
				<b>(47,095.60)</b>	<b>47,095.60</b>	<b>0.00</b>	<b>0.00</b>	
156039	FFY15 MPD TRAFFIC DATA RECORDS	2015		(6,002.78)	16,714.91			10,712.13
156039	FFY15 MPD TRAFFIC DATA RECORDS	2016	10,712.13	(29,412.38)	18,700.25			0.00
				<b>(35,415.16)</b>	<b>35,415.16</b>	<b>0.00</b>	<b>0.00</b>	
156040	DISTRACTED DRIVING ENFORCEMENT	2015		(91.50)	91.50			0.00
156040	DISTRACTED DRIVING ENFORCEMENT	2016		(2,049.41)	2,049.41			0.00
				<b>(2,140.91)</b>	<b>2,140.91</b>	<b>0.00</b>	<b>0.00</b>	

County of Maui

Grant Revenues & Expenditures Quarterly Report - by Index and Fiscal Year as of 9/30/2016

Police

Index	Index Title	FY	Beginning Fund Balance	Revenue	Expenditures	Transfers In	Transfers Out	Ending Fund Balance
156044	MPD ROADBLOCK PROGRAM	2015		(54,578.20)	135,106.29			80,528.09
156044	MPD ROADBLOCK PROGRAM	2016	80,528.09	(203,039.80)	122,511.71			0.00
				<b>(257,618.00)</b>	<b>257,618.00</b>	<b>0.00</b>	<b>0.00</b>	
156046	KALO PROGRAM	2015		(66,037.64)	88,874.28			22,836.64
156046	KALO PROGRAM	2016	22,836.64	(22,962.36)	125.72			(0.00)
				<b>(89,000.00)</b>	<b>89,000.00</b>	<b>0.00</b>	<b>0.00</b>	
156051	DOMESTIC CANNABIS DEA	2015		(90,000.00)	1,637.82			(88,362.18)
156051	DOMESTIC CANNABIS DEA	2016	(88,362.18)		88,362.18			0.00
				<b>(90,000.00)</b>	<b>90,000.00</b>	<b>0.00</b>	<b>0.00</b>	
156053	HAWAII NARCOTICS TASK FORCE	2015		(11,000.00)	16,389.96			5,389.96
156053	HAWAII NARCOTICS TASK FORCE	2016	5,389.96	(19,510.00)	14,120.04			(0.00)
				<b>(30,510.00)</b>	<b>30,510.00</b>	<b>0.00</b>	<b>0.00</b>	
156054	HIGH INTENSITY DRUG TRAFFICKIN	2015		(32,277.00)	65,295.78			33,018.78
156054	HIGH INTENSITY DRUG TRAFFICKIN	2016	33,018.78	(164,110.00)	131,091.22			(0.00)
				<b>(196,387.00)</b>	<b>196,387.00</b>	<b>0.00</b>	<b>0.00</b>	
156056	MPD CHILD RESTRAINT PROJ	2015		(5,511.83)	12,236.72			6,724.89
156056	MPD CHILD RESTRAINT PROJ	2016	6,724.89	(14,899.11)	8,174.22			0.00
				<b>(20,410.94)</b>	<b>20,410.94</b>	<b>0.00</b>	<b>0.00</b>	
156058	JUVENILE ACCT INCENTIVE BLCK	2015			4,492.24			4,492.24
156058	JUVENILE ACCT INCENTIVE BLCK	2016	4,492.24	(60,248.67)	70,770.76			15,014.33
156058	JUVENILE ACCT INCENTIVE BLCK	2017	15,014.33	(15,014.33)				0.00
				<b>(75,263.00)</b>	<b>75,263.00</b>	<b>0.00</b>	<b>0.00</b>	
156333	JUV/ACT/BG POI DHS-05-OYS-2153	2015	(4,956.25)					(4,956.25)
156333	JUV/ACT/BG POI DHS-05-OYS-2153	2016	(4,956.25)		4,956.25			0.00
				<b>0.00</b>	<b>4,956.25</b>	<b>0.00</b>	<b>0.00</b>	
156522	G.R.E.A.T. ATF 2004-JV-FX-0133	2015	(109.70)					(109.70)
156522	G.R.E.A.T. ATF 2004-JV-FX-0133	2016	(109.70)		109.70			0.00
				<b>0.00</b>	<b>109.70</b>	<b>0.00</b>	<b>0.00</b>	
156553	DOMESTIC CANNABIS DEA 2005-60	2015	(3,882.55)					(3,882.55)
156553	DOMESTIC CANNABIS DEA 2005-60	2016	(3,882.55)		3,882.55			0.00
				<b>0.00</b>	<b>3,882.55</b>	<b>0.00</b>	<b>0.00</b>	
156910	HI INTERAGNCY MOBILE POLICE03	2015	(4,278.78)					(4,278.78)

County of Maui

Police		Grant Revenues & Expenditures Quarterly Report - by Index and Fiscal Year as of 9/30/2016						
Index	Index Title	FY	Beginning Fund Balance	Revenue	Expenditures	Transfers In	Transfers Out	Ending Fund Balance
156910	HI INTERAGNCY MOBILE POLICE03	2016	(4,278.78)					(4,278.78)
156910	HI INTERAGNCY MOBILE POLICE03	2017	(4,278.78)					(4,278.78)
				<b>0.00</b>	<b>0.00</b>	<b>0.00</b>	<b>0.00</b>	
166365	FEDERAL POLICE FORFEITURES	2015	(1,621.35)					(1,621.35)
166365	FEDERAL POLICE FORFEITURES	2016	(1,621.35)					(1,621.35)
166365	FEDERAL POLICE FORFEITURES	2017	(1,621.35)					(1,621.35)
				<b>0.00</b>	<b>0.00</b>	<b>0.00</b>	<b>0.00</b>	
166508	SW MARIJUANA ERADCTN TASK FRCE	2015	(23,893.00)					(23,893.00)
166508	SW MARIJUANA ERADCTN TASK FRCE	2016	(23,893.00)		23,893.00			0.00
				<b>0.00</b>	<b>23,893.00</b>	<b>0.00</b>	<b>0.00</b>	
166509	POLICE AGAINST STREET SALES06	2015	(422.68)					(422.68)
166509	POLICE AGAINST STREET SALES06	2016	(422.68)					(422.68)
166509	POLICE AGAINST STREET SALES06	2017	(422.68)					(422.68)
				<b>0.00</b>	<b>0.00</b>	<b>0.00</b>	<b>0.00</b>	
166830	STATE E911 WIRELESS COMMISSION	2016		(666,988.34)	782,335.46			115,347.12
166830	STATE E911 WIRELESS COMMISSION	2017	115,347.12	(73,342.54)	21,834.73			63,839.31
				<b>(740,330.88)</b>	<b>804,170.19</b>	<b>0.00</b>	<b>0.00</b>	
166831	TRAINING GRANTS FY2016	2016			22,561.37			22,561.37
166831	TRAINING GRANTS FY2016	2017	22,561.37		(15,402.27)			7,159.10
				<b>0.00</b>	<b>7,159.10</b>	<b>0.00</b>	<b>0.00</b>	
166832	911 EMS DISPATCH COMMUNICATION	2016		(308,018.02)	354,514.44			46,496.42
166832	911 EMS DISPATCH COMMUNICATION	2017	46,496.42	(61,671.72)	15,383.10			207.80
				<b>(369,689.74)</b>	<b>369,897.54</b>	<b>0.00</b>	<b>0.00</b>	
166833	DOMESTIC VIOLENCE:STRANGULATIO	2016		(13,000.00)	18,896.22			5,896.22
166833	DOMESTIC VIOLENCE:STRANGULATIO	2017	5,896.22	(6,000.00)	996.71			892.93
				<b>(19,000.00)</b>	<b>19,892.93</b>	<b>0.00</b>	<b>0.00</b>	
166834	KALO PROGRAM	2016		(78,721.79)	88,562.40			9,840.61
166834	KALO PROGRAM	2017	9,840.61	(10,278.21)	437.60			0.00
				<b>(89,000.00)</b>	<b>89,000.00</b>	<b>0.00</b>	<b>0.00</b>	
166837	MPD TRAFFIC SERVICES	2016		(2,509.93)	40,278.48			37,768.55
166837	MPD TRAFFIC SERVICES	2017	37,768.55					37,768.55
				<b>(2,509.93)</b>	<b>40,278.48</b>	<b>0.00</b>	<b>0.00</b>	



County of Maui

Grant Revenues & Expenditures Quarterly Report - by Index and Fiscal Year as of 9/30/2016

Police

Index	Index Title	FY	Beginning Fund Balance	Revenue	Expenditures	Transfers In	Transfers Out	Ending Fund Balance
166838	MPD TRAFFIC DATA RECORDS	2016		(11,724.31)	209,736.68			198,012.37
166838	MPD TRAFFIC DATA RECORDS	2017	198,012.37		6,913.78			204,926.15
				<b>(11,724.31)</b>	<b>216,650.46</b>	<b>0.00</b>	<b>0.00</b>	
166839	MPD SPEED ENFORCEMENT	2016		(11,831.47)	76,959.37			65,127.90
166839	MPD SPEED ENFORCEMENT	2017	65,127.90		6,229.60			71,357.50
				<b>(11,831.47)</b>	<b>83,188.97</b>	<b>0.00</b>	<b>0.00</b>	
166840	MPD ROADBLOCK PROGRAM	2016		(68,928.00)	206,644.20			137,716.20
166840	MPD ROADBLOCK PROGRAM	2017	137,716.20		36,917.22			174,633.42
				<b>(68,928.00)</b>	<b>243,561.42</b>	<b>0.00</b>	<b>0.00</b>	
166841	DISTRACTED DRIVING ENFORCEMENT	2016		(550.41)	43,866.64			43,316.23
166841	DISTRACTED DRIVING ENFORCEMENT	2017	43,316.23					43,316.23
				<b>(550.41)</b>	<b>43,866.64</b>	<b>0.00</b>	<b>0.00</b>	
166842	HAWAII NARCOTICS TASK FORCE	2016		(22,848.00)	22,848.00			0.00
				<b>(22,848.00)</b>	<b>22,848.00</b>	<b>0.00</b>	<b>0.00</b>	
166843	MPD SEAT BELT PROGRAM	2016		(2,758.02)	25,872.25			23,114.23
166843	MPD SEAT BELT PROGRAM	2017	23,114.23					23,114.23
				<b>(2,758.02)</b>	<b>25,872.25</b>	<b>0.00</b>	<b>0.00</b>	
166844	HIGH INTENSITY DRUG TRAFFICKIN	2016		(137,822.84)	152,326.62			14,503.78
166844	HIGH INTENSITY DRUG TRAFFICKIN	2017	14,503.78	(25,872.16)	11,368.38			0.00
				<b>(163,695.00)</b>	<b>163,695.00</b>	<b>0.00</b>	<b>0.00</b>	
166845	MPD CHILD RESTRAINT PRG	2016		(3,126.80)	13,348.20			10,221.40
166845	MPD CHILD RESTRAINT PRG	2017	10,221.40		9,158.86			19,380.26
				<b>(3,126.80)</b>	<b>22,507.06</b>	<b>0.00</b>	<b>0.00</b>	
166847	HAWAII NARCOTICS TASK FORCE	2016			5,232.48			5,232.48
166847	HAWAII NARCOTICS TASK FORCE	2017	5,232.48	(5,000.00)	7,288.76			7,521.24
				<b>(5,000.00)</b>	<b>12,521.24</b>	<b>0.00</b>	<b>0.00</b>	
166848	SW MARIJUANA ERADICATION	2016			11,264.04			11,264.04
166848	SW MARIJUANA ERADICATION	2017	11,264.04	(11,000.00)	14,500.09			14,764.13
				<b>(11,000.00)</b>	<b>25,764.13</b>	<b>0.00</b>	<b>0.00</b>	
166855	SEX ASSAULT	2016			504.12			504.12
166855	SEX ASSAULT	2017	504.12		791.52			1,295.64
				<b>0.00</b>	<b>1,295.64</b>	<b>0.00</b>	<b>0.00</b>	

County of Maui

**Police** Grant Revenues & Expenditures Quarterly Report - by Index and Fiscal Year as of 9/30/2016

Index	Index Title	FY	Beginning Fund Balance	Revenue	Expenditures	Transfers In	Transfers Out	Ending Fund Balance
166856	DRUG ENFORCEMENT AGENCY	2016		(72,000.00)	9,054.50			(62,945.50)
166856	DRUG ENFORCEMENT AGENCY	2017	(62,945.50)		62,945.50			0.00
				<b>(72,000.00)</b>	<b>72,000.00</b>	<b>0.00</b>	<b>0.00</b>	
166857	POSITIVE OUTREACH INTERVENTION	2016			10,647.68			10,647.68
166857	POSITIVE OUTREACH INTERVENTION	2017	10,647.68	(10,647.68)	4,325.32			4,325.32
				<b>(10,647.68)</b>	<b>14,973.00</b>	<b>0.00</b>	<b>0.00</b>	
166858	PC FORENSIC SCIENCES IMPRV ACT	2017			6,822.46			6,822.46
				<b>0.00</b>	<b>6,822.46</b>	<b>0.00</b>	<b>0.00</b>	
176360	SW JUVENILE JUSTICE INFM/SYSTM	2015	(15,964.00)					(15,964.00)
176360	SW JUVENILE JUSTICE INFM/SYSTM	2016	(15,964.00)		15,964.00			0.00
				<b>0.00</b>	<b>15,964.00</b>	<b>0.00</b>	<b>0.00</b>	
176832	911 EMS DISPATCH COMMUNICATION	2017			79,997.03			79,997.03
				<b>0.00</b>	<b>79,997.03</b>	<b>0.00</b>	<b>0.00</b>	
176834	KALO PROGRAM	2017			1,352.56			1,352.56
				<b>0.00</b>	<b>1,352.56</b>	<b>0.00</b>	<b>0.00</b>	
176844	HIGH INTENSITY DRUG TRAFFICKIN	2017		(2,279.99)	20,622.83			18,342.84
				<b>(2,279.99)</b>	<b>20,622.83</b>	<b>0.00</b>	<b>0.00</b>	
176846	STATE E911 WIRELESS COMMISSION	2017		(43,384.38)	307,310.91			263,926.53
				<b>(43,384.38)</b>	<b>307,310.91</b>	<b>0.00</b>	<b>0.00</b>	
186436	DOMESTIC VIOLNC VCTMLSS 02WF17	2015	(20,358.79)					(20,358.79)
186436	DOMESTIC VIOLNC VCTMLSS 02WF17	2016	(20,358.79)		20,358.79			0.00
				<b>0.00</b>	<b>20,358.79</b>	<b>0.00</b>	<b>0.00</b>	
196355	MPD CHILD RESTRANT PRG FY09	2015	95.00					95.00
196355	MPD CHILD RESTRANT PRG FY09	2016	95.00		(95.00)			0.00
				<b>0.00</b>	<b>(95.00)</b>	<b>0.00</b>	<b>0.00</b>	
196362	FORFEITURES POLICE STATE	2015	(888.08)					(888.08)
196362	FORFEITURES POLICE STATE	2016	(888.08)					(888.08)
196362	FORFEITURES POLICE STATE	2017	(888.08)					(888.08)
				<b>0.00</b>	<b>0.00</b>	<b>0.00</b>	<b>0.00</b>	
196364	FED. TRY POLICE FORFEITURES	2015	(525.03)					(525.03)
196364	FED. TRY POLICE FORFEITURES	2016	(525.03)					(525.03)
196364	FED. TRY POLICE FORFEITURES	2017	(525.03)					(525.03)

County of Maui

Police		Grant Revenues & Expenditures Quarterly Report - by Index and Fiscal Year as of 9/30/2016						
Index	Index Title	FY	Beginning Fund Balance	Revenue	Expenditures	Transfers In	Transfers Out	Ending Fund Balance
				<u>0.00</u>	<u>0.00</u>	<u>0.00</u>	<u>0.00</u>	
196365	FED.JUSTICE POLICE FORFEITURES	2015	(33,051.04)	(25,000.00)	34,215.96			(23,835.08)
196365	FED.JUSTICE POLICE FORFEITURES	2016	(23,835.08)	5,257.15	(469.54)			(19,047.47)
196365	FED.JUSTICE POLICE FORFEITURES	2017	(19,047.47)	(149,005.42)				(168,052.89)
				<u>(168,748.27)</u>	<u>33,746.42</u>	<u>0.00</u>	<u>0.00</u>	
196901	SW NARCOTICS TASK FORCE 98DB6	2015	(509.30)					(509.30)
196901	SW NARCOTICS TASK FORCE 98DB6	2016	(509.30)		509.30			0.00
				<u>0.00</u>	<u>509.30</u>	<u>0.00</u>	<u>0.00</u>	
196905	WAILEA SPEED ENFORCEMENT	2015	(3,995.64)					(3,995.64)
196905	WAILEA SPEED ENFORCEMENT	2016	(3,995.64)		3,995.64			0.00
				<u>0.00</u>	<u>3,995.64</u>	<u>0.00</u>	<u>0.00</u>	
<b>Grand Total</b>				<b>(5,221,835.60)</b>	<b>5,865,452.84</b>	<b>0.00</b>	<b>0.00</b>	

County of Maui

Fire and Public Safety

Grant Revenues & Expenditures Quarterly Report - by Index and Fiscal Year as of 9/30/2016

Index	Index Title	FY	Beginning Fund Balance	Revenue	Expenditures	Transfers In	Transfers Out	Ending Fund Balance
106033	VOLUNTEER FIRE ASSTNCE DLNR10	2015	(180.05)					(180.05)
106033	VOLUNTEER FIRE ASSTNCE DLNR10	2016	(180.05)					(180.05)
106033	VOLUNTEER FIRE ASSTNCE DLNR10	2017	(180.05)					(180.05)
				<u>0.00</u>	<u>0.00</u>	<u>0.00</u>	<u>0.00</u>	
106047	EMS (FIRE)TRAINING (PVT)IAAI	2015	(1,275.81)					(1,275.81)
106047	EMS (FIRE)TRAINING (PVT)IAAI	2016	(1,275.81)					(1,275.81)
106047	EMS (FIRE)TRAINING (PVT)IAAI	2017	(1,275.81)					(1,275.81)
				<u>0.00</u>	<u>0.00</u>	<u>0.00</u>	<u>0.00</u>	
106049	FIRE/LEPC (DOH) HMEP	2015	(28,662.95)	(17,970.73)	6,958.03			(39,675.65)
106049	FIRE/LEPC (DOH) HMEP	2016	(39,675.65)	(13,522.72)	12,389.68			(40,808.69)
106049	FIRE/LEPC (DOH) HMEP	2017	(40,808.69)	(13,610.32)	7,027.97			(47,391.04)
				<u>(45,103.77)</u>	<u>26,375.68</u>	<u>0.00</u>	<u>0.00</u>	
116033	VOLUNTEER FIRE ASSTNCE DLNR11	2015	(1,432.15)					(1,432.15)
116033	VOLUNTEER FIRE ASSTNCE DLNR11	2016	(1,432.15)					(1,432.15)
116033	VOLUNTEER FIRE ASSTNCE DLNR11	2017	(1,432.15)					(1,432.15)
				<u>0.00</u>	<u>0.00</u>	<u>0.00</u>	<u>0.00</u>	
116046	MFD EQUIPMENT PURCHASE EMO1-04	2015	(163.16)					(163.16)
116046	MFD EQUIPMENT PURCHASE EMO1-04	2016	(163.16)					(163.16)
116046	MFD EQUIPMENT PURCHASE EMO1-04	2017	(163.16)					(163.16)
				<u>0.00</u>	<u>0.00</u>	<u>0.00</u>	<u>0.00</u>	
116047	PRIVATE DONATIONS-FIRE DEPT	2015	(19,800.48)	(400.00)				(20,200.48)
116047	PRIVATE DONATIONS-FIRE DEPT	2016	(20,200.48)					(20,200.48)
116047	PRIVATE DONATIONS-FIRE DEPT	2017	(20,200.48)					(20,200.48)
				<u>(400.00)</u>	<u>0.00</u>	<u>0.00</u>	<u>0.00</u>	
116090	HAZARDOUS MATRLS(HMEP) GRNT11	2015	2,831.60					2,831.60
116090	HAZARDOUS MATRLS(HMEP) GRNT11	2016	2,831.60					2,831.60
116090	HAZARDOUS MATRLS(HMEP) GRNT11	2017	2,831.60					2,831.60
				<u>0.00</u>	<u>0.00</u>	<u>0.00</u>	<u>0.00</u>	
126090	HMEP HAZARDOUS MATERIALS EM	2015	.60	(.60)				0.00
				<u>(0.60)</u>	<u>0.00</u>	<u>0.00</u>	<u>0.00</u>	
136033	VOLUNTEER FIRE ASSISTANCE FY13	2015	65,187.50	(65,187.50)				0.00
				<u>(65,187.50)</u>	<u>0.00</u>	<u>0.00</u>	<u>0.00</u>	

County of Maui

Fire and Public Safety

Grant Revenues & Expenditures Quarterly Report - by Index and Fiscal Year as of 9/30/2016

Index	Index Title	FY	Beginning Fund Balance	Revenue	Expenditures	Transfers In	Transfers Out	Ending Fund Balance
136046	MFD EQUIPMNT PURCHASE/CPS PRGR	2015	76.94					76.94
136046	MFD EQUIPMNT PURCHASE/CPS PRGR	2016	76.94					76.94
136046	MFD EQUIPMNT PURCHASE/CPS PRGR	2017	76.94					76.94
				<b>0.00</b>	<b>0.00</b>	<b>0.00</b>	<b>0.00</b>	
146049	WELLNESS/FITNESS FIRE ACT GRNT	2015	3,000.00					3,000.00
146049	WELLNESS/FITNESS FIRE ACT GRNT	2016	3,000.00					3,000.00
146049	WELLNESS/FITNESS FIRE ACT GRNT	2017	3,000.00					3,000.00
				<b>0.00</b>	<b>0.00</b>	<b>0.00</b>	<b>0.00</b>	
146102	VOL FIRE ASSISTANCE GRANT FY14	2015	42,899.44		7,100.56			50,000.00
146102	VOL FIRE ASSISTANCE GRANT FY14	2016	50,000.00	(50,000.00)				0.00
				<b>(50,000.00)</b>	<b>7,100.56</b>	<b>0.00</b>	<b>0.00</b>	
146104	NHTSA MFD PNEUMATIC STRUTS	2015	24,998.53	(24,998.53)				0.00
				<b>(24,998.53)</b>	<b>0.00</b>	<b>0.00</b>	<b>0.00</b>	
146105	MONSANTO GRANT FY14	2015			14,800.00			14,800.00
146105	MONSANTO GRANT FY14	2016	14,800.00					14,800.00
146105	MONSANTO GRANT FY14	2017	14,800.00					14,800.00
				<b>0.00</b>	<b>14,800.00</b>	<b>0.00</b>	<b>0.00</b>	
156055	FIRE SAFETY HSE-EMW2003FP01732	2015	(3,452.10)					(3,452.10)
156055	FIRE SAFETY HSE-EMW2003FP01732	2016	(3,452.10)					(3,452.10)
156055	FIRE SAFETY HSE-EMW2003FP01732	2017	(3,452.10)					(3,452.10)
				<b>0.00</b>	<b>0.00</b>	<b>0.00</b>	<b>0.00</b>	
156103	VOL FIRE ASSISTANCE GRANT FY15	2016			18,750.00			18,750.00
156103	VOL FIRE ASSISTANCE GRANT FY15	2017	18,750.00					18,750.00
				<b>0.00</b>	<b>18,750.00</b>	<b>0.00</b>	<b>0.00</b>	
156105	MONSANTO GRANT FY15	2015		(13,086.00)	13,086.00			0.00
				<b>(13,086.00)</b>	<b>13,086.00</b>	<b>0.00</b>	<b>0.00</b>	
156106	MFD HYDRAFUSION STRUTS	2015			27,923.46			27,923.46
156106	MFD HYDRAFUSION STRUTS	2016	27,923.46					27,923.46
156106	MFD HYDRAFUSION STRUTS	2017	27,923.46					27,923.46
				<b>0.00</b>	<b>27,923.46</b>	<b>0.00</b>	<b>0.00</b>	
166057	FIRE INOPERABILITY GRT FE15141	2015	(95.66)					(95.66)
166057	FIRE INOPERABILITY GRT FE15141	2016	(95.66)					(95.66)

County of Maui

Fire and Public Safety

Grant Revenues & Expenditures Quarterly Report - by Index and Fiscal Year as of 9/30/2016

Index	Index Title	FY	Beginning Fund Balance	Revenue	Expenditures	Transfers In	Transfers Out	Ending Fund Balance
166057	FIRE INOPERABILITY GRT FE15141	2017	(95.66)	0.00	0.00	0.00	0.00	(95.66)
166732	OLOWALU FIRE BRK COMP WUI	2016			18,850.00			18,850.00
166732	OLOWALU FIRE BRK COMP WUI	2017	18,850.00	0.00	18,850.00	0.00	0.00	18,850.00
176112	FIREMAN'S FUND INSURANCE CO	2015	(166.97)					(166.97)
176112	FIREMAN'S FUND INSURANCE CO	2016	(166.97)					(166.97)
176112	FIREMAN'S FUND INSURANCE CO	2017	(166.97)	0.00	0.00	0.00	0.00	(166.97)
176820	MAKENA LIFEGUARD SERVICES	2017		0.00	139,990.14	0.00	0.00	139,990.14
186033	USDA RURAL 1ST RESPNDR LANAI	2015	(9,083.35)					(9,083.35)
186033	USDA RURAL 1ST RESPNDR LANAI	2016	(9,083.35)					(9,083.35)
186033	USDA RURAL 1ST RESPNDR LANAI	2017	(9,083.35)	0.00	0.00	0.00	0.00	(9,083.35)
186034	USDA RURAL 1ST RESPNDR MOLOKAI	2015	(3,548.03)					(3,548.03)
186034	USDA RURAL 1ST RESPNDR MOLOKAI	2016	(3,548.03)					(3,548.03)
186034	USDA RURAL 1ST RESPNDR MOLOKAI	2017	(3,548.03)	0.00	0.00	0.00	0.00	(3,548.03)
196050	FIRE TRAINING GRANT (CHEVRON)	2015	(1,540.00)					(1,540.00)
196050	FIRE TRAINING GRANT (CHEVRON)	2016	(1,540.00)					(1,540.00)
196050	FIRE TRAINING GRANT (CHEVRON)	2017	(1,540.00)	0.00	0.00	0.00	0.00	(1,540.00)
196051	FIREFIGHTERS CHARTABLE FNDATN	2015	(550.00)					(550.00)
196051	FIREFIGHTERS CHARTABLE FNDATN	2016	(550.00)					(550.00)
196051	FIREFIGHTERS CHARTABLE FNDATN	2017	(550.00)	0.00	0.00	0.00	0.00	(550.00)
196055	FEMA FIRE TRAINING FUNDS	2015	8,539.44		647.76			9,187.20
196055	FEMA FIRE TRAINING FUNDS	2016	9,187.20	(3,081.76)	3,081.76			9,187.20
196055	FEMA FIRE TRAINING FUNDS	2017	9,187.20		808.00			9,995.20
				(3,081.76)	4,537.52	0.00	0.00	
<b>Grand Total</b>				<b>(201,858.16)</b>	<b>271,413.36</b>	<b>0.00</b>	<b>0.00</b>	

County of Maui

Civil Defense

Grant Revenues & Expenditures Quarterly Report - by Index and Fiscal Year as of 9/30/2016

Index	Index Title	FY	Beginning Fund Balance	Revenue	Expenditures	Transfers In	Transfers Out	Ending Fund Balance
106050	FFY09 LAW ENFRMNT TERRSM PRVN	2015	159.36		(159.36)			0.00
				<b>0.00</b>	<b>(159.36)</b>	<b>0.00</b>	<b>0.00</b>	
106051	FFY09 CITIZEN CORPS PRG	2015	(11,440.51)	(6,881.85)	18,322.36			(0.00)
				<b>(6,881.85)</b>	<b>18,322.36</b>	<b>0.00</b>	<b>0.00</b>	
106053	FFY09 ST HOMELAND SECURITY	2015	159.28		(159.28)			0.00
				<b>0.00</b>	<b>(159.28)</b>	<b>0.00</b>	<b>0.00</b>	
106056	INTROPRBL EMERGNCY COMM GRNT	2015	835.79					835.79
106056	INTROPRBL EMERGNCY COMM GRNT	2016	835.79	(7,792.46)	6,956.67			0.00
				<b>(7,792.46)</b>	<b>6,956.67</b>	<b>0.00</b>	<b>0.00</b>	
116051	FFY10 CITIZENS CORP PRG	2015	(14,229.52)	(2,717.10)	16,946.62			(0.00)
				<b>(2,717.10)</b>	<b>16,946.62</b>	<b>0.00</b>	<b>0.00</b>	
116053	FFY10 ST HOMELAND SECURITY PRG	2015	(520.55)					(520.55)
116053	FFY10 ST HOMELAND SECURITY PRG	2016	(520.55)		520.55			0.00
				<b>0.00</b>	<b>520.55</b>	<b>0.00</b>	<b>0.00</b>	
126051	FFY11 STATEWIDE OUTREACH/CCP	2015	545.25	(1,124.63)	579.38			0.00
				<b>(1,124.63)</b>	<b>579.38</b>	<b>0.00</b>	<b>0.00</b>	
126053	FFY11 ST HOMELAND SECURITY PRG	2015	(1,764.60)	(222,470.52)	224,235.12			0.00
				<b>(222,470.52)</b>	<b>224,235.12</b>	<b>0.00</b>	<b>0.00</b>	
136052	FFY12 COM'TY OUTREACH / CCP	2015	10,004.57	(29,831.68)	21,946.54			2,119.43
136052	FFY12 COM'TY OUTREACH / CCP	2016	2,119.43	(2,982.08)	862.65			0.00
				<b>(32,813.76)</b>	<b>22,809.19</b>	<b>0.00</b>	<b>0.00</b>	
136053	FFY12 ST HOMELAND SECURITY GRT	2015	(17,660.90)	(182,458.22)	199,943.47			(175.65)
136053	FFY12 ST HOMELAND SECURITY GRT	2016	(175.65)		175.65			0.00
				<b>(182,458.22)</b>	<b>200,119.12</b>	<b>0.00</b>	<b>0.00</b>	
136057	INOPERABLE ER COMMUNICATIONS	2015	10.00	(10.00)				0.00
				<b>(10.00)</b>	<b>0.00</b>	<b>0.00</b>	<b>0.00</b>	
146200	EMERGENCY MGT PERFORMANCE GRT	2015			45,328.04			45,328.04
146200	EMERGENCY MGT PERFORMANCE GRT	2016	45,328.04	(114,620.50)	69,292.46			0.00
				<b>(114,620.50)</b>	<b>114,620.50</b>	<b>0.00</b>	<b>0.00</b>	
146201	FFY13 ST HOMELAND SECURITY	2015	71,043.28	(194,390.21)	144,668.40			21,321.47
146201	FFY13 ST HOMELAND SECURITY	2016	21,321.47	(214,076.31)	192,754.84			0.00
				<b>(408,466.52)</b>	<b>337,423.24</b>	<b>0.00</b>	<b>0.00</b>	

County of Maui

Civil Defense

Grant Revenues & Expenditures Quarterly Report - by Index and Fiscal Year as of 9/30/2016

Index	Index Title	FY	Beginning Fund Balance	Revenue	Expenditures	Transfers In	Transfers Out	Ending Fund Balance
146202	FFY13 SHSG COMTY&CITIZEN PREP	2015		(2,646.02)	6,186.82			3,540.80
146202	FFY13 SHSG COMTY&CITIZEN PREP	2016	3,540.80	(9,221.96)	5,681.16			0.00
				<b>(11,867.98)</b>	<b>11,867.98</b>	<b>0.00</b>	<b>0.00</b>	
146203	FFY09 PORT SECURITY GRANT PRG	2015	156,800.00	(271,264.00)	114,464.00			0.00
				<b>(271,264.00)</b>	<b>114,464.00</b>	<b>0.00</b>	<b>0.00</b>	
156201	ST HOMELAND SECURITY	2015		(4,800.00)	4,800.00			0.00
156201	ST HOMELAND SECURITY	2016		(116,085.65)	245,950.09			129,864.44
156201	ST HOMELAND SECURITY	2017	129,864.44	(201,920.86)	273,516.16			201,459.74
				<b>(322,806.51)</b>	<b>524,266.25</b>	<b>0.00</b>	<b>0.00</b>	
156203	CITIZENS CORPS PRG	2016		(14,204.62)	24,111.64			9,907.02
156203	CITIZENS CORPS PRG	2017	9,907.02	(9,907.02)	1,127.41			1,127.41
				<b>(24,111.64)</b>	<b>25,239.05</b>	<b>0.00</b>	<b>0.00</b>	
156205	EMERGENCY MGT PERFORMANCE GRT	2015			13,500.00			13,500.00
156205	EMERGENCY MGT PERFORMANCE GRT	2016	13,500.00	(100,000.00)	86,500.00			(0.00)
				<b>(100,000.00)</b>	<b>100,000.00</b>	<b>0.00</b>	<b>0.00</b>	
166701	EMERGENCY MGT PERFORMANCE GRT	2016			100,000.00			100,000.00
166701	EMERGENCY MGT PERFORMANCE GRT	2017	100,000.00					100,000.00
				<b>0.00</b>	<b>100,000.00</b>	<b>0.00</b>	<b>0.00</b>	
166702	ST HOMELAND SECURITY	2016		(66,511.16)	134,814.61			68,303.45
166702	ST HOMELAND SECURITY	2017	68,303.45	(78,834.56)	16,226.95			5,695.84
				<b>(145,345.72)</b>	<b>151,041.56</b>	<b>0.00</b>	<b>0.00</b>	
<b>Grand Total</b>				<b>(1,854,751.41)</b>	<b>1,969,092.95</b>	<b>0.00</b>	<b>0.00</b>	



County of Maui

Housing and Human Concerns

Grant Revenues & Expenditures Quarterly Report - by Index and Fiscal Year as of 9/30/2016

Index	Index Title	FY	Beginning Fund Balance	Revenue	Expenditures	Transfers In	Transfers Out	Ending Fund Balance
106568	HOME ADMIN EXPENSE (98)	2015	(5.34)	5.34				0.00
				<b>5.34</b>	<b>0.00</b>	<b>0.00</b>	<b>0.00</b>	
106604	AGING/DISABLT Y RSC CTR ST/HI	2015	46,647.96					46,647.96
106604	AGING/DISABLT Y RSC CTR ST/HI	2016	46,647.96		(46,647.96)			(0.00)
				<b>0.00</b>	<b>(46,647.96)</b>	<b>0.00</b>	<b>0.00</b>	
106607	HAWAII COMM LIVING 2010.11N	2015	(1,301.48)					(1,301.48)
106607	HAWAII COMM LIVING 2010.11N	2016	(1,301.48)		1,301.48			0.00
				<b>0.00</b>	<b>1,301.48</b>	<b>0.00</b>	<b>0.00</b>	
106737	SENIOR CENTER ACTIVITIES 99/00	2015	(5,999.92)		(.08)			(6,000.00)
106737	SENIOR CENTER ACTIVITIES 99/00	2016	(6,000.00)					(6,000.00)
106737	SENIOR CENTER ACTIVITIES 99/00	2017	(6,000.00)					(6,000.00)
				<b>0.00</b>	<b>(0.08)</b>	<b>0.00</b>	<b>0.00</b>	
116210	MAUI TO WORK PROGRAM (MEO)	2015	(131,728.99)		131,728.99			0.00
				<b>0.00</b>	<b>131,728.99</b>	<b>0.00</b>	<b>0.00</b>	
116570	HOME- 1ST TIME HMEBYRS-PROJ IN	2015		(18,842.22)	18,842.22			0.00
116570	HOME- 1ST TIME HMEBYRS-PROJ IN	2016		(21,161.09)	21,161.09			0.00
				<b>(40,003.31)</b>	<b>40,003.31</b>	<b>0.00</b>	<b>0.00</b>	
116601	HOSPITAL DISCHARGE PLNG GRNT	2015	12,145.28					12,145.28
116601	HOSPITAL DISCHARGE PLNG GRNT	2016	12,145.28		(12,145.28)			0.00
				<b>0.00</b>	<b>(12,145.28)</b>	<b>0.00</b>	<b>0.00</b>	
116602	AGING/DSABLT Y RSRC CTR 2010N	2015	(11,474.00)					(11,474.00)
116602	AGING/DSABLT Y RSRC CTR 2010N	2016	(11,474.00)		10,843.80			(630.20)
116602	AGING/DSABLT Y RSRC CTR 2010N	2017	(630.20)					(630.20)
				<b>0.00</b>	<b>10,843.80</b>	<b>0.00</b>	<b>0.00</b>	
116608	ARRA09 HEALTHY AGING PARTNRSHP	2015	(510.55)					(510.55)
116608	ARRA09 HEALTHY AGING PARTNRSHP	2016	(510.55)					(510.55)
116608	ARRA09 HEALTHY AGING PARTNRSHP	2017	(510.55)					(510.55)
				<b>0.00</b>	<b>0.00</b>	<b>0.00</b>	<b>0.00</b>	
116613	AGING TIII DHHS FY11 MA201103	2015	27,222.65					27,222.65
116613	AGING TIII DHHS FY11 MA201103	2016	27,222.65		(27,222.65)			0.00
				<b>0.00</b>	<b>(27,222.65)</b>	<b>0.00</b>	<b>0.00</b>	
116614	ELDER ABUSE RELATED SVCS FY11	2015	(3,663.89)					(3,663.89)

County of Maui

Housing and Human Concerns

Grant Revenues & Expenditures Quarterly Report - by Index and Fiscal Year as of 9/30/2016

Index	Index Title	FY	Beginning Fund Balance	Revenue	Expenditures	Transfers In	Transfers Out	Ending Fund Balance
116614	ELDER ABUSE RELATED SVCS FY11	2016	(3,663.89)					(3,663.89)
116614	ELDER ABUSE RELATED SVCS FY11	2017	(3,663.89)					(3,663.89)
				<u>0.00</u>	<u>0.00</u>	<u>0.00</u>	<u>0.00</u>	
116647	EOA/DOH MA.KC.FB10-11.A FY11	2015	(6,458.74)					(6,458.74)
116647	EOA/DOH MA.KC.FB10-11.A FY11	2016	(6,458.74)		3,120.00			(3,338.74)
116647	EOA/DOH MA.KC.FB10-11.A FY11	2017	(3,338.74)					(3,338.74)
				<u>0.00</u>	<u>3,120.00</u>	<u>0.00</u>	<u>0.00</u>	
116717	HOME FFY10 KAHAWAI APT	2015	25,114.19	(251,307.42)	226,193.23			0.00
				<u>(251,307.42)</u>	<u>226,193.23</u>	<u>0.00</u>	<u>0.00</u>	
116718	HOME FFY10 ADMINISTRATION	2015	3,924.72	(4,211.23)	31,000.15			30,713.64
116718	HOME FFY10 ADMINISTRATION	2016	30,713.64	(38,816.67)	8,103.03			0.00
				<u>(43,027.90)</u>	<u>39,103.18</u>	<u>0.00</u>	<u>0.00</u>	
116738	MSC LEISURE FY2011	2015	(1,743.57)		1,703.88			(39.69)
116738	MSC LEISURE FY2011	2016	(39.69)		39.69			0.00
				<u>0.00</u>	<u>1,743.57</u>	<u>0.00</u>	<u>0.00</u>	
116752	I&A OUTREACH AGING 00/01	2015	(597.02)					(597.02)
116752	I&A OUTREACH AGING 00/01	2016	(597.02)					(597.02)
116752	I&A OUTREACH AGING 00/01	2017	(597.02)					(597.02)
				<u>0.00</u>	<u>0.00</u>	<u>0.00</u>	<u>0.00</u>	
126601	HOSPITAL DISCHARGE PLNG GRNT	2015	9,980.80					9,980.80
126601	HOSPITAL DISCHARGE PLNG GRNT	2016	9,980.80		(9,980.80)			0.00
				<u>0.00</u>	<u>(9,980.80)</u>	<u>0.00</u>	<u>0.00</u>	
126602	AGING/DSABLTY RSRC CTR 2010N	2015	(4,472.07)					(4,472.07)
126602	AGING/DSABLTY RSRC CTR 2010N	2016	(4,472.07)		4,472.07			0.00
				<u>0.00</u>	<u>4,472.07</u>	<u>0.00</u>	<u>0.00</u>	
126605	RSVP 2002 DVSA 61523 P74-4101	2015	1,730.00					1,730.00
126605	RSVP 2002 DVSA 61523 P74-4101	2016	1,730.00					1,730.00
126605	RSVP 2002 DVSA 61523 P74-4101	2017	1,730.00		(1,730.00)			0.00
				<u>0.00</u>	<u>(1,730.00)</u>	<u>0.00</u>	<u>0.00</u>	
126609	ARRA09 HEALTHY AGING PARTNRSH	2015	(2,259.82)					(2,259.82)
126609	ARRA09 HEALTHY AGING PARTNRSH	2016	(2,259.82)					(2,259.82)
126609	ARRA09 HEALTHY AGING PARTNRSH	2017	(2,259.82)					(2,259.82)

County of Maui

Housing and Human Concerns

Grant Revenues & Expenditures Quarterly Report - by Index and Fiscal Year as of 9/30/2016

Index	Index Title	FY	Beginning Fund Balance	Revenue	Expenditures	Transfers In	Transfers Out	Ending Fund Balance
				<u>0.00</u>	<u>0.00</u>	<u>0.00</u>	<u>0.00</u>	
126613	AGING TIII DHHS FY12	2015	(61,962.49)		61,412.11			(550.38)
126613	AGING TIII DHHS FY12	2016	(550.38)		64.03			(486.35)
126613	AGING TIII DHHS FY12	2017	(486.35)					(486.35)
				<u>0.00</u>	<u>61,476.14</u>	<u>0.00</u>	<u>0.00</u>	
126643	MENTAL HEALTH TRANSFORM GRT	2015	(15.53)	15.53				0.00
				<u>15.53</u>	<u>0.00</u>	<u>0.00</u>	<u>0.00</u>	
126647	AGING EOA/DOH KUPUNA CARE FY12	2015	92,424.49					92,424.49
126647	AGING EOA/DOH KUPUNA CARE FY12	2016	92,424.49					92,424.49
126647	AGING EOA/DOH KUPUNA CARE FY12	2017	92,424.49					92,424.49
				<u>0.00</u>	<u>0.00</u>	<u>0.00</u>	<u>0.00</u>	
126716	HOME FFY09 KAHAWAI APT.	2015	155,991.38	(155,991.38)				0.00
				<u>(155,991.38)</u>	<u>0.00</u>	<u>0.00</u>	<u>0.00</u>	
126719	HOME FFY08 CHDO MMSSH1 CNST	2015	59.78	(59.78)				0.00
				<u>(59.78)</u>	<u>0.00</u>	<u>0.00</u>	<u>0.00</u>	
126720	HOME FFY08 CHDO MMSSH1 CNST	2015	36.12	(36.12)				0.00
				<u>(36.12)</u>	<u>0.00</u>	<u>0.00</u>	<u>0.00</u>	
126728	HOME FFY2009-2 MMSSH1 CONSTR	2015	5,923.91	(5,923.91)				0.00
				<u>(5,923.91)</u>	<u>0.00</u>	<u>0.00</u>	<u>0.00</u>	
126735	HOME FFY11 ADMINISTRATION	2015	16,708.35	(34,735.27)	37,192.35			19,165.43
126735	HOME FFY11 ADMINISTRATION	2016	19,165.43	(19,983.90)	818.47			0.00
				<u>(54,719.17)</u>	<u>38,010.82</u>	<u>0.00</u>	<u>0.00</u>	
126738	MSC LEISURE FY2012	2015	(61,324.43)		10,815.48			(50,508.95)
126738	MSC LEISURE FY2012	2016	(50,508.95)		19,886.24			(30,622.71)
126738	MSC LEISURE FY2012	2017	(30,622.71)					(30,622.71)
				<u>0.00</u>	<u>30,701.72</u>	<u>0.00</u>	<u>0.00</u>	
136402	HEALTHY AGING PARTNERSHIP	2015	11,470.26	(25,014.00)	48,617.88			35,074.14
136402	HEALTHY AGING PARTNERSHIP	2016	35,074.14	(36,315.00)	1,240.86			0.00
				<u>(61,329.00)</u>	<u>49,858.74</u>	<u>0.00</u>	<u>0.00</u>	
136613	AGING TITLE III PROGRAMS	2015	35,865.45	(37,672.00)				(1,806.55)
136613	AGING TITLE III PROGRAMS	2016	(1,806.55)		1,147.87			(658.68)
136613	AGING TITLE III PROGRAMS	2017	(658.68)					(658.68)

County of Maui

Housing and Human Concerns

Grant Revenues & Expenditures Quarterly Report - by Index and Fiscal Year as of 9/30/2016

Index	Index Title	FY	Beginning Fund Balance	Revenue	Expenditures	Transfers In	Transfers Out	Ending Fund Balance
				<u>(37,672.00)</u>	<u>1,147.87</u>	<u>0.00</u>	<u>0.00</u>	
136615	ELDER ABUSE PREVENTION SFY13	2015	4.03		60.00			64.03
136615	ELDER ABUSE PREVENTION SFY13	2016	64.03		(64.03)			0.00
				<u>0.00</u>	<u>(4.03)</u>	<u>0.00</u>	<u>0.00</u>	
136616	ELDER ABUSE PREVENTION SFY12	2015			11,777.65			11,777.65
136616	ELDER ABUSE PREVENTION SFY12	2016	11,777.65		(11,777.65)			0.00
				<u>0.00</u>	<u>0.00</u>	<u>0.00</u>	<u>0.00</u>	
136639	NSIP NUTRITION SVCS INCENTIVE	2015	(.25)	.25				0.00
				<u>0.25</u>	<u>0.00</u>	<u>0.00</u>	<u>0.00</u>	
136647	KUPUNA CARE PROGRAM	2015	(33,810.19)		4,253.44			(29,556.75)
136647	KUPUNA CARE PROGRAM	2016	(29,556.75)		18,356.90		10,996.66	(203.19)
136647	KUPUNA CARE PROGRAM	2017	(203.19)					(203.19)
				<u>0.00</u>	<u>22,610.34</u>	<u>0.00</u>	<u>10,996.66</u>	
136649	AGING & DISABILITY RESOURCE	2015	175,667.21	(196,813.00)	18,992.59			(2,153.20)
136649	AGING & DISABILITY RESOURCE	2016	(2,153.20)		2,153.20			0.00
				<u>(196,813.00)</u>	<u>21,145.79</u>	<u>0.00</u>	<u>0.00</u>	
136712	CONGREGATE MEALS TITLE III	2015	18,868.71					18,868.71
136712	CONGREGATE MEALS TITLE III	2016	18,868.71		(18,868.71)			0.00
				<u>0.00</u>	<u>(18,868.71)</u>	<u>0.00</u>	<u>0.00</u>	
136730	HOME DELIVERED MLS TITLE III	2015	13,924.74		(13,924.74)			0.00
				<u>0.00</u>	<u>(13,924.74)</u>	<u>0.00</u>	<u>0.00</u>	
136732	CONGREGATE MLS PVT DONATION	2015	(2,189.31)		2,186.33			(2.98)
136732	CONGREGATE MLS PVT DONATION	2016	(2.98)		2.98			0.00
				<u>0.00</u>	<u>2,189.31</u>	<u>0.00</u>	<u>0.00</u>	
136738	LEISURE ACTIVITIES FY13	2015	(3,751.68)		220.00			(3,531.68)
136738	LEISURE ACTIVITIES FY13	2016	(3,531.68)					(3,531.68)
136738	LEISURE ACTIVITIES FY13	2017	(3,531.68)					(3,531.68)
				<u>0.00</u>	<u>220.00</u>	<u>0.00</u>	<u>0.00</u>	
136805	CHILDCARE DEVELOPMENT	2015	48,273.00					48,273.00
136805	CHILDCARE DEVELOPMENT	2016	48,273.00					48,273.00
136805	CHILDCARE DEVELOPMENT	2017	48,273.00					48,273.00
				<u>0.00</u>	<u>0.00</u>	<u>0.00</u>	<u>0.00</u>	

County of Maui

Housing and Human Concerns

Grant Revenues & Expenditures Quarterly Report - by Index and Fiscal Year as of 9/30/2016

Index	Index Title	FY	Beginning Fund Balance	Revenue	Expenditures	Transfers In	Transfers Out	Ending Fund Balance
137731	SEC 8 HSG ADMIN PRG FY2013	2015	(93,294.86)	0.00	0.00	0.00	93,294.86	0.00
146401	KUPUNA CARE PROGRAM SF14	2015	867,394.25	(912,389.00)	72,662.27		10,996.66	38,664.18
146401	KUPUNA CARE PROGRAM SF14	2016	38,664.18	(39,752.00)	(18,179.33)		19,267.15	0.00
				<b>(952,141.00)</b>	<b>54,482.94</b>	<b>0.00</b>	<b>30,263.81</b>	
146402	ELDER ABUSE PREVENTION SF14	2015	26,491.07	(26,492.00)				(0.93)
146402	ELDER ABUSE PREVENTION SF14	2016	(.93)		.93			0.00
				<b>(26,492.00)</b>	<b>0.93</b>	<b>0.00</b>	<b>0.00</b>	
146403	HOME DELIVERED MLS PVT DONATIO	2015	(7,297.50)		7,297.50			0.00
				<b>0.00</b>	<b>7,297.50</b>	<b>0.00</b>	<b>0.00</b>	
146405	LEISURE ACTIVITIES FY14	2015	(52,058.09)		855.00			(51,203.09)
146405	LEISURE ACTIVITIES FY14	2016	(51,203.09)					(51,203.09)
146405	LEISURE ACTIVITIES FY14	2017	(51,203.09)					(51,203.09)
				<b>0.00</b>	<b>855.00</b>	<b>0.00</b>	<b>0.00</b>	
146408	ASSISTED TRANSPORTATION FY14	2015	71,641.75			(71,641.75)		0.00
				<b>0.00</b>	<b>0.00</b>	<b>(71,641.75)</b>	<b>0.00</b>	
146409	CONGREGATE MEALS TITTLE III	2015	(9,651.90)		9,651.90			0.00
				<b>0.00</b>	<b>9,651.90</b>	<b>0.00</b>	<b>0.00</b>	
146420	CONGREGATE MEALS NSIP FY14	2015	(26,720.00)		26,720.00	(547.00)		(547.00)
146420	CONGREGATE MEALS NSIP FY14	2016	(547.00)		1,010.00	(463.00)		0.00
				<b>0.00</b>	<b>27,730.00</b>	<b>(1,010.00)</b>	<b>0.00</b>	
146421	HOME DELIVERED MEALS - STATE	2015			10,996.66	(10,996.66)		0.00
				<b>0.00</b>	<b>10,996.66</b>	<b>(10,996.66)</b>	<b>0.00</b>	
146424	HOME DELIVERED MEALS NSIP FY14	2015	(17,094.00)		17,089.74			(4.26)
146424	HOME DELIVERED MEALS NSIP FY14	2016	(4.26)		4.26			0.00
				<b>0.00</b>	<b>17,094.00</b>	<b>0.00</b>	<b>0.00</b>	
146426	HOME DELIVERED MEALS TITTLE III	2015			4,187.30	(4,187.30)		0.00
				<b>0.00</b>	<b>4,187.30</b>	<b>(4,187.30)</b>	<b>0.00</b>	
146427	AGING TITTLE III PROGRAMS	2015	321,109.79	(1,677.00)	97,276.77			416,709.56
146427	AGING TITTLE III PROGRAMS	2016	416,709.56	(488,404.89)	(11,468.15)		83,163.48	(0.00)
				<b>(490,081.89)</b>	<b>85,808.62</b>	<b>0.00</b>	<b>83,163.48</b>	
146428	CARE TRANSITIONS PROGRAM	2015	7,864.08	(61,290.00)	52,838.92			(587.00)

County of Maui

Housing and Human Concerns

Grant Revenues & Expenditures Quarterly Report - by Index and Fiscal Year as of 9/30/2016

Index	Index Title	FY	Beginning Fund Balance	Revenue	Expenditures	Transfers In	Transfers Out	Ending Fund Balance
146428	CARE TRANSITIONS PROGRAM	2016	(587.00)	(6,480.00)	1,229.00			(5,838.00)
146428	CARE TRANSITIONS PROGRAM	2017	(5,838.00)					(5,838.00)
				<b>(67,770.00)</b>	<b>54,067.92</b>	<b>0.00</b>	<b>0.00</b>	
146429	AGING & DISABILITY RESOURCE	2015	87,669.28	(161,102.00)	242,053.34	(3,817.00)	4,259.00	169,062.62
146429	AGING & DISABILITY RESOURCE	2016	169,062.62	(222,474.00)	53,411.38			0.00
				<b>(383,576.00)</b>	<b>295,464.72</b>	<b>(3,817.00)</b>	<b>4,259.00</b>	
146430	AGING TITLE III VOLUNTARY	2016		(10,357.25)	10,357.25			0.00
				<b>(10,357.25)</b>	<b>10,357.25</b>	<b>0.00</b>	<b>0.00</b>	
146440	HEALTHY AGING PARTNERSHIP	2015	2,906.25	(16,789.00)	87,515.75			73,633.00
146440	HEALTHY AGING PARTNERSHIP	2016	73,633.00	(73,633.00)				0.00
				<b>(90,422.00)</b>	<b>87,515.75</b>	<b>0.00</b>	<b>0.00</b>	
146441	RSVP RETIRED & SR VOL PRG	2015	18,597.35	(67,930.00)	49,332.65			0.00
				<b>(67,930.00)</b>	<b>49,332.65</b>	<b>0.00</b>	<b>0.00</b>	
146442	NSIP NUTRITION SVCS INCENTIVE	2015	91,346.00	(91,893.00)			547.00	0.00
146442	NSIP NUTRITION SVCS INCENTIVE	2016		(463.00)			463.00	0.00
				<b>(92,356.00)</b>	<b>0.00</b>	<b>0.00</b>	<b>1,010.00</b>	
147480	SEC 8 HOUSING VOUCHER FY2014	2015	(1,049,879.32)		(1,776.73)		1,051,656.05	(0.00)
				<b>0.00</b>	<b>(1,776.73)</b>	<b>0.00</b>	<b>1,051,656.05</b>	
147481	SEC 8 HOUSING ADMIN FY2014	2015	(75,621.14)		2,039.76		73,581.38	0.00
				<b>0.00</b>	<b>2,039.76</b>	<b>0.00</b>	<b>73,581.38</b>	
156401	KUPUNA CARE PROGRAM	2015		(116,744.00)	723,816.81		190,660.13	797,732.94
156401	KUPUNA CARE PROGRAM	2016	797,732.94	(936,434.00)	112,540.68		26,159.67	(0.71)
156401	KUPUNA CARE PROGRAM	2017	(.71)					(0.71)
				<b>(1,053,178.00)</b>	<b>836,357.49</b>	<b>0.00</b>	<b>216,819.80</b>	
156402	ELDER ABUSE PREVENTION SY15	2015			3,817.20			3,817.20
156402	ELDER ABUSE PREVENTION SY15	2016	3,817.20	(4,611.00)	9,870.44			9,076.64
156402	ELDER ABUSE PREVENTION SY15	2017	9,076.64		2,924.35			12,000.99
				<b>(4,611.00)</b>	<b>16,611.99</b>	<b>0.00</b>	<b>0.00</b>	
156403	HOME DELIVERED MLS PVT DONATIO	2015		(84,091.56)	84,091.56			0.00
				<b>(84,091.56)</b>	<b>84,091.56</b>	<b>0.00</b>	<b>0.00</b>	
156404	CONGREGATE MLS PVT DONATION	2015		(113,875.84)	113,875.84			0.00
				<b>(113,875.84)</b>	<b>113,875.84</b>	<b>0.00</b>	<b>0.00</b>	

County of Maui

Housing and Human Concerns

Grant Revenues & Expenditures Quarterly Report - by Index and Fiscal Year as of 9/30/2016

Index	Index Title	FY	Beginning Fund Balance	Revenue	Expenditures	Transfers In	Transfers Out	Ending Fund Balance
156405	LEISURE ACTIVITIES FY15	2015		(101,569.50)	20,452.78			(81,116.72)
156405	LEISURE ACTIVITIES FY15	2016	(81,116.72)		13,696.15			(67,420.57)
156405	LEISURE ACTIVITIES FY15	2017	(67,420.57)		2,303.66			(65,116.91)
				<b>(101,569.50)</b>	<b>36,452.59</b>	<b>0.00</b>	<b>0.00</b>	
156408	ASSISTED TRANSPORT PVT	2015		(15,776.87)	15,776.87			0.00
				<b>(15,776.87)</b>	<b>15,776.87</b>	<b>0.00</b>	<b>0.00</b>	
156409	CONGREGATE MEALS TITTLE III	2015			143,477.46	(104,116.77)		39,360.69
156409	CONGREGATE MEALS TITTLE III	2016	39,360.69			(39,360.69)		0.00
				<b>0.00</b>	<b>143,477.46</b>	<b>(143,477.46)</b>	<b>0.00</b>	
156410	ASSISTED TRANSPORT-KUPUNA	2015			172,000.00	(147,517.13)		24,482.87
156410	ASSISTED TRANSPORT-KUPUNA	2016	24,482.87			(24,482.87)		0.00
				<b>0.00</b>	<b>172,000.00</b>	<b>(172,000.00)</b>	<b>0.00</b>	
156411	BANFIELD CHARITABLE TRUST	2015		(1,000.00)	312.64			(687.36)
156411	BANFIELD CHARITABLE TRUST	2016	(687.36)		687.36			0.00
				<b>(1,000.00)</b>	<b>1,000.00</b>	<b>0.00</b>	<b>0.00</b>	
156420	CONGREGATE MEALS NSIP FY15	2015			30,524.50			30,524.50
156420	CONGREGATE MEALS NSIP FY15	2016	30,524.50		43,640.50	(74,165.00)		0.00
				<b>0.00</b>	<b>74,165.00</b>	<b>(74,165.00)</b>	<b>0.00</b>	
156421	HOME DELIVERED MEALS KUPUNA	2015			93,000.00	(65,143.00)		27,857.00
156421	HOME DELIVERED MEALS KUPUNA	2016	27,857.00		(26,180.20)	(1,676.80)		0.00
				<b>0.00</b>	<b>66,819.80</b>	<b>(66,819.80)</b>	<b>0.00</b>	
156424	HOME DELIVERED MEALS NSIP FY15	2015			18,017.25			18,017.25
156424	HOME DELIVERED MEALS NSIP FY15	2016	18,017.25		41,982.75	(60,000.00)		0.00
				<b>0.00</b>	<b>60,000.00</b>	<b>(60,000.00)</b>	<b>0.00</b>	
156426	HOME DELIVERED MLS TITLE III	2015			113,819.80	(85,599.98)		28,219.82
156426	HOME DELIVERED MLS TITLE III	2016	28,219.82		26,180.20	(54,400.02)		0.00
				<b>0.00</b>	<b>140,000.00</b>	<b>(140,000.00)</b>	<b>0.00</b>	
156427	AGING TITLE III PRGS	2015			336,983.76		193,904.05	530,887.81
156427	AGING TITLE III PRGS	2016	530,887.81	(718,308.53)	97,537.90		95,429.71	5,546.89
156427	AGING TITLE III PRGS	2017	5,546.89		8,493.10			14,039.99
				<b>(718,308.53)</b>	<b>443,014.76</b>	<b>0.00</b>	<b>289,333.76</b>	
156429	AGING & DISABILITY RESOURCE	2015			67,818.99		71,641.75	139,460.74

County of Maui

Housing and Human Concerns

Grant Revenues & Expenditures Quarterly Report - by Index and Fiscal Year as of 9/30/2016

Index	Index Title	FY	Beginning Fund Balance	Revenue	Expenditures	Transfers In	Transfers Out	Ending Fund Balance
156429	AGING & DISABILITY RESOURCE	2016	139,460.74	(425,955.00)	617,879.55		(71,641.75)	259,743.54
156429	AGING & DISABILITY RESOURCE	2017	259,743.54		119,819.34			379,562.88
				<b>(425,955.00)</b>	<b>805,517.88</b>	<b>0.00</b>	<b>0.00</b>	
156440	HEALTHY AGING PARTNERSHIP	2015			5,692.01			5,692.01
156440	HEALTHY AGING PARTNERSHIP	2016	5,692.01	(5,949.44)	19,661.15			19,403.72
156440	HEALTHY AGING PARTNERSHIP	2017	19,403.72		39,016.25			58,419.97
				<b>(5,949.44)</b>	<b>64,369.41</b>	<b>0.00</b>	<b>0.00</b>	
156441	RSVP RETIRED & SR VOL PRG	2015			13,983.61			13,983.61
156441	RSVP RETIRED & SR VOL PRG	2016	13,983.61	(68,850.00)	54,866.39			0.00
				<b>(68,850.00)</b>	<b>68,850.00</b>	<b>0.00</b>	<b>0.00</b>	
156442	NSIP NUTRITION SVCS INCENTIVE	2016		(134,165.00)			134,165.00	0.00
				<b>(134,165.00)</b>	<b>0.00</b>	<b>0.00</b>	<b>134,165.00</b>	
156443	HEALTHY AGING VOL CONTRIB	2015		(32,970.35)				(32,970.35)
156443	HEALTHY AGING VOL CONTRIB	2016	(32,970.35)	(43,158.81)	68,142.78			(7,986.38)
156443	HEALTHY AGING VOL CONTRIB	2017	(7,986.38)	(7,367.50)				(15,353.88)
				<b>(83,496.66)</b>	<b>68,142.78</b>	<b>0.00</b>	<b>0.00</b>	
156445	A&B KOKUA GIVING CONTRIB	2015		(20,000.00)				(20,000.00)
156445	A&B KOKUA GIVING CONTRIB	2016	(20,000.00)		20,000.00			0.00
				<b>(20,000.00)</b>	<b>20,000.00</b>	<b>0.00</b>	<b>0.00</b>	
156447	HOME FFY14 KULAMALU REPRG	2015		(124,467.40)	124,467.40			0.00
156447	HOME FFY14 KULAMALU REPRG	2016			(21,161.09)			(21,161.09)
156447	HOME FFY14 KULAMALU REPRG	2017	(21,161.09)					(21,161.09)
				<b>(124,467.40)</b>	<b>103,306.31</b>	<b>0.00</b>	<b>0.00</b>	
156449	HOME FFY14 ADMINISTRATION	2015			829.80			829.80
156449	HOME FFY14 ADMINISTRATION	2016	829.80	(34,661.70)	44,530.64			10,698.74
156449	HOME FFY14 ADMINISTRATION	2017	10,698.74	(10,450.37)	12,089.73			12,338.10
				<b>(45,112.07)</b>	<b>57,450.17</b>	<b>0.00</b>	<b>0.00</b>	
156450	HOME FFY14 KULAMALU AH PRJ	2016		(140,111.60)	318,802.62			178,691.02
156450	HOME FFY14 KULAMALU AH PRJ	2017	178,691.02	(157,529.93)	300,110.53			321,271.62
				<b>(297,641.53)</b>	<b>618,913.15</b>	<b>0.00</b>	<b>0.00</b>	
157480	SEC 8 HOUSING VOUCHER FY15	2015		(12,299,374.00)	14,014,592.49	(1,921,656.00)	42,750.67	(163,686.84)
157480	SEC 8 HOUSING VOUCHER FY15	2016	(163,686.84)	(129,483.00)	(7,629.00)		300,798.84	0.00



County of Maui

Housing and Human Concerns

Grant Revenues & Expenditures Quarterly Report - by Index and Fiscal Year as of 9/30/2016

Index	Index Title	FY	Beginning Fund Balance	Revenue	Expenditures	Transfers In	Transfers Out	Ending Fund Balance
				<b>(12,428,857.00)</b>	<b>14,006,963.49</b>	<b>(1,921,656.00)</b>	<b>343,549.51</b>	
157481	SEC 8 HOUSING ADMIN FY15	2015		(1,258,380.80)	1,168,009.68	(20,116.00)		(110,487.12)
157481	SEC 8 HOUSING ADMIN FY15	2016	(110,487.12)	(37,701.50)	834.81		147,353.81	0.00
				<b>(1,296,082.30)</b>	<b>1,168,844.49</b>	<b>(20,116.00)</b>	<b>147,353.81</b>	
166714	HOME FFY04 ADMINISTRATION	2015			151.25			151.25
166714	HOME FFY04 ADMINISTRATION	2016	151.25	(7,447.07)	7,295.82			0.00
				<b>(7,447.07)</b>	<b>7,447.07</b>	<b>0.00</b>	<b>0.00</b>	
166738	MSC LEISURE ACTIVITY FY06	2015	(13,707.51)		13,592.72			(114.79)
166738	MSC LEISURE ACTIVITY FY06	2016	(114.79)		114.79			0.00
				<b>0.00</b>	<b>13,707.51</b>	<b>0.00</b>	<b>0.00</b>	
166741	KUPUNA CARE PROGRAM	2016		(235,326.00)	577,758.16		177,408.70	519,840.86
166741	KUPUNA CARE PROGRAM	2017	519,840.86		77,526.75			597,367.61
				<b>(235,326.00)</b>	<b>655,284.91</b>	<b>0.00</b>	<b>177,408.70</b>	
166757	A&B KOKUA GIVING CONTRIB	2016		(20,000.00)	10,389.07			(9,610.93)
166757	A&B KOKUA GIVING CONTRIB	2017	(9,610.93)					(9,610.93)
				<b>(20,000.00)</b>	<b>10,389.07</b>	<b>0.00</b>	<b>0.00</b>	
166758	ASSISTED TRANSPORT PVT	2016		(12,773.86)	12,773.86			0.00
				<b>(12,773.86)</b>	<b>12,773.86</b>	<b>0.00</b>	<b>0.00</b>	
166759	CONGREGATE MEALS NSIP FY16	2016			17,782.20	(17,782.00)		0.20
166759	CONGREGATE MEALS NSIP FY16	2017	.20					0.20
				<b>0.00</b>	<b>17,782.20</b>	<b>(17,782.00)</b>	<b>0.00</b>	
166760	CONGREGATE MLS PVT DONATION	2016		(104,068.22)	104,068.22			0.00
				<b>(104,068.22)</b>	<b>104,068.22</b>	<b>0.00</b>	<b>0.00</b>	
166761	HOME DELIVERED MEALS NSIP FY16	2016			15,078.00	(15,078.00)		0.00
				<b>0.00</b>	<b>15,078.00</b>	<b>(15,078.00)</b>	<b>0.00</b>	
166762	HOME DEL MEALS PVT DONATION	2016		(77,532.17)	77,532.17			0.00
				<b>(77,532.17)</b>	<b>77,532.17</b>	<b>0.00</b>	<b>0.00</b>	
166763	LEISURE ACTIVITIES FY16	2016		(110,808.61)	19,386.97			(91,421.64)
166763	LEISURE ACTIVITIES FY16	2017	(91,421.64)		4,228.46			(87,193.18)
				<b>(110,808.61)</b>	<b>23,615.43</b>	<b>0.00</b>	<b>0.00</b>	
166764	ASSIST TRANSPORT-KUPUNA	2016			79,036.76	(79,036.76)		0.00
				<b>0.00</b>	<b>79,036.76</b>	<b>(79,036.76)</b>	<b>0.00</b>	

County of Maui

Housing and Human Concerns

Grant Revenues & Expenditures Quarterly Report - by Index and Fiscal Year as of 9/30/2016

Index	Index Title	FY	Beginning Fund Balance	Revenue	Expenditures	Transfers In	Transfers Out	Ending Fund Balance
166765	CONGREGATE MEALS TITTLE III	2016			131,367.88	(131,367.88)		(0.00)
				<u>0.00</u>	<u>131,367.88</u>	<u>(131,367.88)</u>	<u>0.00</u>	
166766	HOME DELIVERED MEALS KUPUNA	2016			56,994.00	(56,994.00)		0.00
				<u>0.00</u>	<u>56,994.00</u>	<u>(56,994.00)</u>	<u>0.00</u>	
166767	HOME DELIVERED MLS TITTLE III	2016			130,925.08	(130,925.08)		0.00
				<u>0.00</u>	<u>130,925.08</u>	<u>(130,925.08)</u>	<u>0.00</u>	
166768	MATSON FOUNDATION CONTRIB	2016		(2,000.00)				(2,000.00)
166768	MATSON FOUNDATION CONTRIB	2017	(2,000.00)					(2,000.00)
				<u>(2,000.00)</u>	<u>0.00</u>	<u>0.00</u>	<u>0.00</u>	
166769	AGING TITLE III PRGS	2016		(201,014.00)	260,265.14		177,460.48	236,711.62
166769	AGING TITLE III PRGS	2017	236,711.62	(35,430.18)	106,647.03			307,928.47
				<u>(236,444.18)</u>	<u>366,912.17</u>	<u>0.00</u>	<u>177,460.48</u>	
166770	KUPUNA CARE VOL CONTRIB	2016		(220.00)				(220.00)
166770	KUPUNA CARE VOL CONTRIB	2017	(220.00)					(220.00)
				<u>(220.00)</u>	<u>0.00</u>	<u>0.00</u>	<u>0.00</u>	
166771	RSVP RETIRED & SR VOL PRG	2016			11,854.91			11,854.91
166771	RSVP RETIRED & SR VOL PRG	2017	11,854.91	(16,600.50)	14,765.71			10,020.12
				<u>(16,600.50)</u>	<u>26,620.62</u>	<u>0.00</u>	<u>0.00</u>	
166772	NUTRITION SVCS INCENTIVE	2016					32,860.00	32,860.00
166772	NUTRITION SVCS INCENTIVE	2017	32,860.00	(121,207.00)				(88,347.00)
				<u>(121,207.00)</u>	<u>0.00</u>	<u>0.00</u>	<u>32,860.00</u>	
166774	STRATEGIC PREVENTION FRAMEWRK	2017		(9,167.00)	6,793.49			(2,373.51)
				<u>(9,167.00)</u>	<u>6,793.49</u>	<u>0.00</u>	<u>0.00</u>	
167480	SEC 8 HOUSING VOUCHER FY16	2016		(16,354,200.09)	15,909,362.52		34,908.04	(409,929.53)
167480	SEC 8 HOUSING VOUCHER FY16	2017	(409,929.53)		(689.00)			(410,618.53)
				<u>(16,354,200.09)</u>	<u>15,908,673.52</u>	<u>0.00</u>	<u>34,908.04</u>	
167481	SEC 8 HOUSING ADMIN FY16	2016		(1,350,847.88)	1,279,918.10	(75,000.00)		(145,929.78)
167481	SEC 8 HOUSING ADMIN FY16	2017	(145,929.78)					(145,929.78)
				<u>(1,350,847.88)</u>	<u>1,279,918.10</u>	<u>(75,000.00)</u>	<u>0.00</u>	
167482	FSS COORDINATOR GRANT	2016		(44,621.00)	28,957.00			(15,664.00)
167482	FSS COORDINATOR GRANT	2017	(15,664.00)		5,337.00			(10,327.00)
				<u>(44,621.00)</u>	<u>34,294.00</u>	<u>0.00</u>	<u>0.00</u>	

County of Maui

Housing and Human Concerns

Grant Revenues & Expenditures Quarterly Report - by Index and Fiscal Year as of 9/30/2016

Index	Index Title	FY	Beginning Fund Balance	Revenue	Expenditures	Transfers In	Transfers Out	Ending Fund Balance
176600	AGING TIII-A EDUC/TRNG 97	2015	.10	(.10)				0.00
176600	AGING TIII-A EDUC/TRNG 97	2016		.10				0.10
176600	AGING TIII-A EDUC/TRNG 97	2017	.10					0.10
				<b>0.00</b>	<b>0.00</b>	<b>0.00</b>	<b>0.00</b>	
176738	MSC LEISURE ACTIVITY FY07	2015	(20,725.19)		12,816.30			(7,908.89)
176738	MSC LEISURE ACTIVITY FY07	2016	(7,908.89)		5,351.57			(2,557.32)
176738	MSC LEISURE ACTIVITY FY07	2017	(2,557.32)					(2,557.32)
				<b>0.00</b>	<b>18,167.87</b>	<b>0.00</b>	<b>0.00</b>	
176741	KUPUNA CARE PROGRAM	2017			10,847.30			10,847.30
				<b>0.00</b>	<b>10,847.30</b>	<b>0.00</b>	<b>0.00</b>	
176758	ASSTD TRANSPORT PVT CONTRIB	2017		(4,400.21)	3,184.54			(1,215.67)
				<b>(4,400.21)</b>	<b>3,184.54</b>	<b>0.00</b>	<b>0.00</b>	
176760	CONGREGATE MLS PVT DONATION	2017		(26,446.94)	63,189.73			36,742.79
				<b>(26,446.94)</b>	<b>63,189.73</b>	<b>0.00</b>	<b>0.00</b>	
176762	HOME DEL MEALS PVT DONATION	2017		(23,577.25)	13,676.75			(9,900.50)
				<b>(23,577.25)</b>	<b>13,676.75</b>	<b>0.00</b>	<b>0.00</b>	
176763	LEISURE ACTIVITIES FY17	2017		(26,944.48)	3,305.00			(23,639.48)
				<b>(26,944.48)</b>	<b>3,305.00</b>	<b>0.00</b>	<b>0.00</b>	
176764	ASSIST TRANSPORT-KUPUNA	2017			32,903.22			32,903.22
				<b>0.00</b>	<b>32,903.22</b>	<b>0.00</b>	<b>0.00</b>	
176766	HOME DELIVERED MEALS KUPUNA	2017			41,783.22			41,783.22
				<b>0.00</b>	<b>41,783.22</b>	<b>0.00</b>	<b>0.00</b>	
177480	SEC 8 HOUSING VOUCHER FY17	2017		(4,196,346.29)	5,764,660.33		304.86	1,568,618.90
				<b>(4,196,346.29)</b>	<b>5,764,660.33</b>	<b>0.00</b>	<b>304.86</b>	
177481	SEC 8 HOUSING ADMIN FY17	2017		(422,321.08)	415,905.38			(6,415.70)
				<b>(422,321.08)</b>	<b>415,905.38</b>	<b>0.00</b>	<b>0.00</b>	
177712	SEC.8 FAMILY SELF-SUFFICIENT	2015	(77,369.16)	(360.40)	73,971.22	(63,416.84)		(67,175.18)
177712	SEC.8 FAMILY SELF-SUFFICIENT	2016	(67,175.18)	(689.94)	18,546.80	(34,908.04)		(84,226.36)
177712	SEC.8 FAMILY SELF-SUFFICIENT	2017	(84,226.36)	(216.10)		(304.86)		(84,747.32)
				<b>(1,266.44)</b>	<b>92,518.02</b>	<b>(98,629.74)</b>	<b>0.00</b>	
186612	AGING TIII-B DHHS 97/98	2015	1.26	(1.26)				0.00
186612	AGING TIII-B DHHS 97/98	2016		1.26				1.26

County of Maui

Housing and Human Concerns

Grant Revenues & Expenditures Quarterly Report - by Index and Fiscal Year as of 9/30/2016

Index	Index Title	FY	Beginning Fund Balance	Revenue	Expenditures	Transfers In	Transfers Out	Ending Fund Balance
186612	AGING TIII-B DHHS 97/98	2017	1.26	0.00	0.00	0.00	0.00	1.26
186646	AGING TIII-B 98 S/H POS	2015	3.00	(3.00)	0.00	0.00	0.00	0.00
186751	ASSISTED TRANSPORTN SH POS08	2015	(56,699.02)		14,532.49			(42,166.53)
186751	ASSISTED TRANSPORTN SH POS08	2016	(42,166.53)		8,395.19			(33,771.34)
186751	ASSISTED TRANSPORTN SH POS08	2017	(33,771.34)					(33,771.34)
				0.00	22,927.68	0.00	0.00	
196718	HOME FFY08 ADMINISTRATION	2015	(26,430.35)					(26,430.35)
196718	HOME FFY08 ADMINISTRATION	2016	(26,430.35)	27,119.23	(688.88)			0.00
				27,119.23	(688.88)	0.00	0.00	
197741	SEC8 HSG ASST PYMTS(HAP)-NRA	2015	(608,662.60)	(2,000.97)		(93,294.91)	650,782.17	(53,176.31)
197741	SEC8 HSG ASST PYMTS(HAP)-NRA	2016	(53,176.31)	(629.83)		(300,798.84)		(354,604.98)
197741	SEC8 HSG ASST PYMTS(HAP)-NRA	2017	(354,604.98)	(138.05)				(354,743.03)
				(2,768.85)	0.00	(394,093.75)	650,782.17	
197751	SEC8 HSG ASST PYMTS(ADM)-NRA	2015	(1,088,110.07)	(116,632.56)		(73,581.38)	260,000.00	(1,018,324.01)
197751	SEC8 HSG ASST PYMTS(ADM)-NRA	2016	(1,018,324.01)	15,093.99		(147,353.81)	75,000.00	(1,075,583.83)
197751	SEC8 HSG ASST PYMTS(ADM)-NRA	2017	(1,075,583.83)	(2,379.88)				(1,077,963.71)
				(103,918.45)	0.00	(220,935.19)	335,000.00	
<b>Grand Total</b>				<b>(43,535,113.05)</b>	<b>45,898,047.54</b>	<b>(3,909,729.37)</b>	<b>3,888,171.37</b>	

County of Maui

Parks and Recreation

Grant Revenues & Expenditures Quarterly Report - by Index and Fiscal Year as of 9/30/2016

Index	Index Title	FY	Beginning Fund Balance	Revenue	Expenditures	Transfers In	Transfers Out	Ending Fund Balance
136221	2012 USTA WHEELCHAIR TENNIS	2015	(783.85)	0.00	783.85	0.00	0.00	0.00
146503	MAKENA LIFEGUARD SERVICES	2015	(19,534.63)	0.00	19,534.63	0.00	0.00	0.00
146508	WAR MEMORIAL STADIUM	2015	90,145.00	(90,145.00)	0.00	0.00	0.00	0.00
156503	MAKENA LIFEGUARD SERVICES	2015		(606,469.00)	456,904.12			(149,564.88)
156503	MAKENA LIFEGUARD SERVICES	2016	(149,564.88)		149,478.08			(86.80)
156503	MAKENA LIFEGUARD SERVICES	2017	(86.80)					(86.80)
				(606,469.00)	606,382.20	0.00	0.00	
156504	PLAY & LEARN SESSIONS (PALS)	2015		(62,896.84)	62,896.84			0.00
				(62,896.84)	62,896.84	0.00	0.00	
166215	BINHI AT ANI COMM CTR-DAGS06	2015		(58,561.30)	58,561.30			0.00
				(58,561.30)	58,561.30	0.00	0.00	
166795	PLAY & LEARN SESSIONS (PALS)	2016		(73,995.78)	73,995.78			0.00
166795	PLAY & LEARN SESSIONS (PALS)	2017		(75,215.85)				(75,215.85)
				(149,211.63)	73,995.78	0.00	0.00	
166820	MAKENA LIFEGUARD SERVICES	2016		(606,469.00)	317,958.25			(288,510.75)
166820	MAKENA LIFEGUARD SERVICES	2017	(288,510.75)					(288,510.75)
				(606,469.00)	317,958.25	0.00	0.00	
176795	PLAY & LEARN SESSIONS (PALS)	2017			75,215.85			75,215.85
				0.00	75,215.85	0.00	0.00	
<b>Grand Total</b>				<b>(1,573,752.77)</b>	<b>1,215,328.70</b>	<b>0.00</b>	<b>0.00</b>	

County of Maui

Public Works

Grant Revenues & Expenditures Quarterly Report - by Index and Fiscal Year as of 9/30/2016

Index	Index Title	FY	Beginning Fund Balance	Revenue	Expenditures	Transfers In	Transfers Out	Ending Fund Balance
106571	BRIDGE INSPCTN/APPR BRNBIS#44	2015	2,749.87					2,749.87
106571	BRIDGE INSPCTN/APPR BRNBIS#44	2016	2,749.87		(2,749.87)			0.00
				<b>0.00</b>	<b>(2,749.87)</b>	<b>0.00</b>	<b>0.00</b>	
116502	FHWA PROJS STATE REVIEWS	2015	24,470.21	(36,255.61)	74,939.04			63,153.64
116502	FHWA PROJS STATE REVIEWS	2016	63,153.64	(103,103.69)	66,865.04			26,914.99
116502	FHWA PROJS STATE REVIEWS	2017	26,914.99	(43,476.76)	14,560.05			(2,001.72)
				<b>(182,836.06)</b>	<b>156,364.13</b>	<b>0.00</b>	<b>0.00</b>	
136661	BRIDGE INSPECTN NBIS(057)	2015	103,890.00	(131,764.00)	51,890.00			24,016.00
136661	BRIDGE INSPECTN NBIS(057)	2016	24,016.00	(36,976.00)	12,960.00			0.00
				<b>(168,740.00)</b>	<b>64,850.00</b>	<b>0.00</b>	<b>0.00</b>	
136754	EPA SEAWEED REMOVAL	2015	(15,236.25)	15,236.25				0.00
				<b>15,236.25</b>	<b>0.00</b>	<b>0.00</b>	<b>0.00</b>	
146660	FHWA VARIOUS PROJECTS COUNTY	2015	(181,573.18)	(220,960.49)	433,125.41			30,591.74
146660	FHWA VARIOUS PROJECTS COUNTY	2016	30,591.74	(97,639.34)	64,938.47			(2,109.13)
146660	FHWA VARIOUS PROJECTS COUNTY	2017	(2,109.13)	(37,751.02)				(39,860.15)
				<b>(356,350.85)</b>	<b>498,063.88</b>	<b>0.00</b>	<b>0.00</b>	
166892	Complete Streets Training	2016		(10,000.00)	10,000.00			0.00
				<b>(10,000.00)</b>	<b>10,000.00</b>	<b>0.00</b>	<b>0.00</b>	
<b>Grand Total</b>				<b>(702,690.66)</b>	<b>726,528.14</b>	<b>0.00</b>	<b>0.00</b>	

County of Maui

Transportation

Grant Revenues & Expenditures Quarterly Report - by Index and Fiscal Year as of 9/30/2016

Index	Index Title	FY	Beginning Fund Balance	Revenue	Expenditures	Transfers In	Transfers Out	Ending Fund Balance
116278	FTA 5309 FFY 2010 BUS & FCILTS	2015	754,149.73	(740,000.00)				14,149.73
116278	FTA 5309 FFY 2010 BUS & FCILTS	2016	14,149.73		(14,149.73)			0.00
				<b>(740,000.00)</b>	<b>(14,149.73)</b>	<b>0.00</b>	<b>0.00</b>	
126280	FTA RURAL TRNST ASSTNCE FFY12	2015	1,301.73					1,301.73
126280	FTA RURAL TRNST ASSTNCE FFY12	2016	1,301.73		2,163.56			3,465.29
126280	FTA RURAL TRNST ASSTNCE FFY12	2017	3,465.29		482.80			3,948.09
				<b>0.00</b>	<b>2,646.36</b>	<b>0.00</b>	<b>0.00</b>	
136278	FTA5309 BUS & BUS FAC SGR	2015	2,334,542.00	(1,000,000.00)	445,458.00			1,780,000.00
136278	FTA5309 BUS & BUS FAC SGR	2016	1,780,000.00	(1,440,000.00)				340,000.00
136278	FTA5309 BUS & BUS FAC SGR	2017	340,000.00	(340,000.00)				0.00
				<b>(2,780,000.00)</b>	<b>445,458.00</b>	<b>0.00</b>	<b>0.00</b>	
136279	FTA#5309 FORMULA FUNDS PRG	2015	26,248.52		21,856.80			48,105.32
136279	FTA#5309 FORMULA FUNDS PRG	2016	48,105.32	(40,265.00)	116,208.00			124,048.32
136279	FTA#5309 FORMULA FUNDS PRG	2017	124,048.32	(7,841.00)				116,207.32
				<b>(48,106.00)</b>	<b>138,064.80</b>	<b>0.00</b>	<b>0.00</b>	
136802	FTA5309 LIVABILITY PRG FY13	2015	683,037.00	(779,714.00)	96,677.00			0.00
				<b>(779,714.00)</b>	<b>96,677.00</b>	<b>0.00</b>	<b>0.00</b>	
146800	FTA SEC5311 NON-URBANIZED AREA	2015		(595,843.00)				(595,843.00)
146800	FTA SEC5311 NON-URBANIZED AREA	2016	(595,843.00)		500,125.00			(95,718.00)
146800	FTA SEC5311 NON-URBANIZED AREA	2017	(295,768.00)					(295,768.00)
				<b>(595,843.00)</b>	<b>500,125.00</b>	<b>0.00</b>	<b>0.00</b>	
146802	FTA RURAL TRNST ASST - RTAP	2015		(3,909.00)	6,746.62			2,837.62
146802	FTA RURAL TRNST ASST - RTAP	2016	2,837.62	(198.00)	3,074.38			5,714.00
146802	FTA RURAL TRNST ASST - RTAP	2017	5,714.00	(5,714.00)				0.00
				<b>(9,821.00)</b>	<b>9,821.00</b>	<b>0.00</b>	<b>0.00</b>	
146804	FTA PLANNING PROGRAM 5305 (e)	2015			94,942.59			94,942.59
146804	FTA PLANNING PROGRAM 5305 (e)	2016	94,942.59	(82,889.00)	36,388.48			48,442.07
146804	FTA PLANNING PROGRAM 5305 (e)	2017	48,442.07					48,442.07
				<b>(82,889.00)</b>	<b>131,331.07</b>	<b>0.00</b>	<b>0.00</b>	
166280	RURAL TRANSIT ASSTNC PRG06	2015		(263.00)				(263.00)
166280	RURAL TRANSIT ASSTNC PRG06	2016	(263.00)		263.00			0.00
				<b>(263.00)</b>	<b>263.00</b>	<b>0.00</b>	<b>0.00</b>	

County of Maui

Transportation

Grant Revenues & Expenditures Quarterly Report - by Index and Fiscal Year as of 9/30/2016

Index	Index Title	FY	Beginning Fund Balance	Revenue	Expenditures	Transfers In	Transfers Out	Ending Fund Balance
166905	FTA SEC5311 FFY2013 GRANT	2016			500,000.00			500,000.00
166905	FTA SEC5311 FFY2013 GRANT	2017	500,000.00					500,000.00
				0.00	500,000.00	0.00	0.00	
166906	FTA SEC5305 METROPOLITAN TRANS	2017			3,750.00			3,750.00
				0.00	3,750.00	0.00	0.00	
<b>Grand Total</b>				<b>(5,036,636.00)</b>	<b>1,813,986.50</b>	<b>0.00</b>	<b>0.00</b>	



County of Maui

Environmental Management

Grant Revenues & Expenditures Quarterly Report - by Index and Fiscal Year as of 9/30/2016

Index	Index Title	FY	Beginning Fund Balance	Revenue	Expenditures	Transfers In	Transfers Out	Ending Fund Balance
136038	W MAUI RECYCLED WTR SYSTEM EXP	2015	(792,057.76)	(236,221.87)	479,925.64			(548,353.99)
136038	W MAUI RECYCLED WTR SYSTEM EXP	2016	(548,353.99)					(548,353.99)
136038	W MAUI RECYCLED WTR SYSTEM EXP	2017	(548,353.99)					(548,353.99)
				<b>(236,221.87)</b>	<b>479,925.64</b>	<b>0.00</b>	<b>0.00</b>	
136886	USED OIL RECOVERY FY2013	2015	4,298.59	(4,298.59)				0.00
				<b>(4,298.59)</b>	<b>0.00</b>	<b>0.00</b>	<b>0.00</b>	
146900	USED MOTOR OIL COLLECTION PRG	2015	38,216.61	(43,091.46)	4,874.85			0.00
				<b>(43,091.46)</b>	<b>4,874.85</b>	<b>0.00</b>	<b>0.00</b>	
146903	ELECTRONIC DEVICE RECYCLING	2015	12,859.57		10,950.00			23,809.57
146903	ELECTRONIC DEVICE RECYCLING	2016	23,809.57					23,809.57
146903	ELECTRONIC DEVICE RECYCLING	2017	23,809.57					23,809.57
				<b>0.00</b>	<b>10,950.00</b>	<b>0.00</b>	<b>0.00</b>	
146904	GLASS RECOVERY PROGRAM	2015	25,761.01	(25,761.01)				0.00
				<b>(25,761.01)</b>	<b>0.00</b>	<b>0.00</b>	<b>0.00</b>	
146906	HYATT/W MAUI RECYCLED WATER	2015	(501,237.01)	25,761.01				(475,476.00)
146906	HYATT/W MAUI RECYCLED WATER	2016	(475,476.00)					(475,476.00)
146906	HYATT/W MAUI RECYCLED WATER	2017	(475,476.00)					(475,476.00)
				<b>25,761.01</b>	<b>0.00</b>	<b>0.00</b>	<b>0.00</b>	
146907	STARWOOD/W MAUI RECYCLED WATER	2015		(931,920.00)				(931,920.00)
146907	STARWOOD/W MAUI RECYCLED WATER	2016	(931,920.00)	(465,960.00)				(1,397,880.00)
146907	STARWOOD/W MAUI RECYCLED WATER	2017	(1,397,880.00)					(1,397,880.00)
				<b>(1,397,880.00)</b>	<b>0.00</b>	<b>0.00</b>	<b>0.00</b>	
156900	USED MOTOR OIL COLLECTION FY15	2015		(48,599.01)	63,000.00			14,400.99
156900	USED MOTOR OIL COLLECTION FY15	2016	14,400.99	(22,450.12)	8,125.00			75.87
156900	USED MOTOR OIL COLLECTION FY15	2017	75.87					75.87
				<b>(71,049.13)</b>	<b>71,125.00</b>	<b>0.00</b>	<b>0.00</b>	
156903	ELECTRONIC DEVICE RECYCLING	2015			100,000.00			100,000.00
156903	ELECTRONIC DEVICE RECYCLING	2016	100,000.00					100,000.00
156903	ELECTRONIC DEVICE RECYCLING	2017	100,000.00					100,000.00
				<b>0.00</b>	<b>100,000.00</b>	<b>0.00</b>	<b>0.00</b>	
156907	GLASS RECOVERY PROGRAM	2015		(111,060.00)	74,040.00			(37,020.00)
156907	GLASS RECOVERY PROGRAM	2016	(37,020.00)					(37,020.00)

County of Maui

Environmental Management

Grant Revenues & Expenditures Quarterly Report - by Index and Fiscal Year as of 9/30/2016


Index	Index Title	FY	Beginning Fund Balance	Revenue	Expenditures	Transfers In	Transfers Out	Ending Fund Balance
156907	GLASS RECOVERY PROGRAM	2017	(37,020.00)	(4,877.59)				(41,897.59)
				(115,937.59)	74,040.00	0.00	0.00	
166709	ADVANCE GLASS DISPOSAL FEE	2016			55,333.32			55,333.32
166709	ADVANCE GLASS DISPOSAL FEE	2017	55,333.32					55,333.32
				0.00	55,333.32	0.00	0.00	
166710	ELECTRONIC DEVICE RECYCLING	2016			50,000.00			50,000.00
166710	ELECTRONIC DEVICE RECYCLING	2017	50,000.00					50,000.00
				0.00	50,000.00	0.00	0.00	
<b>Grand Total</b>				(1,868,478.64)	846,248.81	0.00	0.00	

---

## III. Expenditures

---

### III.A. Operations by Activity



**County of Maui**  
**Statement of Appropriations and Expenditures**  
**Operations by Activity**  
**Fiscal Year Ending 6/30/16 - as of 9/30/2016**

Activity		Prior Year	Amended	Year	Current	Balance	% of
* Program	** Fund	*** Department	Encumbrance	Annual	to Date	Encumbrance	Budget
			6/30/2015	Estimate	Expended	09/30/2016	Available
							Available
<b>County Council</b>							
01000		Council services	215,477	5,620,409	1,065,088	465,782	4,305,018 76.6 %
<b>010</b>	<b>*</b>	<b>COUNCIL SERVICES PROGRAM</b>	<b>215,477</b>	<b>5,620,409</b>	<b>1,065,088</b>	<b>465,782</b>	<b>4,305,018 76.6 %</b>
01300		COUNTY AUDITOR PROGRAM	261,361	1,180,527	185,914	255,372	1,000,602 84.8 %
<b>013</b>	<b>*</b>	<b>COUNTY AUDITOR PROGRAM</b>	<b>261,361</b>	<b>1,180,527</b>	<b>185,914</b>	<b>255,372</b>	<b>1,000,602 84.8 %</b>
<b>Fund **</b>	<b>GENERAL FUND</b>		<b>476,838</b>	<b>6,800,936</b>	<b>1,251,002</b>	<b>721,154</b>	<b>5,305,620 78.0 %</b>
<b>Dept ***</b>	<b>County Council</b>		<b>476,838</b>	<b>6,800,936</b>	<b>1,251,002</b>	<b>721,154</b>	<b>5,305,620 78.0 %</b>
<b>County Clerk</b>							
02000		County clerk	103,283	1,744,443	373,785	103,283	1,370,659 78.6 %
<b>020</b>	<b>*</b>	<b>COUNTY CLERK PROGRAM</b>	<b>103,283</b>	<b>1,744,443</b>	<b>373,785</b>	<b>103,283</b>	<b>1,370,659 78.6 %</b>
<b>Fund **</b>	<b>GENERAL FUND</b>		<b>103,283</b>	<b>1,744,443</b>	<b>373,785</b>	<b>103,283</b>	<b>1,370,659 78.6 %</b>
<b>Dept ***</b>	<b>County Clerk</b>		<b>103,283</b>	<b>1,744,443</b>	<b>373,785</b>	<b>103,283</b>	<b>1,370,659 78.6 %</b>
<b>Office of the Mayor</b>							
03000		Office of mayor administration	4,694	1,500,595	346,535	10,090	1,148,664 76.5 %
<b>030</b>	<b>*</b>	<b>OFFICE OF MAYOR ADMIN PROGRAM</b>	<b>4,694</b>	<b>1,500,595</b>	<b>346,535</b>	<b>10,090</b>	<b>1,148,664 76.5 %</b>
04000		Economic development	6,587	1,252,997	331,812	161,052	766,722 61.2 %
04001		Molokai economic dev & cultura	104,761	140,000	16,878	96,365	131,519 93.9 %
04009		Agriculture promotion	84,806	215,000	30,129	61,650	208,028 96.8 %
04010		Aquaculture & marine resources	35,311		15,839	19,473	-
04011		Film industry promotions	1,214	125,000	11,342		114,871 91.9 %
04013		Maui county farm bureau	148,478	305,000		148,478	305,000 100.0 %
04014		Maui economic development boar	234,838	830,000	30,614	204,224	830,000 100.0 %
04015		Maui visitors bureau	181	4,200,000	505,694	3,694,306	181 0.0 %
04017		Small business/high tech promo	11,261	100,000	7,863	28,397	75,000 75.0 %
04030		Maui arts & cultural center	31,827	318,270	31,827		318,270 100.0 %

**County of Maui**  
**Statement of Appropriations and Expenditures**  
**Operations by Activity**  
**Fiscal Year Ending 6/30/16 - as of 9/30/2016**

Activity			Prior Year	Amended	Year	Current	Balance	% of
* Program	** Fund	*** Department	Encumbrance	Annual	to Date	Encumbrance	Available	Budget
			6/30/2015	Estimate	Expended	09/30/2016		Available
04037		Business research library	33,256	72,100	20,519	12,738	72,100	100.0 %
04039		Hui o waa kaulua		120,000			120,000	100.0 %
04054		Environmental protection	1,202,855	1,400,000	346,673	954,091	1,302,091	93.0 %
04057		East Maui econ dev/cultural	56,773	100,000	21,629	35,325	99,819	99.8 %
04066		UH tropical ag/human resources	90,830	75,000	3,492	87,338	75,000	100.0 %
04068		MEO bus dev cp microenterprise	105,438	275,000	14,808	90,630	275,000	100.0 %
04070		Maui nui botanical gardens	39,050	150,000	39,050		150,000	100.0 %
04079		Maui Arts&Cult Capital	870,000	450,000		870,000	450,000	100.0 %
04081		Grnt-Maui comm theater-lao imp	45,518	53,045	45,405		53,158	100.2 %
04082		Maui soil/water conservation		139,000		139,000		0.0 %
04083		Soil/water conservation-Moloka		22,000			22,000	100.0 %
04092		CULTURAL & ARTS PROGRAM	21,195	70,000	1,066	20,129	70,000	100.0 %
04093		Molokai Livestock Cooperative	10,300	10,000		10,300	10,000	100.0 %
04094		Academy of Hospitality & Touri	16,200	10,000		10,000	16,200	162.0 %
04106		Ke Ao I Ka Makani Ho'eha'ili	6,766		6,766			-
04108		KA 'OHANA O KALAUPAPA	23,584		23,584			-
04113		Ka Ipu Kukui fellows leadrshp	2,555	25,750	2,555		25,750	100.0 %
04117		Renewable energy programs		75,000	6,015		68,985	92.0 %
04118		Grnts Friends of Maui H School	12,876	65,000		12,876	65,000	100.0 %
04122		4-H UPCOUNTRY FAIR	1,367	35,000	1,367		35,000	100.0 %
04124		HANA ARTS	20,000	20,000	20,000		20,000	100.0 %
04125		Maui Eco Dev Brd-Maui HS prg m	50,780	45,000		50,780	45,000	100.0 %
04126		COQUI FROG ERADICATION PRJ	1,104,997	300,000	72,627	1,032,370	300,000	100.0 %
04130		HAI-MAK-PAI ECO DEVT&CULTURAL	28,673	175,000	24,120	4,553	175,000	100.0 %
04135		Ma Ka Hana Ka Ike-OED		90,000			90,000	100.0 %
04139		Festivals of aloha		50,000			50,000	100.0 %
04145		Lanai eco dev & cultural prgs	87,963	200,000	22,308	66,963	198,692	99.3 %
04148		SISTER CITY PROGRAM	22,500	15,000		22,500	15,000	100.0 %
04151		Maui Film Festival	25,000	25,000		25,000	25,000	100.0 %

**County of Maui**  
**Statement of Appropriations and Expenditures**  
**Operations by Activity**  
**Fiscal Year Ending 6/30/16 - as of 9/30/2016**

Activity			Prior Year	Amended	Year	Current	Balance	% of
* Program	** Fund	*** Department	Encumbrance 6/30/2015	Annual Estimate	to Date Expended	Encumbrance 09/30/2016	Available	Budget Available
04152		Lahaina Boat Day	2,880	25,750		2,880	25,750	100.0 %
04154		Made in maui county festival		100,000			100,000	100.0 %
04404		Economic dev initiatives prg	43,967	150,000	37,391	7,383	149,194	99.5 %
32169		Arts education/innovative prg		424,360			424,360	100.0 %
<b>040</b>	<b>*</b>	<b>MAYOR ADMIN ECONOMIC DEV PRGMS</b>	<b>4,584,587</b>	<b>12,253,272</b>	<b>1,691,373</b>	<b>7,868,801</b>	<b>7,277,690</b>	<b>59.4 %</b>
12300		BUDGET	21,572	487,941	143,263		366,250	75.1 %
<b>123</b>	<b>*</b>	<b>BUDGET PROGRAM</b>	<b>21,572</b>	<b>487,941</b>	<b>143,263</b>	<b>0</b>	<b>366,250</b>	<b>75.1 %</b>
<b>Fund</b>	<b>**</b>	<b>GENERAL FUND</b>	<b>4,610,853</b>	<b>14,241,808</b>	<b>2,181,171</b>	<b>7,878,891</b>	<b>8,792,604</b>	<b>61.7 %</b>
<b>Dept</b>	<b>***</b>	<b>Office of the Mayor</b>	<b>4,610,853</b>	<b>14,241,808</b>	<b>2,181,171</b>	<b>7,878,891</b>	<b>8,792,604</b>	<b>61.7 %</b>
<b>Management</b>								
06000		Management	173,502	1,319,336	308,561	144,767	1,039,509	78.8 %
06011		County Facilities Security Pro		216,000			216,000	100.0 %
32178		West maui veterans club		4,000			4,000	100.0 %
<b>060</b>	<b>*</b>	<b>MANAGEMENT PROGRAM</b>	<b>173,502</b>	<b>1,539,336</b>	<b>308,561</b>	<b>144,767</b>	<b>1,259,509</b>	<b>81.8 %</b>
06500		Management information systems	3,610,494	9,268,379	2,300,283	2,840,151	7,738,440	83.5 %
<b>065</b>	<b>*</b>	<b>MANAGEMENT INFORMATION SYSTEMS</b>	<b>3,610,494</b>	<b>9,268,379</b>	<b>2,300,283</b>	<b>2,840,151</b>	<b>7,738,440</b>	<b>83.5 %</b>
06600		Geographic information systems	5,234	410,947	64,289	23,231	328,662	80.0 %
<b>066</b>	<b>*</b>	<b>GEOGRAPHIC INFORMATION SYSTEMS</b>	<b>5,234</b>	<b>410,947</b>	<b>64,289</b>	<b>23,231</b>	<b>328,662</b>	<b>80.0 %</b>
<b>Fund</b>	<b>**</b>	<b>GENERAL FUND</b>	<b>3,789,230</b>	<b>11,218,662</b>	<b>2,673,133</b>	<b>3,008,149</b>	<b>9,326,611</b>	<b>83.1 %</b>
06003		Moku'ula and Mokuhinia		400,000			400,000	100.0 %
<b>060</b>	<b>*</b>	<b>MANAGEMENT PROGRAM</b>	<b>0</b>	<b>400,000</b>	<b>0</b>	<b>0</b>	<b>400,000</b>	<b>100.0 %</b>
<b>Fund</b>	<b>**</b>	<b>SPECIAL REVENUE FUND</b>	<b>0</b>	<b>400,000</b>	<b>0</b>	<b>0</b>	<b>400,000</b>	<b>100.0 %</b>
<b>Dept</b>	<b>***</b>	<b>Management</b>	<b>3,789,230</b>	<b>11,618,662</b>	<b>2,673,133</b>	<b>3,008,149</b>	<b>9,726,611</b>	<b>83.7 %</b>

**County of Maui**  
**Statement of Appropriations and Expenditures**  
**Operations by Activity**  
**Fiscal Year Ending 6/30/16 - as of 9/30/2016**

Activity * Program ** Fund *** Department	Prior Year Encumbrance 6/30/2015	Amended Annual Estimate	Year to Date Expended	Current Encumbrance 09/30/2016	Balance Available	% of Budget Available
<b>Corporation Counsel</b>						
07000 Legal services	49,109	3,426,617	733,978	57,948	2,683,800	78.3 %
<b>070 * LEGAL SERVICES PROGRAM</b>	<b>49,109</b>	<b>3,426,617</b>	<b>733,978</b>	<b>57,948</b>	<b>2,683,800</b>	<b>78.3 %</b>
<b>Fund ** GENERAL FUND</b>	<b>49,109</b>	<b>3,426,617</b>	<b>733,978</b>	<b>57,948</b>	<b>2,683,800</b>	<b>78.3 %</b>
<b>Dept *** Corporation Counsel</b>	<b>49,109</b>	<b>3,426,617</b>	<b>733,978</b>	<b>57,948</b>	<b>2,683,800</b>	<b>78.3 %</b>
<b>Prosecuting Attorney</b>						
08000 Prosecutors administration	4,193	836,656	216,774	104,711	519,364	62.1 %
<b>080 * PROSECUTORS ADMIN PROGRAM</b>	<b>4,193</b>	<b>836,656</b>	<b>216,774</b>	<b>104,711</b>	<b>519,364</b>	<b>62.1 %</b>
09000 General prosecution	840	5,385,168	1,269,733	952	4,115,324	76.4 %
<b>090 * GENERAL PROSECUTION PROGRAM</b>	<b>840</b>	<b>5,385,168</b>	<b>1,269,733</b>	<b>952</b>	<b>4,115,324</b>	<b>76.4 %</b>
<b>Fund ** GENERAL FUND</b>	<b>5,033</b>	<b>6,221,824</b>	<b>1,486,507</b>	<b>105,663</b>	<b>4,634,688</b>	<b>74.5 %</b>
<b>Dept *** Prosecuting Attorney</b>	<b>5,033</b>	<b>6,221,824</b>	<b>1,486,507</b>	<b>105,663</b>	<b>4,634,688</b>	<b>74.5 %</b>
<b>Finance</b>						
10000 Finance Administration	2,990	738,356	169,466	16,532	555,349	75.2 %
<b>100 * FINANCE ADMIN PROGRAM</b>	<b>2,990</b>	<b>738,356</b>	<b>169,466</b>	<b>16,532</b>	<b>555,349</b>	<b>75.2 %</b>
11000 Treasury	64,970	1,113,033	254,574	61,170	862,258	77.5 %
<b>110 * TREASURY PROGRAM</b>	<b>64,970</b>	<b>1,113,033</b>	<b>254,574</b>	<b>61,170</b>	<b>862,258</b>	<b>77.5 %</b>
12000 Accounts	45,023	1,645,450	310,148	46,378	1,333,946	81.1 %
<b>120 * ACCOUNTS PROGRAM</b>	<b>45,023</b>	<b>1,645,450</b>	<b>310,148</b>	<b>46,378</b>	<b>1,333,946</b>	<b>81.1 %</b>
13000 Purchasing	10,331	460,949	108,956	40,682	321,642	69.8 %
<b>130 * PURCHASING PROGRAM</b>	<b>10,331</b>	<b>460,949</b>	<b>108,956</b>	<b>40,682</b>	<b>321,642</b>	<b>69.8 %</b>
14000 Financial services	1,203,471	6,789,156	1,434,528	1,302,893	5,255,206	77.4 %
14003 CW svc ctr-annual lease costs	187,586	506,800	132,221	319,807	242,357	47.8 %



**County of Maui**  
**Statement of Appropriations and Expenditures**  
**Operations by Activity**  
**Fiscal Year Ending 6/30/16 - as of 9/30/2016**

Activity	Prior Year Encumbrance 6/30/2015	Amended Annual Estimate	Year to Date Expended	Current Encumbrance 09/30/2016	Balance Available	% of Budget Available
* Program ** Fund *** Department						
<b>140 * FINANCIAL SERVICES</b>	<b>1,391,057</b>	<b>7,295,956</b>	<b>1,566,749</b>	<b>1,622,700</b>	<b>5,497,563</b>	<b>75.4 %</b>
17001 Countywide fringe benefits	261,743	57,047,410	8,930,571	259,152	48,119,431	84.3 %
17002 Interfund Fringe Reimbursement			(46,706)		46,706	-
17003 Bond issuance & debt services		5,806,714	1,270		5,805,444	100.0 %
17005 Supplemental transfer golf		2,767,331	691,833		2,075,498	75.0 %
17006 Supplemental transfer solidwst		11,828,064	2,857,016		8,971,048	75.8 %
17009 Insurance & self insurance	725,919	12,700,000	1,885,800	636,661	10,903,457	85.9 %
17012 Open space, natural resources		2,734,892	2,734,892			0.0 %
17013 CW affordable housing fund		5,469,783	5,469,783			0.0 %
17014 Countywide general costs	23,045	936,126	240,310	27,012	691,849	73.9 %
17015 Overhead reimbursement		(22,043,724)	(5,081,957)		(16,961,767)	76.9 %
17016 Transfer to Emergency Fund		4,000,000	4,000,000			0.0 %
17019 Post-Employment Obligations Fd		16,172,000	16,172,000			0.0 %
<b>170 * COUNTY WIDE COSTS PROGRAM</b>	<b>1,010,707</b>	<b>97,418,596</b>	<b>37,854,812</b>	<b>922,825</b>	<b>59,651,666</b>	<b>61.2 %</b>
<b>Fund ** GENERAL FUND</b>	<b>2,525,078</b>	<b>108,672,340</b>	<b>40,264,705</b>	<b>2,710,287</b>	<b>68,222,424</b>	<b>62.8 %</b>
17003 Bond issuance & debt services		40,326,226	13,511,094		26,815,133	66.5 %
<b>170 * COUNTY WIDE COSTS PROGRAM</b>	<b>0</b>	<b>40,326,226</b>	<b>13,511,094</b>	<b>0</b>	<b>26,815,133</b>	<b>66.5 %</b>
<b>Fund ** DEBT SERVICE FUND</b>	<b>0</b>	<b>40,326,226</b>	<b>13,511,094</b>	<b>0</b>	<b>26,815,133</b>	<b>66.5 %</b>
<b>Dept *** Finance</b>	<b>2,525,078</b>	<b>148,998,566</b>	<b>53,775,799</b>	<b>2,710,287</b>	<b>95,037,557</b>	<b>63.8 %</b>
<b>Personnel Services</b>						
18000 Personnel services	16,335	1,579,802	334,773	134,579	1,126,784	71.3 %
<b>180 * PERSONNEL SERVICES PROGRAM</b>	<b>16,335</b>	<b>1,579,802</b>	<b>334,773</b>	<b>134,579</b>	<b>1,126,784</b>	<b>71.3 %</b>
<b>Fund ** GENERAL FUND</b>	<b>16,335</b>	<b>1,579,802</b>	<b>334,773</b>	<b>134,579</b>	<b>1,126,784</b>	<b>71.3 %</b>
<b>Dept *** Personnel Services</b>	<b>16,335</b>	<b>1,579,802</b>	<b>334,773</b>	<b>134,579</b>	<b>1,126,784</b>	<b>71.3 %</b>
<b>Planning</b>						

**County of Maui  
Statement of Appropriations and Expenditures  
Operations by Activity  
Fiscal Year Ending 6/30/16 - as of 9/30/2016**

Activity	Prior Year Encumbrance 6/30/2015	Amended Annual Estimate	Year to Date Expended	Current Encumbrance 09/30/2016	Balance Available	% of Budget Available
* Program ** Fund *** Department						
19000 Planning	108,779	5,108,655	1,117,650	590,568	3,509,216	68.7 %
19005 Development fee impact study	3,095			3,095		-
19006 General plan update	56,213			56,213		-
19021 Maui redevelopment agency	125,821	183,500	71,079	63,509	174,733	95.2 %
19035 UH-Maui Sea Grant		88,975	(5,059)	88,975	5,059	5.7 %
19039 Development mitigation fee stu	15,280			15,280		-
19042 Small Town Planning	15,178			15,178		-
19063 Cultural resource management		25,000			25,000	100.0 %
19066 Puunene airprt master pln updt	9,123			9,123		-
19067 Envrnmtl assmnts-Planning	4,164			4,164		-
19613 Wailuku first friday events		25,000			25,000	100.0 %
<b>190 * PLANNING PROGRAM</b>	<b>337,653</b>	<b>5,431,130</b>	<b>1,183,670</b>	<b>846,105</b>	<b>3,739,008</b>	<b>68.8 %</b>
<b>Fund ** GENERAL FUND</b>	<b>337,653</b>	<b>5,431,130</b>	<b>1,183,670</b>	<b>846,105</b>	<b>3,739,008</b>	<b>68.8 %</b>
<b>Dept *** Planning</b>	<b>337,653</b>	<b>5,431,130</b>	<b>1,183,670</b>	<b>846,105</b>	<b>3,739,008</b>	<b>68.8 %</b>
<b>Police</b>						
26000 Police administration	83,110	5,022,012	1,304,178	87,119	3,713,830	74.0 %
<b>260 * POLICE ADMINISTRATION PROGRAM</b>	<b>83,110</b>	<b>5,022,012</b>	<b>1,304,178</b>	<b>87,119</b>	<b>3,713,830</b>	<b>74.0 %</b>
27000 Investigative service	46,267	10,900,351	2,419,043	95,299	8,432,276	77.4 %
<b>270 * INVESTIGATIVE SERVICE PROGRAM</b>	<b>46,267</b>	<b>10,900,351</b>	<b>2,419,043</b>	<b>95,299</b>	<b>8,432,276</b>	<b>77.4 %</b>
28000 Uniformed patrol services	761,278	29,255,144	6,987,212	690,985	22,338,225	76.4 %
<b>280 * UNIFORMED PATROL SERVICES PROG</b>	<b>761,278</b>	<b>29,255,144</b>	<b>6,987,212</b>	<b>690,985</b>	<b>22,338,225</b>	<b>76.4 %</b>
29000 Technical & support services	814,850	9,136,129	1,948,637	988,569	7,013,778	76.8 %
<b>290 * TECHNICAL &amp; SUPPORT SVCS PROG</b>	<b>814,850</b>	<b>9,136,129</b>	<b>1,948,637</b>	<b>988,569</b>	<b>7,013,778</b>	<b>76.8 %</b>
<b>Fund ** GENERAL FUND</b>	<b>1,705,505</b>	<b>54,313,636</b>	<b>12,659,070</b>	<b>1,861,972</b>	<b>41,498,109</b>	<b>76.4 %</b>

**County of Maui**  
**Statement of Appropriations and Expenditures**  
**Operations by Activity**  
**Fiscal Year Ending 6/30/16 - as of 9/30/2016**

Activity * Program ** Fund *** Department	Prior Year Encumbrance 6/30/2015	Amended Annual Estimate	Year to Date Expended	Current Encumbrance 09/30/2016	Balance Available	% of Budget Available
<b>Dept *** Police</b>	<b>1,705,505</b>	<b>54,313,636</b>	<b>12,659,070</b>	<b>1,861,972</b>	<b>41,498,109</b>	<b>76.4 %</b>
<b>Fire and Public Safety</b>						
22000 Fire control admin & maint	180,854	2,619,455	602,454	181,793	2,016,064	77.0 %
<b>220 * FIRE CONTROL ADMIN/MAINT PROG</b>	<b>180,854</b>	<b>2,619,455</b>	<b>602,454</b>	<b>181,793</b>	<b>2,016,064</b>	<b>77.0 %</b>
23000 Fire control training	81,077	1,193,916	244,541	54,970	975,484	81.7 %
<b>230 * FIRE CONTROL TRAINING PROGRAM</b>	<b>81,077</b>	<b>1,193,916</b>	<b>244,541</b>	<b>54,970</b>	<b>975,484</b>	<b>81.7 %</b>
24000 Fire rescue operations	483,386	28,237,581	7,242,102	2,275,695	19,203,181	68.0 %
<b>240 * FIRE RESCUE OPERATIONS PROGRAM</b>	<b>483,386</b>	<b>28,237,581</b>	<b>7,242,102</b>	<b>2,275,695</b>	<b>19,203,181</b>	<b>68.0 %</b>
25000 Fire prevention	8,305	922,853	209,110	10,767	711,281	77.1 %
<b>250 * FIRE PREVENTION PROGRAM</b>	<b>8,305</b>	<b>922,853</b>	<b>209,110</b>	<b>10,767</b>	<b>711,281</b>	<b>77.1 %</b>
25200 Ocean safety adm/ocean safety		3,432,557	796,671	3,385	2,632,501	76.7 %
<b>252 * OCEAN SAFETY PROGRAM</b>	<b>0</b>	<b>3,432,557</b>	<b>796,671</b>	<b>3,385</b>	<b>2,632,501</b>	<b>76.7 %</b>
<b>Fund ** GENERAL FUND</b>	<b>753,622</b>	<b>36,406,362</b>	<b>9,094,878</b>	<b>2,526,610</b>	<b>25,538,511</b>	<b>70.1 %</b>
<b>Dept *** Fire and Public Safety</b>	<b>753,622</b>	<b>36,406,362</b>	<b>9,094,878</b>	<b>2,526,610</b>	<b>25,538,511</b>	<b>70.1 %</b>
<b>Civil Defense</b>						
21000 Civil defense	584	650,507	112,162	1,712	537,217	82.6 %
21003 GRNT AMERICAN RED CROSS		25,000			25,000	100.0 %
<b>210 * CIVIL DEFENSE PROGRAM</b>	<b>584</b>	<b>675,507</b>	<b>112,162</b>	<b>1,712</b>	<b>562,217</b>	<b>83.2 %</b>
<b>Fund ** GENERAL FUND</b>	<b>584</b>	<b>675,507</b>	<b>112,162</b>	<b>1,712</b>	<b>562,217</b>	<b>83.2 %</b>
<b>Dept *** Civil Defense</b>	<b>584</b>	<b>675,507</b>	<b>112,162</b>	<b>1,712</b>	<b>562,217</b>	<b>83.2 %</b>
<b>Liquor Control</b>						
20000 Liquor control general	11,114	2,048,808	356,446	137,376	1,566,101	76.4 %
20002 Liquor admin overhead charges		1,131,097	194,292		936,805	82.8 %

**County of Maui**  
**Statement of Appropriations and Expenditures**  
**Operations by Activity**  
**Fiscal Year Ending 6/30/16 - as of 9/30/2016**

Activity * Program ** Fund *** Department	Prior Year Encumbrance 6/30/2015	Amended Annual Estimate	Year to Date Expended	Current Encumbrance 09/30/2016	Balance Available	% of Budget Available
<b>200 * LIQUOR CONTROL GENERAL PROG</b>	<b>11,114</b>	<b>3,179,905</b>	<b>550,738</b>	<b>137,376</b>	<b>2,502,906</b>	<b>78.7 %</b>
<b>Fund ** GENERAL FUND</b>	<b>11,114</b>	<b>3,179,905</b>	<b>550,738</b>	<b>137,376</b>	<b>2,502,906</b>	<b>78.7 %</b>
<b>Dept *** Liquor Control</b>	<b>11,114</b>	<b>3,179,905</b>	<b>550,738</b>	<b>137,376</b>	<b>2,502,906</b>	<b>78.7 %</b>
<b>Housing and Human Concerns</b>						
30000 Housing & human concerns admin	9,642	560,144	149,329	97,943	322,514	57.6 %
<b>300 * HSG &amp; HUMAN CONCERNS ADM PROG</b>	<b>9,642</b>	<b>560,144</b>	<b>149,329</b>	<b>97,943</b>	<b>322,514</b>	<b>57.6 %</b>
31000 Housing	17,464	632,412	115,164	69,221	465,492	73.6 %
31006 Affordable rental housing prg		1,000,000			1,000,000	100.0 %
31007 Hale Mahaolu-Homeownership/hsg		80,000			80,000	100.0 %
<b>310 * HOUSING PROGRAM</b>	<b>17,464</b>	<b>1,712,412</b>	<b>115,164</b>	<b>69,221</b>	<b>1,545,492</b>	<b>90.3 %</b>
32000 Human concerns - general	89,410	5,316,672	1,206,378	343,095	3,856,608	72.5 %
32001 Hana Youth Center, Inc	1,363	147,041			148,404	100.9 %
32011 Women helping women		220,850	55,213	165,638		0.0 %
32012 Early childhood		106,090			106,090	100.0 %
32014 Substance abuse	55,849	533,650	12,849	63,000	513,650	96.3 %
32015 E Malama I Na Keiki preschool	3,459	86,335			89,794	104.0 %
32016 Homelessness programs		1,000,000	116,750	350,250	533,000	53.3 %
32017 Maui adult day care center		358,440		358,440		0.0 %
32018 MCC cooperative education	996	25,750			26,746	103.9 %
32019 MEO Headstart after school		245,040			245,040	100.0 %
32020 MEO headstart summer	17,500	180,250	17,500		180,250	100.0 %
32022 Community partnership grants	32,089		2,195	19,799	10,095	-
32025 Lanai Youth Center		172,086			172,086	100.0 %
32029 Kihei Youth Center	1,957	245,285			247,242	100.8 %
32034 Youth	11,548	110,321		11,280	110,589	100.2 %
32036 Maui family support services		65,564			65,564	100.0 %
32039 J. Walter Cameron center expsn		90,000			90,000	100.0 %

**County of Maui**  
**Statement of Appropriations and Expenditures**  
**Operations by Activity**  
**Fiscal Year Ending 6/30/16 - as of 9/30/2016**

Activity			Prior Year	Amended	Year	Current	Balance	% of
* Program	** Fund	*** Department	Encumbrance	Annual	to Date	Encumbrance	Available	Budget
			6/30/2015	Estimate	Expended	09/30/2016		Available
32040		Big brothers & sisters		105,892			105,892	100.0 %
32058		Mental health associaiton		65,207			65,207	100.0 %
32062		Self sufficiency	2,634	98,526			101,160	102.7 %
32064		Hana community association	8,239	84,863		8,239	84,863	100.0 %
32070		MEO infant toddler care		97,850			97,850	100.0 %
32084		Maui community food bank		355,350			355,350	100.0 %
32085		Maui arts & performing academy		15,450			15,450	100.0 %
32088		Hui Malama learning center		282,843			282,843	100.0 %
32090		FAM SPT-TEEN VOICES	1	42,630			42,631	100.0 %
32093		BOY SCOUTS OF AMERICA	44,428		44,428			-
32094		Salvation Army		142,000			142,000	100.0 %
32100		Grant for Molokai Youth Ctr		257,500			257,500	100.0 %
32102		IMUA FAMILY SERVICES		36,050			36,050	100.0 %
32104		Paia Youth Council, Inc		230,978	115,489	115,489		0.0 %
32106		Boys/Girls Club of Maui, Inc		1,026,910	256,728	770,183		0.0 %
32109		Maui Farm		242,573			242,573	100.0 %
32110		YOUTH ALCOHOL EDUC AWARENESS	30,000	100,000	25,000	55,000	50,000	50.0 %
32111		Coalition for Drug Free Lanai		43,272			43,272	100.0 %
32116		MEO ENLACE HISPANO PROGRAM		98,417			98,417	100.0 %
32117		Lahaina tutoring project		11,000			11,000	100.0 %
32119		Volunter ctr projct graduation		47,741			47,741	100.0 %
32120		Ohana Makamae	22,677	90,707		22,677	90,707	100.0 %
32127		National Kidney Foundation/HI		25,000			25,000	100.0 %
32130		Lanai women's center		82,610			82,610	100.0 %
32135		Grnnts/Disb-Svcs-Frail/Elderly	203,312	861,739	71,301	132,011	861,739	100.0 %
32136		Kansha preschool	10,000			10,000		-
32142		MEO UNDERAGE DRINKING		51,500	12,875	38,625		0.0 %
32146		MEO Planning&Coordinating		85,490			85,490	100.0 %
32148		MOLOKAI COM'TY HEALTH CTR	8				8	-

**County of Maui**  
**Statement of Appropriations and Expenditures**  
**Operations by Activity**  
**Fiscal Year Ending 6/30/16 - as of 9/30/2016**

Activity	Prior Year	Amended	Year	Current	Balance	% of
* Program ** Fund *** Department	Encumbrance	Annual	to Date	Encumbrance	Available	Budget
	6/30/2015	Estimate	Expended	09/30/2016		Available
32149 Grnt-Best Buddies prgrm		85,000			85,000	100.0 %
32150 MEO B.E.S.T. REINTEGRATION		106,090	26,523	79,567		0.0 %
32152 HALE MAKUA		200,000			200,000	100.0 %
32156 LANAI YOUTH CTR FACILITY	75,000	150,000		75,000	150,000	100.0 %
32158 Hawaiian Kamalii Inc.		18,672			18,672	100.0 %
32159 MEO youth services	5,432	200,850			206,282	102.7 %
32160 MAUI YOUTH & FAMILY SVC, INC		100,000			100,000	100.0 %
32162 FEED MY SHEEP		75,000			75,000	100.0 %
32163 Hale mahaolu personal care prg	51,500	106,090	(103,000)	103,000	157,590	148.5 %
32167 Special Olympics Hawaii grnts		38,247			38,247	100.0 %
32169 Arts education/innovative prg	6,206				6,206	-
32171 MENTAL HEALTH KOKUA		100,000			100,000	100.0 %
32172 ROMAN CATHOLIC CHURCH SOH	3,000			3,000		-
32175 KUPUNA CARE SVC	42,357		8,335	34,022		-
32179 Food, shelter & safty grants		860,630	6,000	6,000	848,630	98.6 %
<b>320 * HUMAN CONCERNS PROGRAM</b>	<b>718,965</b>	<b>15,526,051</b>	<b>1,874,564</b>	<b>2,764,315</b>	<b>11,606,138</b>	<b>74.8 %</b>
33000 Animal management		100,000			100,000	100.0 %
33003 Animal Sheltering Program	12,156	863,255		10,300	865,111	100.2 %
33006 ANIMAL ENFORCEMENT PROGRAM	6,176	569,057		6,176	569,057	100.0 %
33010 Grant 2 Molokai Humane Society		137,634			137,634	100.0 %
33012 Grant 2 Lanai Animal Rescue		15,000			15,000	100.0 %
<b>330 * ANIMAL MANAGMENT PROGRAM</b>	<b>18,332</b>	<b>1,684,946</b>	<b>0</b>	<b>16,476</b>	<b>1,686,802</b>	<b>100.1 %</b>
<b>Fund ** GENERAL FUND</b>	<b>764,403</b>	<b>19,483,553</b>	<b>2,139,057</b>	<b>2,947,955</b>	<b>15,160,946</b>	<b>77.8 %</b>
<b>Dept *** Housing and Human Concerns</b>	<b>764,403</b>	<b>19,483,553</b>	<b>2,139,057</b>	<b>2,947,955</b>	<b>15,160,946</b>	<b>77.8 %</b>
<b>Parks and Recreation</b>						
34000 Parks & recreation administrat	36,386	1,744,867	419,279	40,077	1,321,896	75.8 %
34002 MCCC workline		117,000			117,000	100.0 %

**County of Maui**  
**Statement of Appropriations and Expenditures**  
**Operations by Activity**  
**Fiscal Year Ending 6/30/16 - as of 9/30/2016**

Activity	Prior Year	Amended	Year	Current	Balance	% of
* Program ** Fund *** Department	Encumbrance	Annual	to Date	Encumbrance	Available	Budget
	6/30/2015	Estimate	Expended	09/30/2016		Available
34012 Lahaina restoration foundation		178,828			178,828	100.0 %
34016 Lahaina Rtrn Capital	688,071		209,482	478,589		-
34018 HAIKU COM'TY ASSOCIATION	26,197			26,197		-
34019 Tom Morrow Equestrian Arena		30,000			30,000	100.0 %
<b>340 * PARKS &amp; REC ADMIN PROG</b>	<b>750,654</b>	<b>2,070,695</b>	<b>628,761</b>	<b>544,863</b>	<b>1,647,724</b>	<b>79.6 %</b>
35000 Park maintenance	862,851		387,486	477,317	(1,952)	-
<b>350 * PARK MAINTENANCE PROGRAM</b>	<b>862,851</b>	<b>0</b>	<b>387,486</b>	<b>477,317</b>	<b>(1,952)</b>	<b>--</b>
35300 PARKS PROGRAM		6,052,346	1,108,454	250,445	4,693,451	77.5 %
<b>353 * PARKS PROGRAM</b>	<b>0</b>	<b>6,052,346</b>	<b>1,108,454</b>	<b>250,445</b>	<b>4,693,451</b>	<b>77.5 %</b>
36000 Planning & development	203,539		328	203,211		-
<b>360 * PLANNING &amp; DEVELOPMENT PROGRAM</b>	<b>203,539</b>	<b>0</b>	<b>328</b>	<b>203,211</b>	<b>0</b>	<b>--</b>
37000 Recreation & support services	855,732	20,851,423	5,830,258	1,388,812	14,488,090	69.5 %
<b>370 * RECREATION &amp; SUPPORT SVCS PROG</b>	<b>855,732</b>	<b>20,851,423</b>	<b>5,830,258</b>	<b>1,388,812</b>	<b>14,488,090</b>	<b>69.5 %</b>
38000 PALS	124,798		71,301	14,200	39,298	-
<b>380 * PALS PROGRAM</b>	<b>124,798</b>	<b>0</b>	<b>71,301</b>	<b>14,200</b>	<b>39,298</b>	<b>--</b>
40000 Aquatics	273,808		102,937	170,833	37	-
<b>400 * AQUATICS PROGRAM</b>	<b>273,808</b>	<b>0</b>	<b>102,937</b>	<b>170,833</b>	<b>37</b>	<b>--</b>
<b>Fund ** GENERAL FUND</b>	<b>3,071,382</b>	<b>28,974,464</b>	<b>8,129,525</b>	<b>3,049,681</b>	<b>20,866,648</b>	<b>72.0 %</b>
34020 Lahaina restoration Park Asses		500,000			500,000	100.0 %
<b>340 * PARKS &amp; REC ADMIN PROG</b>	<b>0</b>	<b>500,000</b>	<b>0</b>	<b>0</b>	<b>500,000</b>	<b>100.0 %</b>
<b>Fund ** SPECIAL REVENUE FUND</b>	<b>0</b>	<b>500,000</b>	<b>0</b>	<b>0</b>	<b>500,000</b>	<b>100.0 %</b>
42000 Waiehu golf course	465,325	2,117,035	253,855	620,603	1,707,901	80.7 %
42002 Waiehu golf ERS & FICA		231,550	58,471		173,079	74.7 %

**County of Maui**  
**Statement of Appropriations and Expenditures**  
**Operations by Activity**  
**Fiscal Year Ending 6/30/16 - as of 9/30/2016**

Activity	Prior Year Encumbrance 6/30/2015	Amended Annual Estimate	Year to Date Expended	Current Encumbrance 09/30/2016	Balance Available	% of Budget Available
* Program ** Fund *** Department						
42003 Waiehu golf health fund		162,226	42,082		120,144	74.1 %
42004 Waiehu golf admin overhead		1,244,733	319,925		924,808	74.3 %
42005 Waiehu golf debt service		382,308	95,577		286,731	75.0 %
42007 Golf contribution to OPEB		90,647	22,662		67,985	75.0 %
<b>420 * WAIEHU GOLF COURSE PROGRAM</b>	<b>465,325</b>	<b>4,228,499</b>	<b>792,572</b>	<b>620,603</b>	<b>3,280,648</b>	<b>77.6 %</b>
<b>Fund ** ENTERPRISE FUND</b>	<b>465,325</b>	<b>4,228,499</b>	<b>792,572</b>	<b>620,603</b>	<b>3,280,648</b>	<b>77.6 %</b>
<b>Dept *** Parks and Recreation</b>	<b>3,536,707</b>	<b>33,702,963</b>	<b>8,922,097</b>	<b>3,670,284</b>	<b>24,647,296</b>	<b>73.1 %</b>
<b>Public Works</b>						
43000 Public works administration	14,015	564,571	136,887	5,176	436,523	77.3 %
<b>430 * PUBLIC WORKS ADMIN PROGRAM</b>	<b>14,015</b>	<b>564,571</b>	<b>136,887</b>	<b>5,176</b>	<b>436,523</b>	<b>77.3 %</b>
44000 Engineering	597,742	4,129,566	946,227	473,414	3,307,668	80.1 %
<b>440 * ENGINEERING PROGRAM</b>	<b>597,742</b>	<b>4,129,566</b>	<b>946,227</b>	<b>473,414</b>	<b>3,307,668</b>	<b>80.1 %</b>
45000 Special maintenance	62,577	3,804,606	612,454	208,376	3,046,355	80.1 %
<b>450 * SPECIAL MAINTENANCE PROGRAM</b>	<b>62,577</b>	<b>3,804,606</b>	<b>612,454</b>	<b>208,376</b>	<b>3,046,355</b>	<b>80.1 %</b>
46000 Development services admin	11,381	2,401,773	525,303	8,420	1,879,432	78.3 %
<b>460 * DEVELOPMENT SERVICES ADMINSTRN</b>	<b>11,381</b>	<b>2,401,773</b>	<b>525,303</b>	<b>8,420</b>	<b>1,879,432</b>	<b>78.3 %</b>
<b>Fund ** GENERAL FUND</b>	<b>685,715</b>	<b>10,900,516</b>	<b>2,220,871</b>	<b>695,386</b>	<b>8,669,978</b>	<b>79.5 %</b>
50000 Highway administration	858	567,392	137,537		430,713	75.9 %
50002 Highway ERS & FICA		1,734,105	405,585		1,328,520	76.6 %
50003 Highway health fund		1,214,929	294,747		920,182	75.7 %
50004 Highway debt service		5,541,197	1,385,299		4,155,898	75.0 %
50005 Highway admin overhead		4,500,585	1,080,231		3,420,354	76.0 %
50006 Supplemental trfs bikeway fund		87,913	21,978		65,935	75.0 %
50007 Supplemental trfs general fund		989,262	247,316		741,946	75.0 %
50009 Highway beautification-hwy div		300,000			300,000	100.0 %



**County of Maui**  
**Statement of Appropriations and Expenditures**  
**Operations by Activity**  
**Fiscal Year Ending 6/30/16 - as of 9/30/2016**

Activity	Prior Year Encumbrance 6/30/2015	Amended Annual Estimate	Year to Date Expended	Current Encumbrance 09/30/2016	Balance Available	% of Budget Available
50011 Highways contribution to OPEB		678,868	169,717		509,151	75.0 %
<b>500 * HIGHWAY ADMINISTRATION PROGRAM</b>	<b>858</b>	<b>15,614,251</b>	<b>3,742,410</b>	<b>0</b>	<b>11,872,699</b>	<b>76.0 %</b>
51000 Road/bridge/drain maintenance	476,195	9,449,709	2,173,296	277,494	7,475,116	79.1 %
<b>510 * ROAD/BRIDGE/DRAIN MAINT PROG</b>	<b>476,195</b>	<b>9,449,709</b>	<b>2,173,296</b>	<b>277,494</b>	<b>7,475,116</b>	<b>79.1 %</b>
52000 Traffic signs & marking	42,230	1,507,077	281,291	78,536	1,189,479	78.9 %
<b>520 * TRAFFIC SIGNS/MARKING PROGRAM</b>	<b>42,230</b>	<b>1,507,077</b>	<b>281,291</b>	<b>78,536</b>	<b>1,189,479</b>	<b>78.9 %</b>
53000 Garage services	41,370	1,263,960	252,975	28,229	1,024,126	81.0 %
<b>530 * GARAGE SERVICES PROGRAM</b>	<b>41,370</b>	<b>1,263,960</b>	<b>252,975</b>	<b>28,229</b>	<b>1,024,126</b>	<b>81.0 %</b>
<b>Fund ** SPECIAL REVENUE FUND</b>	<b>560,653</b>	<b>27,834,997</b>	<b>6,449,972</b>	<b>384,259</b>	<b>21,561,420</b>	<b>77.5 %</b>
<b>Dept *** Public Works</b>	<b>1,246,368</b>	<b>38,735,513</b>	<b>8,670,843</b>	<b>1,079,645</b>	<b>30,231,398</b>	<b>78.0 %</b>
<b>Transportation</b>						
65000 TRANSPORTATION ADMIN/GEN FUND	207,292	1,496,103	141,038	308,767	1,253,591	83.8 %
<b>650 * TRANSPORTATION</b>	<b>207,292</b>	<b>1,496,103</b>	<b>141,038</b>	<b>308,767</b>	<b>1,253,591</b>	<b>83.8 %</b>
65301 HUMAN SVC TRANS/GEN FUND	750,000	6,180,013	1,545,003	5,385,010		0.0 %
<b>653 * HUMAN SERVICE TRANSPORTN PRG</b>	<b>750,000</b>	<b>6,180,013</b>	<b>1,545,003</b>	<b>5,385,010</b>	<b>0</b>	<b>0.0 %</b>
65900 AIR AMBULANCE PRG/GEN FUND		672,215	672,215			0.0 %
<b>659 * AIR AMBULANCE PROGRAM</b>	<b>0</b>	<b>672,215</b>	<b>672,215</b>	<b>0</b>	<b>0</b>	<b>0.0 %</b>
<b>Fund ** GENERAL FUND</b>	<b>957,292</b>	<b>8,348,331</b>	<b>2,358,256</b>	<b>5,693,777</b>	<b>1,253,591</b>	<b>15.0 %</b>
65001 TRANSPORTATION ADMIN/HWY FUND		400,000	603		399,397	99.8 %
<b>125 * ADMINISTRATION PROGRAM</b>	<b>0</b>	<b>400,000</b>	<b>603</b>	<b>0</b>	<b>399,397</b>	<b>99.8 %</b>
65034 TRANSPORTATION SHELTER CLEAN'G	7,095			7,095		-
65039 PUBLIC TRANSIT/HIGHWAY FUND	617,651	10,365,515	2,577,392	8,361,692	44,083	0.4 %

**County of Maui**  
**Statement of Appropriations and Expenditures**  
**Operations by Activity**  
**Fiscal Year Ending 6/30/16 - as of 9/30/2016**

Activity * Program ** Fund *** Department	Prior Year Encumbrance 6/30/2015	Amended Annual Estimate	Year to Date Expended	Current Encumbrance 09/30/2016	Balance Available	% of Budget Available
<b>655 * PUBLIC TRANSIT PROGRAM</b>	<b>624,746</b>	<b>10,365,515</b>	<b>2,577,392</b>	<b>8,368,787</b>	<b>44,083</b>	<b>0.4 %</b>
<b>Fund ** SPECIAL REVENUE FUND</b>	<b>624,746</b>	<b>10,765,515</b>	<b>2,577,995</b>	<b>8,368,787</b>	<b>443,480</b>	<b>4.1 %</b>
<b>Dept *** Transportation</b>	<b>1,582,038</b>	<b>19,113,846</b>	<b>4,936,251</b>	<b>14,062,564</b>	<b>1,697,071</b>	<b>8.9 %</b>
<b>Environmental Management</b>						
54000 Environmental mgt administratn	7,097	616,375	156,482	59,940	407,051	66.0 %
54010 Community Work Day		205,500	51,250	153,750	500	0.2 %
<b>540 * ENVIRONMENTAL MGT ADMIN PRGRAM</b>	<b>7,097</b>	<b>821,875</b>	<b>207,732</b>	<b>213,690</b>	<b>407,551</b>	<b>49.6 %</b>
<b>Fund ** GENERAL FUND</b>	<b>7,097</b>	<b>821,875</b>	<b>207,732</b>	<b>213,690</b>	<b>407,551</b>	<b>49.6 %</b>
54219 EP & S SOLID WASTE ALTERNATIVE	262,190	5,057,955	984,294	2,295,013	2,040,838	40.3 %
<b>542 * ENV PROTECTION &amp; SUBSTAINABILI</b>	<b>262,190</b>	<b>5,057,955</b>	<b>984,294</b>	<b>2,295,013</b>	<b>2,040,838</b>	<b>40.3 %</b>
55000 Wastewater administration	73,033	2,967,951	584,902	280,429	2,175,653	73.3 %
55002 Wastewater ERS & FICA		1,838,476	389,650		1,448,826	78.8 %
55003 Wastewater health fund		1,288,052	281,106		1,006,946	78.2 %
55004 Wastewater debt service		8,975,616	2,243,904		6,731,712	75.0 %
55005 Wastewater admin overhead		4,151,453	894,604		3,256,849	78.5 %
55008 Wastewater contribtn to OPEB		719,727	179,932		539,795	75.0 %
55009 Wastewater reimb-GF-DEM admin		462,023			462,023	100.0 %
55010 CW SEWER CI RESERVE FUND		2,678,431			2,678,431	100.0 %
<b>550 * WASTEWATER ADMIN PROGRAM</b>	<b>73,033</b>	<b>23,081,729</b>	<b>4,574,098</b>	<b>280,429</b>	<b>18,300,235</b>	<b>79.3 %</b>
56000 Wastewater reclamation	1,373,436	21,677,671	3,640,379	1,648,946	17,761,786	81.9 %
<b>560 * WASTEWATER RECLAMATION PROGRAM</b>	<b>1,373,436</b>	<b>21,677,671</b>	<b>3,640,379</b>	<b>1,648,946</b>	<b>17,761,786</b>	<b>81.9 %</b>
60000 Solid waste administration	4,609	1,319,136	287,991	182,128	853,625	64.7 %
60002 Solid waste ERS & FICA		1,558,937	336,715		1,222,222	78.4 %
60003 Solid waste health fund		1,092,205	237,746		854,459	78.2 %
60004 Solid waste debt service		5,027,310	1,256,828		3,770,483	75.0 %

**County of Maui**  
**Statement of Appropriations and Expenditures**  
**Operations by Activity**  
**Fiscal Year Ending 6/30/16 - as of 9/30/2016**

Activity	Prior Year Encumbrance 6/30/2015	Amended Annual Estimate	Year to Date Expended	Current Encumbrance 09/30/2016	Balance Available	% of Budget Available
* Program ** Fund *** Department						
60005 Solid waste admin overhead		5,226,264	1,116,300		4,109,964	78.6 %
60007 Solidwaste contributn to OPEB		610,293	152,573		457,720	75.0 %
60008 Solidwaste reimb-GF-DEM admin		354,621			354,621	100.0 %
<b>600 * SOLID WASTE ADMINISTRATION</b>	<b>4,609</b>	<b>15,188,766</b>	<b>3,388,153</b>	<b>182,128</b>	<b>11,623,094</b>	<b>76.5 %</b>
60200 Solidwaste operations	661,380	12,559,515	2,569,083	2,308,169	8,343,649	66.4 %
<b>602 * SOLIDWASTE OPERATIONS</b>	<b>661,380</b>	<b>12,559,515</b>	<b>2,569,083</b>	<b>2,308,169</b>	<b>8,343,649</b>	<b>66.4 %</b>
<b>Fund ** SPECIAL REVENUE FUND</b>	<b>2,374,648</b>	<b>77,565,636</b>	<b>15,156,007</b>	<b>6,714,685</b>	<b>58,069,602</b>	<b>74.9 %</b>
<b>Dept *** Environmental Management</b>	<b>2,381,745</b>	<b>78,387,511</b>	<b>15,363,739</b>	<b>6,928,375</b>	<b>58,477,153</b>	<b>74.6 %</b>
<b>Water Supply</b>						
70001 Water Administration	298,896	9,596,882	1,984,948	430,460	7,480,368	77.9 %
70004 Leeward Haleakala Forest Restn	220,000	195,000	25,853	194,147	195,000	100.0 %
70006 West Maui Partnershp-UH watrsd	287,500	350,000		287,500	350,000	100.0 %
70007 East Molokai Watershed Partner	179,803	250,000		179,803	250,000	100.0 %
70009 Miconia Containment & Removal	263,000	250,000		263,000	250,000	100.0 %
70010 East Maui Watershed Protection	460,944	505,000	39,273	386,289	540,381	107.0 %
70030 CW WATERSHED PROTECTION	137,558	80,000		137,558	80,000	100.0 %
70031 Puu Kukui Watershed Preserve	169,509	300,000		134,820	334,689	111.6 %
70032 HONOKOWAI/WAHIKULI WATERSHED	64,517	65,000		64,517	65,000	100.0 %
70033 UPCOUNTRY WATER EXP CI RESERVE		1,440,718			1,440,718	100.0 %
70036 Auwahi forest restoration proj		37,000			37,000	100.0 %
70037 Hawaii agriculture research ct		68,000		68,000		0.0 %
70038 Lokahi Pacific, Inc		219,000			219,000	100.0 %
<b>700 * WATER ADMINISTRATION PROGRAM</b>	<b>2,081,727</b>	<b>13,356,600</b>	<b>2,050,074</b>	<b>2,146,094</b>	<b>11,242,156</b>	<b>84.2 %</b>
70701 Water Debt Service Expenses		6,049,827	1,284,438		4,765,390	78.8 %
70702 Water Insurance Expenses		475,000			475,000	100.0 %
70703 Water Overhead Charges		5,789,592	1,447,398		4,342,194	75.0 %
70704 Water Employee Fringe Benefits		6,106,654	1,288,248		4,818,406	78.9 %


**County of Maui**  
**Statement of Appropriations and Expenditures**  
**Operations by Activity**  
**Fiscal Year Ending 6/30/16 - as of 9/30/2016**

Activity * Program ** Fund *** Department	Prior Year Encumbrance 6/30/2015	Amended Annual Estimate	Year to Date Expended	Current Encumbrance 09/30/2016	Balance Available	% of Budget Available
70705 Water Refund for Mainline Exp		500,000			500,000	100.0 %
70707 Water Department Wide Expense		1,210,084	43,921		1,166,163	96.4 %
<b>707 * WATER DEPARTMENT WIDE EXPENSES</b>	<b>0</b>	<b>20,131,157</b>	<b>4,064,005</b>	<b>0</b>	<b>16,067,153</b>	<b>79.8 %</b>
70901 Water Field Operations	1,066,863	33,398,746	5,472,679	1,179,028	27,813,912	83.3 %
<b>709 * WATER OPERATIONS PROGRAM</b>	<b>1,066,863</b>	<b>33,398,746</b>	<b>5,472,679</b>	<b>1,179,028</b>	<b>27,813,912</b>	<b>83.3 %</b>
<b>Fund ** UTILITY ENTERPRISE FUND</b>	<b>3,148,590</b>	<b>66,886,503</b>	<b>11,586,758</b>	<b>3,325,122</b>	<b>55,123,221</b>	<b>82.4 %</b>
<b>Dept *** Water Supply</b>	<b>3,148,590</b>	<b>66,886,503</b>	<b>11,586,758</b>	<b>3,325,122</b>	<b>55,123,221</b>	<b>82.4 %</b>
<b>COUNTY AUDITOR</b>						
<b>Grand Total</b>	<b>27,044,088</b>	<b>550,949,087</b>	<b>138,029,411</b>	<b>52,107,674</b>	<b>387,856,159</b>	<b>70.4 %</b>

---

## III. Expenditures

---



**County of Maui**  
**Statement of Appropriations and Expenditures**  
**Grant Programs**  
**Fiscal Year Ending 6/30/2016 - as of 9/30/2016**

Index		Prior Year	Amended	Year	Current		%	
* Program	** Fund	*** Department	Encumbrance / Carryover	Budget / Lapses	to Date Expended	Encumbrance 09/30/2016	Balance Available	Budget Available
<b>Office of the Mayor</b>								
126059		FOOD AND ENERGY SECURITY PROJE	71,811				71,811	100.0 %
126200		WRKFRCE INVST ACT PY11-ADULT	12,854				12,854	100.0 %
126201		WRKFRCE INVST ACT PY11-ADMIN	8,417				8,417	100.0 %
126202		WRKFRCE INVST PY11 DSLCTD WRKR	3,052				3,052	100.0 %
136187		HAWAII ST COMM/STATUS WOMEN	649				649	100.0 %
146302		WKFORCE INVESTMENT ACT DWP	14,497			11,087	3,410	23.5 %
146303		WKFORCE INVESTMENT ACT ADULT	14,376	(13,076)		13,873	(12,573)	(967.2)%
156187		HAWAII ST COMM/STATUS WOMEN	231				231	100.0 %
156302		WKFORCE INVESTMENT ACT DWP	9,857		(6,755)		16,612	168.5 %
156305		WKFORCE INVESTM'T ACT ADULT	11,564		8		11,556	99.9 %
156308		HTA PRODUCT ENRICHMENT CY14	52,156		3,549	20,000	28,607	54.8 %
166122		COQUI FROG ERADCTN ACT51 SLH04	80,000		(19,996)		99,996	125.0 %
166785		HAWAII ST COMM/STATUS WOMEN	2,739		600		2,139	78.1 %
166810		WKFORCE INNOVATN OPPORTUNITY	183,757		2,164	146,607	34,986	19.0 %
166816		HTA PRODUCT ENRICHMENT CY16	256,572		88,905	117,700	49,967	19.5 %
166817		WIOA ADULT&DISLOCATED WORKER	348,512		49,049	213,000	86,463	24.8 %
166818		WIOA ADMIN PY2015	8,431		7,933		498	5.9 %
166819		INNOVATE HAWAII	10,000		10,000			0.0 %
176810		WIOA YOUTH ACTIVITIES		191,553			191,553	100.0 %
176817		WIOA ADULT PROGRAM		182,339			182,339	100.0 %
176818		WIOA ADMIN PY2016		58,409	17,712		40,697	69.7 %
176821		WIOA DISLOCATED WORKER		151,808			151,808	100.0 %
196205		HAZARD MITIGATN KULA AG PARK	3,365				3,365	100.0 %
<b>032</b>	<b>*</b>	<b>MAYORS OFFICE STATE GRANTS</b>	<b>1,092,840</b>	<b>571,033</b>	<b>153,169</b>	<b>522,267</b>	<b>988,437</b>	<b>59.4 %</b>
146198		MOLOKAI YOUTH OPPRTUNITY 04DOL	12,364				12,364	100.0 %
<b>033</b>	<b>*</b>	<b>MAYORS SH/FEDERAL FUNDS</b>	<b>12,364</b>	<b>0</b>	<b>0</b>	<b>0</b>	<b>12,364</b>	<b>100.0 %</b>
126006		THE MAUI FARM REHABILITATION	5,222				5,222	100.0 %
136106		THE MAUI FARM REHABILITATION	1,707				1,707	100.0 %
146341		MOLOKAI LANDFILL DUMP TRUCK	16,794				16,794	100.0 %
146342		HANA LANDFILL WATER TRUCK	1,432				1,432	100.0 %

**County of Maui**  
**Statement of Appropriations and Expenditures**  
**Grant Programs**  
**Fiscal Year Ending 6/30/2016 - as of 9/30/2016**

Index		Prior Year	Amended	Year	Current	Balance	% of
* Program	** Fund	Encumbrance	Budget /	to Date	Encumbrance	Available	Budget
	*** Department	/ Carryover	Lapses	Expended	09/30/2016		Available
146343	WOMEN HELPING WOMEN DOM VIOLEN	72,431			72,431		0.0 %
146344	NA PU`UWAI ADULT DAY CARE EXP	110,000				110,000	100.0 %
146346	CDBG PROGRAM ADMIN FY2014	5				5	100.0 %
146347	KHAKO RENEWAL PRJ PH-1	108,899			108,899		0.0 %
156340	LANAI ER INCIDENT RESP VEHICLE	21,800				21,800	100.0 %
156342	IAO HOUSE REHABILITATION	17,500			17,500		0.0 %
156346	CDBG PROGRAM ADMIN FY15	91				91	100.0 %
166811	HO'OLEHUA PUMPER	900,000		224,612	673,836	1,553	0.2 %
166813	LCHC NEW FACILITY	499,226			499,226		0.0 %
166815	CDBG PROGRAM ADMIN FY16	18,589		1,266	4,097	13,225	71.1 %
176062	HOUSING REHAB LOAN PROJECT INC	13,093				13,093	100.0 %
176803	MEO MOLOKAI SHUTTLE SVC BUS B		141,100			141,100	100.0 %
176806	MEO MOLOKAI SHUTTLE SVC BUS A		118,579			118,579	100.0 %
176808	LAHAINA SURF PRESERVATION		203,893			203,893	100.0 %
176811	THE MAUI FARM REHABILITATION		287,576			287,576	100.0 %
176812	KHAKO STAIRCASE SAFETY		386,775			386,775	100.0 %
176814	CAMERON CTR REHAB & IMPRVMT		247,030			247,030	100.0 %
176815	CDBG PROGRAM ADMIN FY17		346,238	81,465	1,549	263,224	76.0 %
<b>035</b>	<b>* HUD - CDBG GRANTS</b>	<b>1,786,789</b>	<b>1,731,191</b>	<b>307,343</b>	<b>1,377,538</b>	<b>1,833,099</b>	<b>52.1 %</b>
	<b>Fund ** SPECIAL REVENUE FUND</b>	<b>2,891,993</b>	<b>2,302,224</b>	<b>460,512</b>	<b>1,899,805</b>	<b>2,833,900</b>	<b>54.6 %</b>
	<b>Dept *** Office of the Mayor</b>	<b>2,891,993</b>	<b>2,302,224</b>	<b>460,512</b>	<b>1,899,805</b>	<b>2,833,900</b>	<b>54.6 %</b>
<b>Management</b>							
136801	DELL ONLINE SELF-DISPATCH PRG	12,000				12,000	100.0 %
166802	HI INTEGRATED JUSTICE IS PRG	160				160	100.0 %
<b>065</b>	<b>* MANAGEMENT INFORMATION SYSTEMS</b>	<b>12,160</b>	<b>0</b>	<b>0</b>	<b>0</b>	<b>12,160</b>	<b>100.0 %</b>
	<b>Fund ** SPECIAL REVENUE FUND</b>	<b>12,160</b>	<b>0</b>	<b>0</b>	<b>0</b>	<b>12,160</b>	<b>100.0 %</b>
	<b>Dept *** Management</b>	<b>12,160</b>	<b>0</b>	<b>0</b>	<b>0</b>	<b>12,160</b>	<b>100.0 %</b>
<b>Prosecuting Attorney</b>							
156625	JUSTICE REINVEST INITIATIVE	12,905				12,905	100.0 %



**County of Maui**  
**Statement of Appropriations and Expenditures**  
**Grant Programs**  
**Fiscal Year Ending 6/30/2016 - as of 9/30/2016**

Index		Prior Year	Amended	Year	Current	Balance	% of	
* Program	** Fund	*** Department	Encumbrance / Carryover	Budget / Lapses	to Date Expended	Encumbrance 09/30/2016	Available	Budget Available
166871		VICTIM/WITNESS ASSISTANCE PRG	13,355		12,891		464	3.5 %
166877		SOH GRANT-IN-AID	101,148		69,772		31,376	31.0 %
176871		VICTIM/WITNESS ASSISTANCE PRG		61,621	4,394		57,227	92.9 %
176872		CAREER CRIMINAL PROGRAM		137,499	43,169		94,330	68.6 %
<b>081</b>	<b>*</b>	<b>PROSECTORS STATE GRANTS</b>	<b>127,408</b>	<b>199,120</b>	<b>130,226</b>	<b>0</b>	<b>196,302</b>	<b>60.1 %</b>
156608		E BYRNE MEMORIAL JAG FY15	57,488				57,488	100.0 %
156623		HIGHWAY SAFETY GRANT	1,052		574		478	45.4 %
166835		SPCL NEEDS ADVOCACY PRG	80,642				80,642	100.0 %
166836		ASSET FORFEITURES PROGRAM	39,055		1,243		37,812	96.8 %
166873		DEFENDANT/WITNESS TRIAL PRG	79,368		(37,499)	938	115,929	146.1 %
166874		PROSECUTORS TRAINING PRG	50,000				50,000	100.0 %
166875		HIGHWAY SAFETY/IMPAIRED DRVG	7,012	2,000	6,525		2,487	27.6 %
166876		HIGHWAY SAFETY/TRAFFIC RECORDS	3,817	6,625	5,739		4,703	45.0 %
176835		SPCL NEEDS ADVOCACY PRG		389,500	42,563		346,937	89.1 %
176879		DOMESTIC VIOLENCE INVESTIGATIO		53,382	17,129		36,253	67.9 %
<b>082</b>	<b>*</b>	<b>PROSECUTORS SH/FEDERAL GRANTS</b>	<b>318,434</b>	<b>451,507</b>	<b>36,274</b>	<b>938</b>	<b>732,729</b>	<b>95.2 %</b>
<b>Fund</b>	<b>**</b>	<b>SPECIAL REVENUE FUND</b>	<b>445,842</b>	<b>650,627</b>	<b>166,500</b>	<b>938</b>	<b>929,031</b>	<b>84.7 %</b>
<b>Dept</b>	<b>***</b>	<b>Prosecuting Attorney</b>	<b>445,842</b>	<b>650,627</b>	<b>166,500</b>	<b>938</b>	<b>929,031</b>	<b>84.7 %</b>
<b>Finance</b>								
166724		STATE DISABILITY & COMM	11,504	(11,504)				-
166727		STATE IDENTIFICATION PROGRAM	577			577		0.0 %
176724		STATE DISABILITY & COMM		11,504			11,504	100.0 %
176725		COMML DRIVER'S LICENSE FY17		541,007	115,313		425,694	78.7 %
176726		PERIODIC MTR VEH INSPTN FY17		447,728	107,019		340,709	76.1 %
176727		STATE IDENTIFICATION PROGRAM		197,005	50,086		146,919	74.6 %
176728		STATE MOTOR VEH REGISTRATION		342,073	75,674		266,399	77.9 %
<b>150</b>	<b>*</b>	<b>MOTOR VEHICLE/LICENSE PROGRAM</b>	<b>12,081</b>	<b>1,527,813</b>	<b>348,092</b>	<b>577</b>	<b>1,191,225</b>	<b>77.4 %</b>
<b>Fund</b>	<b>**</b>	<b>SPECIAL REVENUE FUND</b>	<b>12,081</b>	<b>1,527,813</b>	<b>348,092</b>	<b>577</b>	<b>1,191,225</b>	<b>77.4 %</b>
<b>Dept</b>	<b>***</b>	<b>Finance</b>	<b>12,081</b>	<b>1,527,813</b>	<b>348,092</b>	<b>577</b>	<b>1,191,225</b>	<b>77.4 %</b>

**County of Maui**  
**Statement of Appropriations and Expenditures**  
**Grant Programs**  
**Fiscal Year Ending 6/30/2016 - as of 9/30/2016**

Index		Prior Year	Amended	Year	Current	Balance	% of
* Program	** Fund	Encumbrance	Budget /	to Date	Encumbrance	Available	Budget
*** Department		/ Carryover	Lapses	Expended	09/30/2016		Available
<b>Planning</b>							
106205	EDA ECONOMIC ADJUSTMNT ASSTNCE	1,200,000				1,200,000	100.0 %
<b>190</b>	<b>* PLANNING PROGRAM</b>	<b>1,200,000</b>	<b>0</b>	<b>0</b>	<b>0</b>	<b>1,200,000</b>	<b>100.0 %</b>
136258	COASTAL ZONE MANAGEMENT PRG	25,436				25,436	100.0 %
156802	CERTIFIED LOCAL GOVT PRG	22,500		8,677		13,823	61.4 %
166801	COASTAL ZONE MANAGEMENT FY16	153,849		8,658		145,191	94.4 %
176801	COASTAL ZONE MANAGEMENT FY17		373,276	48,488		324,788	87.0 %
<b>195</b>	<b>* PLANNING -STATE GRANTS</b>	<b>201,785</b>	<b>373,276</b>	<b>65,823</b>	<b>0</b>	<b>509,238</b>	<b>88.6 %</b>
<b>Fund</b>	<b>** SPECIAL REVENUE FUND</b>	<b>1,401,785</b>	<b>373,276</b>	<b>65,823</b>	<b>0</b>	<b>1,709,238</b>	<b>96.3 %</b>
<b>Dept</b>	<b>*** Planning</b>	<b>1,401,785</b>	<b>373,276</b>	<b>65,823</b>	<b>0</b>	<b>1,709,238</b>	<b>96.3 %</b>
<b>Police</b>							
126365	FED EQT/SHARING FORFEITURE POL	864				864	100.0 %
136365	FED EQT/SHARING FORFEITURE POL	135				135	100.0 %
196365	FED.JUSTICE POLICE FORFEITURES	19,047	149,005		149,005	19,048	11.3 %
<b>262</b>	<b>* POLICE FORFEITURES</b>	<b>20,046</b>	<b>149,005</b>	<b>0</b>	<b>149,005</b>	<b>20,047</b>	<b>11.9 %</b>
126550	MARIJUANA ERADICATION DEA 2002	1,035				1,035	100.0 %
136910	HI INTRAGENCY MOBLE POLICE 02	2,507				2,507	100.0 %
146550	MARIJUANA ERADCTN DEA 2003-51	5,932				5,932	100.0 %
146553	DOMESTIC CANNABIS DEA 2004-53	12,939				12,939	100.0 %
156910	HI INTERAGNCY MOBILE POLICE03	4,279				4,279	100.0 %
166844	HIGH INTENSITY DRUG TRAFFICKIN	11,368		11,368			0.0 %
166846	E BYRNE MEMORIAL JAG	78,309				78,309	100.0 %
166856	DRUG ENFORCEMENT AGENCY	62,946		62,946			0.0 %
176844	HIGH INTENSITY DRUG TRAFFICKIN		118,000	20,623		97,377	82.5 %
<b>263</b>	<b>* POLICE FEDERAL GRANTS</b>	<b>179,315</b>	<b>118,000</b>	<b>94,937</b>	<b>0</b>	<b>202,378</b>	<b>68.1 %</b>
126340	PROHIBITING ALCOHOL SALES TO M	4,315				4,315	100.0 %
126908	TRAINING GRANTS-SOH VARIOUS	252,387				252,387	100.0 %
136301	STATE E911 WIRELESS COMMISSIO	118,070			105,769	12,301	10.4 %
136902	TRAINING GRANTS FY2013	72,776				72,776	100.0 %

**County of Maui**  
**Statement of Appropriations and Expenditures**  
**Grant Programs**  
**Fiscal Year Ending 6/30/2016 - as of 9/30/2016**

Index		Prior Year	Amended	Year	Current	Balance	% of	
* Program	** Fund	*** Department	Encumbrance / Carryover	Budget / Lapses	to Date Expended	Encumbrance 09/30/2016	Available	Budget Available
146026		TRAINING GRANTS FY2014	72,125				72,125	100.0 %
156024		TRAINING GRANTS FY2015	91,999				91,999	100.0 %
156030		STATE E911 WIRELESS COMMISSION	174,382				174,382	100.0 %
156035		PROHIBIT TOBACCO SALES TO M	5,324				5,324	100.0 %
166830		STATE E911 WIRELESS COMMISSION	376,891		21,834	20,787	334,270	88.7 %
166831		TRAINING GRANTS FY2016	75,989		(15,402)		91,391	120.3 %
166832		911 EMS DISPATCH COMMUNICATION	22,351		15,383		6,968	31.2 %
166834		KALO PROGRAM	438		438			0.0 %
176832		911 EMS DISPATCH COMMUNICATION		376,866	79,997		296,869	78.8 %
176834		KALO PROGRAM		89,000	1,352	938	86,710	97.4 %
176846		STATE E911 WIRELESS COMMISSION		2,600,000	307,310	635,650	1,657,040	63.7 %
<b>264</b>		<b>* POLICE STATE GRANTS</b>	<b>1,267,047</b>	<b>3,065,866</b>	<b>410,912</b>	<b>763,144</b>	<b>3,158,857</b>	<b>72.9 %</b>
126505		S/W MARIJUANA ERAD #01-DB-4	830				830	100.0 %
126901		SW NARCOTICS TASK FORCE 01DB11	6,500				6,500	100.0 %
136900		PUBLIC HSG DRUG ELIMTN RSS0301	6,364				6,364	100.0 %
146042		MPD CHILD RESTRAINT PROJECT	44,082				44,082	100.0 %
146045		VIOLENCE AGAINST WOMEN ACT	10,997		4,548		6,449	58.6 %
146046		JUVENILE ACCT INCENTIVE BLCK	1				1	100.0 %
146053		E BYRNE/EPIC AWARENESS	828				828	100.0 %
166509		POLICE AGAINST STREET SALES06	423				423	100.0 %
166833		DOMESTIC VIOLENCE:STRANGULATIO	32,393		997	3,250	28,146	86.9 %
166837		MPD TRAFFIC SERVICES	5,922				5,922	100.0 %
166838		MPD TRAFFIC DATA RECORDS	17,358		6,914		10,444	60.2 %
166839		MPD SPEED ENFORCEMENT	43,773		6,230		37,543	85.8 %
166840		MPD ROADBLOCK PROGRAM	195,646		36,917	33,476	125,253	64.0 %
166841		DISTRACTED DRIVING ENFORCEMENT	6,198				6,198	100.0 %
166843		MPD SEAT BELT PROGRAM	93,715				93,715	100.0 %
166845		MPD CHILD RESTRAINT PRG	58,752		9,159		49,593	84.4 %
166847		HAWAII NARCOTICS TASK FORCE	25,147		7,289		17,858	71.0 %
166848		SW MARIJUANA ERADICATION	35,463		14,500	10,055	10,908	30.8 %
166849		BODY WORN CAMERA IMPL PRJ	109,191				109,191	100.0 %

**County of Maui**  
**Statement of Appropriations and Expenditures**  
**Grant Programs**  
**Fiscal Year Ending 6/30/2016 - as of 9/30/2016**

Index		Prior Year	Amended	Year	Current	Balance	% of	
* Program	** Fund	*** Department	Encumbrance / Carryover	Budget / Lapses	to Date Expended	Encumbrance 09/30/2016	Available	Budget Available
166855	SEX ASSAULT		52,878		792	6,320	45,766	86.6 %
166857	POSITIVE OUTREACH INTERVENTION		74,615		4,325		70,290	94.2 %
166858	PC FORENSIC SCIENCES IMPRV ACT		7,410		6,822		588	7.9 %
176838	MPD TRAFFIC DATA RECORDS			86,215			86,215	100.0 %
176839	MPD SPEED ENFORCEMENT			147,690			147,690	100.0 %
176840	MPD ROADBLOCK PROGRAM			355,021			355,021	100.0 %
176841	DISTRACTED DRIVING ENFORCEMENT			57,601			57,601	100.0 %
176843	MPD SEAT BELT PROGRAM			112,170			112,170	100.0 %
<b>265</b>	<b>* POLICE STATE/FEDERAL GRANTS</b>		<b>828,486</b>	<b>758,697</b>	<b>98,493</b>	<b>53,101</b>	<b>1,435,589</b>	<b>90.4 %</b>
<b>Fund</b>	<b>** SPECIAL REVENUE FUND</b>		<b>2,294,894</b>	<b>4,091,568</b>	<b>604,342</b>	<b>965,250</b>	<b>4,816,871</b>	<b>75.4 %</b>
<b>Dept</b>	<b>*** Police</b>		<b>2,294,894</b>	<b>4,091,568</b>	<b>604,342</b>	<b>965,250</b>	<b>4,816,871</b>	<b>75.4 %</b>
<b>Fire and Public Safety</b>								
106033	VOLUNTEER FIRE ASSTNCE DLNR10		180				180	100.0 %
106047	EMS (FIRE)TRAINING (PVT)IAAI		1,276				1,276	100.0 %
106049	FIRE/LEPC (DOH) HMEP		9,315		7,027		2,288	24.6 %
116033	VOLUNTEER FIRE ASSTNCE DLNR11		1,432				1,432	100.0 %
116046	MFD EQUIPMENT PURCHASE EMO1-04		163				163	100.0 %
116047	PRIVATE DONATIONS-FIRE DEPT		20,200				20,200	100.0 %
116090	HAZARDOUS MATRLS(HMEP) GRNT11		147,618				147,618	100.0 %
146049	WELLNESS/FITNESS FIRE ACT GRNT		1,000				1,000	100.0 %
146104	NHTSA MFD PNEUMATIC STRUTS		153				153	100.0 %
156055	FIRE SAFETY HSE-EMW2003FP01732		3,452				3,452	100.0 %
166057	FIRE INOPERABILITY GRT FE15141		96				96	100.0 %
166731	VOL FIRE ASSISTANCE GRANT FY16		10,000				10,000	100.0 %
166732	LOWALU FIRE BRK COMP WUI		3,288				3,288	100.0 %
186033	USDA RURAL 1ST RESPNDR LANAI		9,083				9,083	100.0 %
186034	USDA RURAL 1ST RESPNDR MOLOKAI		3,548				3,548	100.0 %
196051	FIREFIGHTERS CHARTABLE FNDATN		550				550	100.0 %
196055	FEMA FIRE TRAINING FUNDS		10,084		808		9,276	92.0 %
<b>220</b>	<b>* FIRE CONTROL ADMIN/MAINT PROG</b>		<b>221,438</b>	<b>0</b>	<b>7,835</b>	<b>0</b>	<b>213,603</b>	<b>96.5 %</b>

**County of Maui**  
**Statement of Appropriations and Expenditures**  
**Grant Programs**  
**Fiscal Year Ending 6/30/2016 - as of 9/30/2016**

Index		Prior Year	Amended	Year	Current	Balance	% of	
* Program	** Fund	*** Department	Encumbrance / Carryover	Budget / Lapses	to Date Expended	Encumbrance 09/30/2016	Available	Budget Available
126057	FEMA-1967-DR-HI-TSUNAMI	MFD	16,631				16,631	100.0 %
<b>240</b>	<b>*</b>	<b>FIRE RESCUE OPERATIONS PROGRAM</b>	<b>16,631</b>	<b>0</b>	<b>0</b>	<b>0</b>	<b>16,631</b>	<b>100.0 %</b>
176820	MAKENA LIFEGUARD SERVICES			606,469	139,991		466,478	76.9 %
<b>252</b>	<b>*</b>	<b>OCEAN SAFETY PROGRAM</b>	<b>0</b>	<b>606,469</b>	<b>139,991</b>	<b>0</b>	<b>466,478</b>	<b>76.9 %</b>
<b>Fund ** SPECIAL REVENUE FUND</b>			<b>238,069</b>	<b>606,469</b>	<b>147,826</b>	<b>0</b>	<b>696,712</b>	<b>82.5 %</b>
<b>Dept *** Fire and Public Safety</b>			<b>238,069</b>	<b>606,469</b>	<b>147,826</b>	<b>0</b>	<b>696,712</b>	<b>82.5 %</b>
<b>Civil Defense</b>								
126051	FFY11 STATEWIDE OUTREACH/CCP		9,788				9,788	100.0 %
126053	FFY11 ST HOMELAND SECURITY PRG		11,280				11,280	100.0 %
126054	DISASTER PREPAREDNESS TRAIN-TH		19,957				19,957	100.0 %
136056	INTEROPERABLE ER COMMUNICATION		19,000				19,000	100.0 %
136058	EMERGENCY MGT PERFORMANCE GRT		85,000				85,000	100.0 %
146202	FFY13 SHSG COM'ITY&CITIZEN PREP		8,132				8,132	100.0 %
156201	ST HOMELAND SECURITY		274,250		273,515		735	0.3 %
156203	CITIZENS CORPS PRG		1,440		1,127		313	21.7 %
166702	ST HOMELAND SECURITY		609,185		16,227	22,896	570,062	93.6 %
176701	EMERGENCY MGT PERFORMANCE GRT			100,000			100,000	100.0 %
176702	ST HOMELAND SECURITY			589,800			589,800	100.0 %
<b>210</b>	<b>*</b>	<b>CIVIL DEFENSE PROGRAM</b>	<b>1,038,032</b>	<b>689,800</b>	<b>290,869</b>	<b>22,896</b>	<b>1,414,067</b>	<b>81.8 %</b>
<b>Fund ** SPECIAL REVENUE FUND</b>			<b>1,038,032</b>	<b>689,800</b>	<b>290,869</b>	<b>22,896</b>	<b>1,414,067</b>	<b>81.8 %</b>
<b>Dept *** Civil Defense</b>			<b>1,038,032</b>	<b>689,800</b>	<b>290,869</b>	<b>22,896</b>	<b>1,414,067</b>	<b>81.8 %</b>
<b>Housing and Human Concerns</b>								
116718	HOME FFY10 ADMINISTRATION		436			6	430	98.6 %
126735	HOME FFY11 ADMINISTRATION		1,395			386	1,009	72.3 %
137731	SEC 8 HSG ADMIN PRG FY2013		45			45		0.0 %
147481	SEC 8 HOUSING ADMIN FY2014		198,283			148	198,135	99.9 %
156447	HOME FFY14 KULAMALU REPRG		21,161				21,161	100.0 %
156449	HOME FFY14 ADMINISTRATION		105,534		12,089	24,522	68,922	65.3 %
156450	HOME FFY14 KULAMALU AH PRJ		1,944,612		300,111	1,644,502		0.0 %

**County of Maui**  
**Statement of Appropriations and Expenditures**  
**Grant Programs**  
**Fiscal Year Ending 6/30/2016 - as of 9/30/2016**

Index		Prior Year	Amended	Year	Current	Balance	% of	
* Program	** Fund	*** Department	Encumbrance / Carryover	Budget / Lapses	to Date Expended	Encumbrance 09/30/2016	Available	Budget Available
157481	SEC 8 HOUSING ADMIN	FY15	1,417			1,417		0.0 %
166714	HOME FFY04 ADMINISTRATION		53				53	100.0 %
167480	SEC 8 HOUSING VOUCHER	FY16	429,366	(19,436)	(689)		410,619	100.2 %
167481	SEC 8 HOUSING ADMIN	FY16	145,930			3,853	142,077	97.4 %
167482	FSS COORDINATOR GRANT		40,043		5,337		34,706	86.7 %
177480	SEC 8 HOUSING VOUCHER	FY17		15,727,912	5,764,965		9,962,947	63.3 %
177481	SEC 8 HOUSING ADMIN	FY17		1,229,584	415,906	179,199	634,478	51.6 %
177712	SEC.8 FAMILY SELF-SUFFICIENT		84,158	305			84,463	100.0 %
196718	HOME FFY08 ADMINISTRATION		1,614			355	1,259	78.0 %
197741	SEC8 HSG ASST PYMTS(HAP)-NRA		354,605				354,605	100.0 %
197751	SEC8 HSG ASST PYMTS(ADM)-NRA		1,075,584				1,075,584	100.0 %
<b>310</b>	<b>* HOUSING PROGRAM</b>		<b>4,404,236</b>	<b>16,938,365</b>	<b>6,497,719</b>	<b>1,854,433</b>	<b>12,990,448</b>	<b>60.9 %</b>
116224	HI MENTL HLTH TRNSFRM SIG		24,000				24,000	100.0 %
116601	HOSPITAL DISCHARGE PLNG GRNT		15,496				15,496	100.0 %
116602	AGING/DSABLT Y RSRC CTR 2010N		4,876				4,876	100.0 %
116608	ARRA09 HEALTHY AGING PARTNRSH		511				511	100.0 %
116613	AGING TIII DHHS FY11 MA201103		190			190		0.0 %
116614	ELDER ABUSE RELATED SVCS FY11		3,664				3,664	100.0 %
116647	EOA/DOH MA.KC.FB10-11.A FY11		3,339				3,339	100.0 %
126601	HOSPITAL DISCHARGE PLNG GRNT		35,717				35,717	100.0 %
126602	AGING/DSABLT Y RSRC CTR 2010N		8,684				8,684	100.0 %
126609	ARRA09 HEALTHY AGING PARTNRSH		2,260				2,260	100.0 %
126613	AGING TIII DHHS FY12		486				486	100.0 %
126643	MENTAL HEALTH TRANSFORM GRT		16				16	100.0 %
136613	AGING TITLE III PROGRAMS		659				659	100.0 %
136615	ELDER ABUSE PREVENTION SFY13		189				189	100.0 %
136616	ELDER ABUSE PREVENTION SFY12		26,493				26,493	100.0 %
136647	KUPUNA CARE PROGRAM		203				203	100.0 %
146402	ELDER ABUSE PREVENTION SF14		1				1	100.0 %
146428	CARE TRANSITIONS PROGRAM		183,162				183,162	100.0 %
156401	KUPUNA CARE PROGRAM		1				1	100.0 %

**County of Maui**  
**Statement of Appropriations and Expenditures**  
**Grant Programs**  
**Fiscal Year Ending 6/30/2016 - as of 9/30/2016**

Index		Prior Year	Amended	Year	Current	Balance	% of	
* Program	** Fund	*** Department	Encumbrance / Carryover	Budget / Lapses	to Date Expended	Encumbrance 09/30/2016	Available	Budget Available
156402	ELDER ABUSE PREVENTION SY15		12,804		2,924		9,880	77.2 %
156427	AGING TITLE III PRGS		30,213		8,493	17,844	3,876	12.8 %
156429	AGING & DISABILITY RESOURCE		368,901	306,861	119,820	60,880	495,062	73.3 %
156431	PRIVATE DONATION/MATSON		1,000				1,000	100.0 %
156433	VOLUNTARY CONTRIBUTIONS		20,000				20,000	100.0 %
156440	HEALTHY AGING PARTNERSHIP		152,987		39,017	18,275	95,695	62.6 %
156443	HEALTHY AGING VOL CONTRIB		4,874				4,874	100.0 %
166741	KUPUNA CARE PROGRAM		257,061		77,527	13,976	165,558	64.4 %
166769	AGING TITLE III PRGS		306,164	1,842	106,647	43,940	157,419	51.1 %
166770	KUPUNA CARE VOL CONTRIB		200				200	100.0 %
166772	NUTRITION SVCS INCENTIVE		88,347				88,347	100.0 %
166773	ELDER ABUSE PREVENTION SY16		26,492				26,492	100.0 %
176741	KUPUNA CARE PROGRAM			1,053,081	10,848		1,042,233	99.0 %
176769	AGING TITLE III PRGS			743,889			743,889	100.0 %
176773	ELDER ABUSE PREVENTION SY17			26,492			26,492	100.0 %
<b>316</b>	<b>* AGING STATE/FEDERAL/PVT GRANTS</b>		<b>1,578,990</b>	<b>2,132,165</b>	<b>365,276</b>	<b>155,105</b>	<b>3,190,774</b>	<b>86.0 %</b>
166774	STRATEGIC PREVENTION FRAMEWRK		110,000		6,794		103,206	93.8 %
<b>318</b>	<b>* HUMAN CONCERNS STATE/FEDERAL</b>		<b>110,000</b>	<b>0</b>	<b>6,794</b>	<b>0</b>	<b>103,206</b>	<b>93.8 %</b>
116752	I&A OUTREACH AGING 00/01		597				597	100.0 %
126605	RSVP 2002 DVSA 61523 P74-4101				(1,730)		1,730	-
126738	MSC LEISURE FY2012		30,488			8,289	22,199	72.8 %
136738	LEISURE ACTIVITIES FY13		3,532				3,532	100.0 %
146405	LEISURE ACTIVITIES FY14		51,203				51,203	100.0 %
156405	LEISURE ACTIVITIES FY15		67,421		2,304		65,117	96.6 %
166757	A&B KOKUA GIVING CONTRIB		9,611				9,611	100.0 %
166759	CONGREGATE MEALS NSIP FY16		42,822				42,822	100.0 %
166761	HOME DELIVERED MEALS NSIP FY16		45,525				45,525	100.0 %
166763	LEISURE ACTIVITIES FY16		102,215		4,228	210	97,777	95.7 %
166768	MATSON FOUNDATION CONTRIB		2,000				2,000	100.0 %
166771	RSVP RETIRED & SR VOL PRG		53,995	3,500	14,766		42,729	74.3 %
176738	MSC LEISURE ACTIVITY FY07		2,557			136	2,421	94.7 %

**County of Maui**  
**Statement of Appropriations and Expenditures**  
**Grant Programs**  
**Fiscal Year Ending 6/30/2016 - as of 9/30/2016**

Index		Prior Year	Amended	Year	Current	Balance	% of	
* Program	** Fund	*** Department	Encumbrance / Carryover	Budget / Lapses	to Date Expended	Encumbrance 09/30/2016	Available	Budget Available
176757		ELDERLY LUNCH-A&B KOKUA		20,000			20,000	100.0 %
176758		ASSTD TRANSPORT PVT CONTRIB		20,232	3,185		17,047	84.3 %
176760		CONGREGATE MLS PVT DONATION		128,394	63,190		65,204	50.8 %
176762		HOME DEL MEALS PVT DONATION		86,480	13,677		72,803	84.2 %
176763		LEISURE ACTIVITIES FY17		122,202	3,305		118,897	97.3 %
176764		ASSIST TRANSPORT-KUPUNA		192,906	32,903		160,003	82.9 %
176765		CONGREGATE MEALS TITTLE III		135,276			135,276	100.0 %
176766		HOME DELIVERED MEALS KUPUNA		92,334	41,783		50,551	54.7 %
176767		HOME DELIVERED MLS TITLE III		132,000			132,000	100.0 %
186751		ASSISTED TRANSPORTN SH POS08	33,771				33,771	100.0 %
<b>325</b>	<b>*</b>	<b>H/C SENIOR SERVICES DIVISION</b>	<b>445,737</b>	<b>933,324</b>	<b>177,611</b>	<b>8,635</b>	<b>1,192,815</b>	<b>86.5 %</b>
<b>Fund</b>	<b>**</b>	<b>SPECIAL REVENUE FUND</b>	<b>6,538,963</b>	<b>20,003,854</b>	<b>7,047,400</b>	<b>2,018,173</b>	<b>17,477,243</b>	<b>65.8 %</b>
<b>Dept</b>	<b>***</b>	<b>Housing and Human Concerns</b>	<b>6,538,963</b>	<b>20,003,854</b>	<b>7,047,400</b>	<b>2,018,173</b>	<b>17,477,243</b>	<b>65.8 %</b>
<b>Parks and Recreation</b>								
116213		ST/HI WM STDM PA SYS SLH2010	145,000				145,000	100.0 %
126218		ST/HI NAHIKU COMMUNITY CENTER	250,000			250,000		0.0 %
146508		WAR MEMORIAL STADIUM	829,855				829,855	100.0 %
156503		MAKENA LIFEGUARD SERVICES	87			84	3	3.4 %
166795		PLAY & LEARN SESSIONS (PALS)	26,004				26,004	100.0 %
166820		MAKENA LIFEGUARD SERVICES	288,510			6,294	282,216	97.8 %
176795		PLAY & LEARN SESSIONS (PALS)		100,000	75,216		24,784	24.8 %
<b>361</b>	<b>*</b>	<b>PARKS STATE GRANTS</b>	<b>1,539,456</b>	<b>100,000</b>	<b>75,216</b>	<b>256,378</b>	<b>1,307,862</b>	<b>79.8 %</b>
<b>Fund</b>	<b>**</b>	<b>SPECIAL REVENUE FUND</b>	<b>1,539,456</b>	<b>100,000</b>	<b>75,216</b>	<b>256,378</b>	<b>1,307,862</b>	<b>79.8 %</b>
<b>Dept</b>	<b>***</b>	<b>Parks and Recreation</b>	<b>1,539,456</b>	<b>100,000</b>	<b>75,216</b>	<b>256,378</b>	<b>1,307,862</b>	<b>79.8 %</b>
<b>Public Works</b>								
116502		FHWA PROJS STATE REVIEWS	44,956		14,560		30,396	67.6 %
146660		FHWA VARIOUS PROJECTS COUNTY	4,769				4,769	100.0 %
<b>442</b>	<b>*</b>	<b>DPW STATE/FEDERAL ENGINEERING</b>	<b>49,725</b>	<b>0</b>	<b>14,560</b>	<b>0</b>	<b>35,165</b>	<b>70.7 %</b>
<b>Fund</b>	<b>**</b>	<b>SPECIAL REVENUE FUND</b>	<b>49,725</b>	<b>0</b>	<b>14,560</b>	<b>0</b>	<b>35,165</b>	<b>70.7 %</b>



**County of Maui**  
**Statement of Appropriations and Expenditures**  
**Grant Programs**  
**Fiscal Year Ending 6/30/2016 - as of 9/30/2016**

Index * Program ** Fund *** Department	Prior Year Encumbrance / Carryover	Amended Budget / Lapses	Year to Date Expended	Current Encumbrance 09/30/2016	Balance Available	% of Budget Available
<b>Dept *** Public Works</b>	<b>49,725</b>	<b>0</b>	<b>14,560</b>	<b>0</b>	<b>35,165</b>	<b>70.7 %</b>
<b>Transportation</b>						
126280 FTA RURAL TRNST ASSTNCE FFY12	13,645		483		13,162	96.5 %
136279 FTA#5309 FORMULA FUNDS PRG	1,835,687				1,835,687	100.0 %
136802 FTA5309 LIVABILITY PRG FY13	20,286				20,286	100.0 %
146800 FTA SEC5311 NON-URBANIZED AREA	95,718			95,718		0.0 %
146802 FTA RURAL TRNST ASST - RTAP	1,104				1,104	100.0 %
146804 FTA PLANNING PROGRAM 5305 (e)	2,274				2,274	100.0 %
166906 FTA SEC5305 METROPOLITAN TRANS	200,000		3,750		196,250	98.1 %
176908 FTA SEC5339 BUS/BUS FAC FORM		998,734			998,734	100.0 %
<b>650 * TRANSPORTATION</b>	<b>2,168,714</b>	<b>998,734</b>	<b>4,233</b>	<b>95,718</b>	<b>3,067,497</b>	<b>96.8 %</b>
<b>Fund ** SPECIAL REVENUE FUND</b>	<b>2,168,714</b>	<b>998,734</b>	<b>4,233</b>	<b>95,718</b>	<b>3,067,497</b>	<b>96.8 %</b>
<b>Dept *** Transportation</b>	<b>2,168,714</b>	<b>998,734</b>	<b>4,233</b>	<b>95,718</b>	<b>3,067,497</b>	<b>96.8 %</b>
<b>Environmental Management</b>						
136038 W MAUI RECYCLED WTR SYSTEM EXP	671,000				671,000	100.0 %
146906 HYATT/W MAUI RECYCLED WATER	501,237				501,237	100.0 %
146907 STARWOOD/W MAUI RECYCLED WATER	1,863,840				1,863,840	100.0 %
<b>550 * WASTEWATER ADMIN PROGRAM</b>	<b>3,036,077</b>	<b>0</b>	<b>0</b>	<b>0</b>	<b>3,036,077</b>	<b>100.0 %</b>
116851 GLASS RECOVERY DOH ASO#11-005	3,250				3,250	100.0 %
156854 DEP BEVERAGE CONTAINR DOH-MOL	11,824				11,824	100.0 %
156900 USED MOTOR OIL COLLECTION FY15	2,208				2,208	100.0 %
156907 GLASS RECOVERY PROGRAM	49,360				49,360	100.0 %
166709 ADVANCE GLASS DISPOSAL FEE	27,667				27,667	100.0 %
176886 USED OIL RECOVERY07 ASO06145#2	339				339	100.0 %
176907 GLASS RECOVERY PROGRAM		99,100			99,100	100.0 %
<b>625 * SOLIDWASTE STATE FUNDS GLASS</b>	<b>94,648</b>	<b>99,100</b>	<b>0</b>	<b>0</b>	<b>193,748</b>	<b>100.0 %</b>
<b>Fund ** SPECIAL REVENUE FUND</b>	<b>3,130,725</b>	<b>99,100</b>	<b>0</b>	<b>0</b>	<b>3,229,825</b>	<b>100.0 %</b>
<b>Dept *** Environmental Management</b>	<b>3,130,725</b>	<b>99,100</b>	<b>0</b>	<b>0</b>	<b>3,229,825</b>	<b>100.0 %</b>

**County of Maui**  
**Statement of Appropriations and Expenditures**  
**Grant Programs**  
**Fiscal Year Ending 6/30/2016 - as of 9/30/2016**


Index * Program	** Fund	*** Department	Prior Year Encumbrance / Carryover	Amended Budget / Lapses	Year to Date Expended	Current Encumbrance 09/30/2016	Balance Available	% of Budget Available
<b>Grand Total</b>			<b>21,762,439</b>	<b>31,443,465</b>	<b>9,225,373</b>	<b>5,259,735</b>	<b>38,720,796</b>	<b>72.8 %</b>

---

## III. Expenditures

---

### III.C. Revolving / Special Programs



**County of Maui**  
**Statement of Appropriations and Expenditures**  
**Revolving/Special Programs**  
**Fiscal Year Ending 6/30/2016 - as of 9/30/2016**

Index		Prior Year	Amended	Year	Current	Balance	% of	
* Program	** Fund	*** Department	Encumbrance / Carryover	Budget / Lapses	to Date Expended	Encumbrance 09/30/2016	Available	Budget Available
<b>Office of the Mayor</b>								
101400	OPEN SPACE/NAT&CULT	RSRC/SCENC	5,818,917	10,224,500	9,500,000		6,543,417	40.8 %
101402	EMERGENCY FUND		23,796,053	5,000,000			28,796,053	100.0 %
101412	SEPT2016 FLOODING EVENT			5,000,000			5,000,000	100.0 %
<b>030</b>	<b>*</b>	<b>OFFICE OF MAYOR ADMIN PROGRAM</b>	<b>29,614,970</b>	<b>20,224,500</b>	<b>9,500,000</b>	<b>0</b>	<b>40,339,470</b>	<b>80.9 %</b>
101095	RECYCLING GRANT LOAN REVOLVING		127				127	100.0 %
101404	ECONOMIC DEVELOPMENT REVOLVING		20,000				20,000	100.0 %
101405	ECON DEV-UPTOWN SERVICE INC		170,000			170,000		0.0 %
101406	ECON DEV-MAUI INNOVTN GRP INC		15,000			15,000		0.0 %
101408	ECON DEV-AUMAKUA HOLDINS, INC		55,000			55,000		0.0 %
<b>040</b>	<b>*</b>	<b>MAYOR ADMIN ECONOMIC DEV PRGMS</b>	<b>260,127</b>	<b>0</b>	<b>0</b>	<b>240,000</b>	<b>20,127</b>	<b>7.7 %</b>
<b>Fund</b>	<b>**</b>	<b>SPECIAL REVENUE FUND</b>	<b>29,875,097</b>	<b>20,224,500</b>	<b>9,500,000</b>	<b>240,000</b>	<b>40,359,597</b>	<b>80.6 %</b>
<b>Dept</b>	<b>***</b>	<b>Office of the Mayor</b>	<b>29,875,097</b>	<b>20,224,500</b>	<b>9,500,000</b>	<b>240,000</b>	<b>40,359,597</b>	<b>80.6 %</b>
<b>Finance</b>								
101002	POST-EMPLOYMENT BENEFITS-OPEB		229,831				229,831	100.0 %
<b>170</b>	<b>*</b>	<b>COUNTY WIDE COSTS PROGRAM</b>	<b>229,831</b>	<b>0</b>	<b>0</b>	<b>0</b>	<b>229,831</b>	<b>100.0 %</b>
<b>Fund</b>	<b>**</b>	<b>SPECIAL REVENUE FUND</b>	<b>229,831</b>	<b>0</b>	<b>0</b>	<b>0</b>	<b>229,831</b>	<b>100.0 %</b>
<b>Dept</b>	<b>***</b>	<b>Finance</b>	<b>229,831</b>	<b>0</b>	<b>0</b>	<b>0</b>	<b>229,831</b>	<b>100.0 %</b>
<b>Fire and Public Safety</b>								
101063	FIRE HAZARD REMOVAL REVOLVING		3,394				3,394	100.0 %
<b>230</b>	<b>*</b>	<b>FIRE CONTROL TRAINING PROGRAM</b>	<b>3,394</b>	<b>0</b>	<b>0</b>	<b>0</b>	<b>3,394</b>	<b>100.0 %</b>
101075	FIRE PLAN REVIEW FEES		682,245		1,108	772	680,365	99.7 %
101075A	FIRE PLAN REVIEW FEES SALARIES			235,400	31,500		203,901	86.6 %
101075B	FIRE PLAN REVIEW FEES OPERTN		35,579	287,262	6,191		316,651	98.1 %
101075C	FIRE PLAN REVIEW FEES EQUIPMNT		36,430		8,624	1,457	26,349	72.3 %
<b>250</b>	<b>*</b>	<b>FIRE PREVENTION PROGRAM</b>	<b>754,254</b>	<b>522,662</b>	<b>47,423</b>	<b>2,229</b>	<b>1,227,266</b>	<b>96.1 %</b>
<b>Fund</b>	<b>**</b>	<b>SPECIAL REVENUE FUND</b>	<b>757,648</b>	<b>522,662</b>	<b>47,423</b>	<b>2,229</b>	<b>1,230,660</b>	<b>96.1 %</b>

**County of Maui**  
**Statement of Appropriations and Expenditures**  
**Revolving/Special Programs**  
**Fiscal Year Ending 6/30/2016 - as of 9/30/2016**

Index * Program ** Fund *** Department	Prior Year Encumbrance / Carryover	Amended Budget / Lapses	Year to Date Expended	Current Encumbrance 09/30/2016	Balance Available	% of Budget Available
<b>Dept *** Fire and Public Safety</b>	<b>757,648</b>	<b>522,662</b>	<b>47,423</b>	<b>2,229</b>	<b>1,230,660</b>	<b>96.1 %</b>
<b>Liquor Control</b>						
101139 LIQUOR EDUCATION FUNDS	355,832	47,510	10,163	36,900	356,280	88.3 %
<b>200 * LIQUOR CONTROL GENERAL PROG</b>	<b>355,832</b>	<b>47,510</b>	<b>10,163</b>	<b>36,900</b>	<b>356,280</b>	<b>88.3 %</b>
<b>Fund ** SPECIAL REVENUE FUND</b>	<b>355,832</b>	<b>47,510</b>	<b>10,163</b>	<b>36,900</b>	<b>356,280</b>	<b>88.3 %</b>
<b>Dept *** Liquor Control</b>	<b>355,832</b>	<b>47,510</b>	<b>10,163</b>	<b>36,900</b>	<b>356,280</b>	<b>88.3 %</b>
<b>Housing and Human Concerns</b>						
101025 ANIMAL MANAGEMENT REVOLVING	162,537				162,537	100.0 %
<b>300 * HSG &amp; HUMAN CONCERNS ADM PROG</b>	<b>162,537</b>	<b>0</b>	<b>0</b>	<b>0</b>	<b>162,537</b>	<b>100.0 %</b>
101001 AFFORDABLE HSG FUND-CW	8,859,361	10,713,303	3,512,991	657,743	15,401,930	78.7 %
101004 AFFORDABLE HSG FND-WEST MAUI	3,909,037				3,909,037	100.0 %
101013 AFFORDABLE HOUSING- KULAMALU	9,149,537		1,232,645	7,901,784	15,108	0.2 %
101016 LANAI AHP PHASE I		2,000,000		24,500	1,975,500	98.8 %
101017 KAUNOA SR SVCS LEISURE PRG RF	171,200	118,414	41,143	5,941	242,528	83.7 %
101021 AFFD'LE HSG-NA HALE O MAUI	780,000			780,000		0.0 %
101023 ARC OF MAUI GRP HM REHAB PRJ		290,430		290,430		0.0 %
101027 ALOHA HOUSE CLN & SOBER ACQ		450,000		450,000		0.0 %
101029 HALE MAHAOLU EWALU PH1 PRJ		2,500,000		2,500,000		0.0 %
101030 HOUSING SEC.8 CERTIFICATE	5,735				5,735	100.0 %
101055 HOUSING SEC.8 VOUCHER PROGRAM	17,755				17,755	100.0 %
101089 RENTAL HOUSING REVOLVING	52,775				52,775	100.0 %
<b>310 * HOUSING PROGRAM</b>	<b>22,945,400</b>	<b>16,072,147</b>	<b>4,786,779</b>	<b>12,610,398</b>	<b>21,620,368</b>	<b>55.4 %</b>
101246 MOLOKAI AG LOAN PROGRAM	281,838				281,838	100.0 %
<b>320 * HUMAN CONCERNS PROGRAM</b>	<b>281,838</b>	<b>0</b>	<b>0</b>	<b>0</b>	<b>281,838</b>	<b>100.0 %</b>
<b>Fund ** SPECIAL REVENUE FUND</b>	<b>23,389,775</b>	<b>16,072,147</b>	<b>4,786,779</b>	<b>12,610,398</b>	<b>22,064,743</b>	<b>55.9 %</b>
<b>Dept *** Housing and Human Concerns</b>	<b>23,389,775</b>	<b>16,072,147</b>	<b>4,786,779</b>	<b>12,610,398</b>	<b>22,064,743</b>	<b>55.9 %</b>
<b>Parks and Recreation</b>						
101401 OCEAN RECREATIONAL ACTIVITY	428,418	10,400		6,000	432,818	98.6 %

**County of Maui**  
**Statement of Appropriations and Expenditures**  
**Revolving/Special Programs**  
**Fiscal Year Ending 6/30/2016 - as of 9/30/2016**

Index * Program ** Fund *** Department	Prior Year Encumbrance / Carryover	Amended Budget / Lapses	Year to Date Expended	Current Encumbrance 09/30/2016	Balance Available	% of Budget Available
<b>340 * PARKS &amp; REC ADMIN PROG</b>	<b>428,418</b>	<b>10,400</b>	<b>0</b>	<b>6,000</b>	<b>432,818</b>	<b>98.6 %</b>
101113 HWY BEAUT CWD/TREE TRIM PROG	738,153	136,278	1,032	136,065	737,334	84.3 %
<b>350 * PARK MAINTENANCE PROGRAM</b>	<b>738,153</b>	<b>136,278</b>	<b>1,032</b>	<b>136,065</b>	<b>737,334</b>	<b>84.3 %</b>
<b>Fund ** SPECIAL REVENUE FUND</b>	<b>1,166,571</b>	<b>146,678</b>	<b>1,032</b>	<b>142,065</b>	<b>1,170,152</b>	<b>89.1 %</b>
<b>Dept *** Parks and Recreation</b>	<b>1,166,571</b>	<b>146,678</b>	<b>1,032</b>	<b>142,065</b>	<b>1,170,152</b>	<b>89.1 %</b>
<b>Public Works</b>						
101116 HWY BEAUT TREE TRIMMING		401,300	8,205	1,562	391,533	97.6 %
<b>450 * SPECIAL MAINTENANCE PROGRAM</b>	<b>0</b>	<b>401,300</b>	<b>8,205</b>	<b>1,562</b>	<b>391,533</b>	<b>97.6 %</b>
101303 PLAN REVIEW REVOLVING LUCA	4,582,832			16,585	4,566,247	99.6 %
101303A PLAN REVIEW REVOLVING SAL		874,712	181,333		693,380	79.3 %
101303B PLAN REVIEW REVOLVING OP	392,288	1,344,839	55,724	162,377	1,519,026	87.4 %
101303C PLAN REVIEW REVOLVING EQ	81,000	275,000		80,987	275,013	77.3 %
101311 SUBDIVISION CONSTRN REVOLVING	399,463			59,738	339,725	85.0 %
101311A SUBDIV CONSTRN REV'G SALARIES	6,000				6,000	100.0 %
101311B SUBDIV CONSTRN REV'G OPERATION	4,000				4,000	100.0 %
<b>460 * DEVELOPMENT SERVICES ADMINSTRN</b>	<b>5,465,583</b>	<b>2,494,551</b>	<b>237,057</b>	<b>319,687</b>	<b>7,403,391</b>	<b>93.0 %</b>
<b>Fund ** SPECIAL REVENUE FUND</b>	<b>5,465,583</b>	<b>2,895,851</b>	<b>245,262</b>	<b>321,249</b>	<b>7,794,924</b>	<b>93.2 %</b>
<b>Dept *** Public Works</b>	<b>5,465,583</b>	<b>2,895,851</b>	<b>245,262</b>	<b>321,249</b>	<b>7,794,924</b>	<b>93.2 %</b>
<b>Environmental Management</b>						
101190B COMMUNITY WORK DAY - PROVISIO		216,000	54,000	162,000		0.0 %
101191B TEENS ON CALL PAIA BY PASS	455	10,000	1,735		8,720	83.4 %
101255A HWY BEAUT-ABAND VEH REV'G SAL		108,992	28,244		80,748	74.1 %
101255B HWY BEAUT-ABAND VEH REV'G OPR	29,121	865,165	131,065	559,602	203,618	22.8 %
<b>542 * ENV PROTECTION &amp; SUBSTAINABILI</b>	<b>29,576</b>	<b>1,200,157</b>	<b>215,044</b>	<b>721,602</b>	<b>293,086</b>	<b>23.8 %</b>
101253 NASKA PUMP STATION	1,619				1,619	100.0 %
<b>550 * WASTEWATER ADMIN PROGRAM</b>	<b>1,619</b>	<b>0</b>	<b>0</b>	<b>0</b>	<b>1,619</b>	<b>100.0 %</b>
<b>Fund ** SPECIAL REVENUE FUND</b>	<b>31,195</b>	<b>1,200,157</b>	<b>215,044</b>	<b>721,602</b>	<b>294,705</b>	<b>23.9 %</b>

**County of Maui**  
**Statement of Appropriations and Expenditures**  
**Revolving/Special Programs**  
**Fiscal Year Ending 6/30/2016 - as of 9/30/2016**

Index * Program ** Fund *** Department	Prior Year Encumbrance / Carryover	Amended Budget / Lapses	Year to Date Expended	Current Encumbrance 09/30/2016	Balance Available	% of Budget Available
Dept *** Environmental Management	<u>31,195</u>	<u>1,200,157</u>	<u>215,044</u>	<u>721,602</u>	<u>294,705</u>	<u>23.9 %</u>
Grand Total	61,271,532	41,109,505	14,805,703	14,074,443	73,500,892	71.8 %




---

# IV. Capital Improvement Program by District

---

## IV. Capital Improvements Program by District



**County of Maui**  
**Statement of Appropriations and Expenditures**  
**Capital Improvement Program by District**  
**Fiscal Year Ending 6/30/2016 - as of 9/30/2016**

01	Hana	Prior Year	Amended	Year	Current	Balance	% of
Index	Activity ** Program *** District	Encumbrance	Budget /	to Date	Encumbrance	Available	Budget
		/ Carryover	Lapses	Expended	09/30/2016		Available
324200	NAHIKU COMMUNITY CENTER	114,121			114,121		0.0 %
<b>92090</b>	<b>* NAHIKU COMMUNITY CENTER</b>	<b>114,121</b>	<b>0</b>	<b>0</b>	<b>114,121</b>	<b>0</b>	<b>0.0 %</b>
367298	NAHIKU COMMUNITY CENTER		191,340		191,340		0.0 %
<b>96098</b>	<b>* NAHIKU COMMUNITY CENTER</b>	<b>0</b>	<b>191,340</b>	<b>0</b>	<b>191,340</b>	<b>0</b>	<b>0.0 %</b>
378337	HANA CIVIC CENTER		50,000			50,000	100.0 %
<b>97037</b>	<b>* HANA CIVIC CENTER</b>	<b>0</b>	<b>50,000</b>	<b>0</b>	<b>0</b>	<b>50,000</b>	<b>100.0 %</b>
<b>903</b>	<b>** Government Facilities</b>	<b>114,121</b>	<b>241,340</b>	<b>0</b>	<b>305,461</b>	<b>50,000</b>	<b>14.1 %</b>
331101	NAHIKU COMMUNITY CENTER	279,266			279,266		0.0 %
<b>93001</b>	<b>* NAHIKU COMMUNITY CENTER</b>	<b>279,266</b>	<b>0</b>	<b>0</b>	<b>279,266</b>	<b>0</b>	<b>0.0 %</b>
345301	HELENE HALL IMPROVEMENTS	149,500			149,500		0.0 %
<b>94001</b>	<b>* HELENE HALL IMPROVEMENT</b>	<b>149,500</b>	<b>0</b>	<b>0</b>	<b>149,500</b>	<b>0</b>	<b>0.0 %</b>
345302	NAHIKU COMMUNITY CENTER	475,786			475,786		0.0 %
<b>94002</b>	<b>* NAHIKU COMMUNITY CENTER</b>	<b>475,786</b>	<b>0</b>	<b>0</b>	<b>475,786</b>	<b>0</b>	<b>0.0 %</b>
356401	HANA-KEANAE-KAILUA PARKS	20,565	(290)		20,275		0.0 %
<b>95001</b>	<b>* HANA-KEANAE-KAILUA PRKS SYSTEM</b>	<b>20,565</b>	<b>(290)</b>	<b>0</b>	<b>20,275</b>	<b>0</b>	<b>0.0 %</b>
356402	PA'ANI MAI PARK IMPROVM	216,790		46,810	169,980		0.0 %
<b>95002</b>	<b>* PA'ANI MAI PARK IMPROVEMENTS</b>	<b>216,790</b>	<b>0</b>	<b>46,810</b>	<b>169,980</b>	<b>0</b>	<b>0.0 %</b>
367101	HANA-KEANAE-KAILUA PARKS	377,430		5,133	174,252	198,045	52.5 %
<b>96001</b>	<b>* HANA-KEA-KAILUA PARKS SYSTEM</b>	<b>377,430</b>	<b>0</b>	<b>5,133</b>	<b>174,252</b>	<b>198,045</b>	<b>52.5 %</b>
378338	HANA-KEANAE-KAILUA PARKS		250,000			250,000	100.0 %
<b>97038</b>	<b>* HANA-KEA-KAILUA PARKS SYSTEM</b>	<b>0</b>	<b>250,000</b>	<b>0</b>	<b>0</b>	<b>250,000</b>	<b>100.0 %</b>
378239	HELENE HALL IMPROVEMENTS		50,000		50,000		0.0 %

**County of Maui**  
**Statement of Appropriations and Expenditures**  
**Capital Improvement Program by District**  
**Fiscal Year Ending 6/30/2016 - as of 9/30/2016**

01	Hana	Prior Year	Amended	Year	Current	Balance	% of
Index	Activity ** Program *** District	Encumbrance	Budget /	to Date	Encumbrance	Available	Budget
*	***	/ Carryover	Lapses	Expended	09/30/2016	Available	Available
97039	* HELENE HALL IMPROVEMENTS	0	50,000	0	50,000	0	0.0 %
904	** Parks and Recreation	1,519,337	299,710	51,943	1,319,059	448,045	24.6 %
533110	WAKIU WELL REPLCMT DEVLPT PROJ	6,656		6,656			0.0 %
93074	* WAKIU WELL REPLACEMENT DEVT	6,656	0	6,656	0	0	0.0 %
905	** WATER SUPPLY	6,656	0	6,656	0	0	0.0 %
317003	HANA DISTRICT RD RESURFACING	33,486			33,486		0.0 %
91000	* FY 2001 CIP projects	33,486	0	0	33,486	0	0.0 %
317200	KAHOLOPOO BRIDGE REPLACEMNT	71,162			71,162		0.0 %
91068	* Kaholopoo bridge replacement	71,162	0	0	71,162	0	0.0 %
317201	PAPAHAWAHAWA BRIDGE REPLACMNT	4			4		0.0 %
91069	* Papahawahawa bridge replacmnt	4	0	0	4	0	0.0 %
317501	PAPAHAWAHAWA BRIDGE RPLCMNT	1,594,061				1,594,061	100.0 %
317505	WAIOHONU BRIDGE REPL BR0900(68	666,492				666,492	100.0 %
91099	* State/Fed/Private FY2001/2011	2,260,553	0	0	0	2,260,553	100.0 %
327500	KAHOOLOPOO BRDGE RPL BR090078	326,801			59,553	267,248	81.8 %
92099	* State/Fed/Private FY2002/2012	326,801	0	0	59,553	267,248	81.8 %
367117	KALEPA ROCK FALL ASSESSMENT	150,000				150,000	100.0 %
96017	* KALEPA ROCK FALL ASSESSMENT	150,000	0	0	0	150,000	100.0 %
367281	KEANAE RD SAFETY IMPROVEMENTS	52,684		27,624	25,060		0.0 %
96081	* KEANAE RD SAFETY IMPROVEMENTS	52,684	0	27,624	25,060	0	0.0 %
378382	PIILANI HWY RD IMPRV/NUANUALOA		2,003,000			2,003,000	100.0 %
97080	* PIILANI HWY RD IMPR/NUANUALOA	0	2,003,000	0	0	2,003,000	100.0 %

**County of Maui**  
**Statement of Appropriations and Expenditures**  
**Capital Improvement Program by District**  
**Fiscal Year Ending 6/30/2016 - as of 9/30/2016**

01	Hana	Prior Year	Amended	Year	Current	Balance	% of
Index	Activity ** Program *** District	Encumbrance	Budget /	to Date	Encumbrance	Available	Budget
* Activity ** Program *** District		/ Carryover	Lapses	Expended	09/30/2016		Available
378381	ROCKFALL/EMBKMNT ASSESSMNT		350,000			350,000	100.0 %
<b>97081</b>	<b>* ROCKFALL/EMBANKMNT ASSESSMNT</b>	<b>0</b>	<b>350,000</b>	<b>0</b>	<b>0</b>	<b>350,000</b>	<b>100.0 %</b>
<b>907</b>	<b>** Roads</b>	<b>2,894,690</b>	<b>2,353,000</b>	<b>27,624</b>	<b>189,265</b>	<b>5,030,801</b>	<b>95.9 %</b>
356477	HANA LF MAKAI BERM WASTE	584,818		23,998	560,819		0.0 %
<b>95077</b>	<b>* HANA LF MAKAI BERM WST REMOVAL</b>	<b>584,818</b>	<b>0</b>	<b>23,998</b>	<b>560,819</b>	<b>0</b>	<b>0.0 %</b>
367166	HANA LF MAKAI BERM WASTE	247,000			150,994	96,006	38.9 %
<b>96066</b>	<b>* HANA LANDFILL MAKAI BERM WR</b>	<b>247,000</b>	<b>0</b>	<b>0</b>	<b>150,994</b>	<b>96,006</b>	<b>38.9 %</b>
<b>908</b>	<b>** Solid Waste Facilities</b>	<b>831,818</b>	<b>0</b>	<b>23,998</b>	<b>711,813</b>	<b>96,006</b>	<b>11.5 %</b>
District ***	Hana	<b>5,366,622</b>	<b>2,894,050</b>	<b>110,221</b>	<b>2,525,598</b>	<b>5,624,852</b>	<b>68.1 %</b>

**County of Maui**  
**Statement of Appropriations and Expenditures**  
**Capital Improvement Program by District**  
**Fiscal Year Ending 6/30/2016 - as of 9/30/2016**

<b>02</b>	<b>Paia-Haiku</b>	<b>Prior Year</b>	<b>Amended</b>	<b>Year</b>	<b>Current</b>	<b>Balance</b>	<b>% of</b>
	Index	<b>Encumbrance</b>	<b>Budget /</b>	<b>to Date</b>	<b>Encumbrance</b>	<b>Available</b>	<b>Budget</b>
	<b>* Activity ** Program *** District</b>	<b>/ Carryover</b>	<b>Lapses</b>	<b>Expended</b>	<b>09/30/2016</b>		<b>Available</b>
321212	HAIKU RD DRAINAGE IMPROVEMNT	1,142,959		725,793	417,166		0.0 %
<b>92029</b>	<b>* HAIKU ROAD DRAINAGE IMPRVMENTS</b>	<b>1,142,959</b>	<b>0</b>	<b>725,793</b>	<b>417,166</b>	<b>0</b>	<b>0.0 %</b>
<b>901</b>	<b>** Drainage</b>	<b>1,142,959</b>	<b>0</b>	<b>725,793</b>	<b>417,166</b>	<b>0</b>	<b>0.0 %</b>
356403	KAUNOA F/O EXPANSION/RE	113,342			113,342		0.0 %
<b>95003</b>	<b>* KAUNOA F/O EXPANSION/RENOVATN</b>	<b>113,342</b>	<b>0</b>	<b>0</b>	<b>113,342</b>	<b>0</b>	<b>0.0 %</b>
383010	HAIKU FIRE STATION	41,985			41,985		0.0 %
<b>98003</b>	<b>* Haiku fire station</b>	<b>41,985</b>	<b>0</b>	<b>0</b>	<b>41,985</b>	<b>0</b>	<b>0.0 %</b>
393201	HAIKU FIRE STATION	129,977			129,977		0.0 %
<b>99044</b>	<b>* HAIKU FIRE STATION</b>	<b>129,977</b>	<b>0</b>	<b>0</b>	<b>129,977</b>	<b>0</b>	<b>0.0 %</b>
<b>903</b>	<b>** Government Facilities</b>	<b>285,304</b>	<b>0</b>	<b>0</b>	<b>285,304</b>	<b>0</b>	<b>0.0 %</b>
367102	PAIA-HAIKU PARKS SYSTEM	386,141		13,103	20,376	352,662	91.3 %
<b>96002</b>	<b>* PAIA-HAIKU PARKS SYSTEM</b>	<b>386,141</b>	<b>0</b>	<b>13,103</b>	<b>20,376</b>	<b>352,662</b>	<b>91.3 %</b>
378353	PAIA-HAIKU PARKS SYSTEM		320,000		187,860	132,140	41.3 %
<b>97053</b>	<b>* PAIA-HAIKU PARKS SYSTEM</b>	<b>0</b>	<b>320,000</b>	<b>0</b>	<b>187,860</b>	<b>132,140</b>	<b>41.3 %</b>
<b>904</b>	<b>** Parks and Recreation</b>	<b>386,141</b>	<b>320,000</b>	<b>13,103</b>	<b>208,236</b>	<b>484,802</b>	<b>68.7 %</b>
522820	PAIA-HAIKU DISTRIBUTN SYS IMPR	7,557		7,557			0.0 %
<b>92081</b>	<b>* PAIA-HAIKU DISTRIBUTN SYS IMPR</b>	<b>7,557</b>	<b>0</b>	<b>7,557</b>	<b>0</b>	<b>0</b>	<b>0.0 %</b>
<b>905</b>	<b>** WATER SUPPLY</b>	<b>7,557</b>	<b>0</b>	<b>7,557</b>	<b>0</b>	<b>0</b>	<b>0.0 %</b>
317035	BALDWIN AVE BIKEWAY/GREENWAY	96,181			96,181		0.0 %
<b>91016</b>	<b>* Baldwin ave bway/greenway</b>	<b>96,181</b>	<b>0</b>	<b>0</b>	<b>96,181</b>	<b>0</b>	<b>0.0 %</b>
345288	KALIALINUI BRIDGE IMPROVEMENT	144,518			144,518		0.0 %

**County of Maui**  
**Statement of Appropriations and Expenditures**  
**Capital Improvement Program by District**  
**Fiscal Year Ending 6/30/2016 - as of 9/30/2016**

02	Paia-Haiku	Prior Year	Amended	Year	Current	Balance	% of
Index	Activity ** Program *** District	Encumbrance	Budget /	to Date	Encumbrance	Available	Budget
Activity ** Program *** District	Activity ** Program *** District	/ Carryover	Lapses	Expended	09/30/2016	Available	Available
<b>94039</b>	<b>* KALIALINUI BRIDGE IMPROVEMENT</b>	<b>144,518</b>	<b>0</b>	<b>0</b>	<b>144,518</b>	<b>0</b>	<b>0.0 %</b>
356426	PAIA SCHOOL SAFE ROUTES	9,552			9,552		0.0 %
<b>95026</b>	<b>* PAIA SCHOOL SAFE ROUTES - SCH</b>	<b>9,552</b>	<b>0</b>	<b>0</b>	<b>9,552</b>	<b>0</b>	<b>0.0 %</b>
367235	NORTH SHORE GREENWAY	4,177	1,338	1,280	4,177	58	1.1 %
<b>96035</b>	<b>* NORTH SHORE GREENWAY</b>	<b>4,177</b>	<b>1,338</b>	<b>1,280</b>	<b>4,177</b>	<b>58</b>	<b>1.1 %</b>
378393	KAUPAKALUA PVEMNT RECONST		550,000			550,000	100.0 %
<b>97093</b>	<b>* KAUPAKALUA RD PAVEMNT RECONS</b>	<b>0</b>	<b>550,000</b>	<b>0</b>	<b>0</b>	<b>550,000</b>	<b>100.0 %</b>
378394	PAUWELA RD SIDEWK REPAIRS		500,000			500,000	100.0 %
<b>97094</b>	<b>* PAUWELA RD SIDEWALK REPAIRS</b>	<b>0</b>	<b>500,000</b>	<b>0</b>	<b>0</b>	<b>500,000</b>	<b>100.0 %</b>
<b>907</b>	<b>** Roads</b>	<b>254,428</b>	<b>1,051,338</b>	<b>1,280</b>	<b>254,428</b>	<b>1,050,058</b>	<b>80.4 %</b>
356480	PAIA WWPS FM REPLACEMENT	115,429	(115,429)				-
<b>95080</b>	<b>* PAIA WWPS FM REPLACEMENT</b>	<b>115,429</b>	<b>(115,429)</b>	<b>0</b>	<b>0</b>	<b>0</b>	<b>- -</b>
378330	KAUNOA SR CTR PROP SEWER SVC		40,000			40,000	100.0 %
<b>97030</b>	<b>* KAUNOA-PROPERTY SEWER SVC</b>	<b>0</b>	<b>40,000</b>	<b>0</b>	<b>0</b>	<b>40,000</b>	<b>100.0 %</b>
<b>909</b>	<b>** Wastewater Facilities</b>	<b>115,429</b>	<b>(75,429)</b>	<b>0</b>	<b>0</b>	<b>40,000</b>	<b>100.0 %</b>
District ***	Paia-Haiku	<b>2,191,818</b>	<b>1,295,909</b>	<b>747,733</b>	<b>1,165,134</b>	<b>1,574,860</b>	<b>45.2 %</b>

**County of Maui**  
**Statement of Appropriations and Expenditures**  
**Capital Improvement Program by District**  
**Fiscal Year Ending 6/30/2016 - as of 9/30/2016**

03	Makawao-Pukalani-Kula	Prior Year	Amended	Year	Current	Balance	% of
Index	Activity ** Program *** District	Encumbrance	Budget /	to Date	Encumbrance	Available	Budget
		/ Carryover	Lapses	Expended	09/30/2016		Available
536110	OMAOPIO WATER TANK	1,796,500			1,796,500		0.0 %
<b>96099</b>	<b>* State/FED/PVT FY96 FY06 FY16</b>	<b>1,796,500</b>	<b>0</b>	<b>0</b>	<b>1,796,500</b>	<b>0</b>	<b>0.0 %</b>
<b>788</b>	<b>** DWS SPECIAL REVENUE GRANT</b>	<b>1,796,500</b>	<b>0</b>	<b>0</b>	<b>1,796,500</b>	<b>0</b>	<b>0.0 %</b>
356404	MAKAWAO MUNI PARK'G LOT	124,304			124,304		0.0 %
<b>95004</b>	<b>* MAKAWAO MUNI PARK'G LOT LIGHTS</b>	<b>124,304</b>	<b>0</b>	<b>0</b>	<b>124,304</b>	<b>0</b>	<b>0.0 %</b>
<b>903</b>	<b>** Government Facilities</b>	<b>124,304</b>	<b>0</b>	<b>0</b>	<b>124,304</b>	<b>0</b>	<b>0.0 %</b>
356405	MAKAWAO-HAIKU-PAIA PARKS	42,566		569	41,997		0.0 %
<b>95005</b>	<b>* MAKAWAO-HAIKU-PAIA PRKS SYSTEM</b>	<b>42,566</b>	<b>0</b>	<b>569</b>	<b>41,997</b>	<b>0</b>	<b>0.0 %</b>
356406	PUK-KULA-ULUPALAKUA PARKS	78,381		4,515	73,866		0.0 %
<b>95006</b>	<b>* PUKA-KULA-ULUPALAKUA PARKS</b>	<b>78,381</b>	<b>0</b>	<b>4,515</b>	<b>73,866</b>	<b>0</b>	<b>0.0 %</b>
356407	UPCOUNTRY SKATE PARK	20,304			20,304		0.0 %
<b>95007</b>	<b>* UPCOUNTRY SKATE PARK</b>	<b>20,304</b>	<b>0</b>	<b>0</b>	<b>20,304</b>	<b>0</b>	<b>0.0 %</b>
367103	MAK-PUK-KULA ULU PARKS	389,553		23,182	86,069	280,301	72.0 %
<b>96003</b>	<b>* MAKAWAO-PUK-K-U PARKS SYSTEM</b>	<b>389,553</b>	<b>0</b>	<b>23,182</b>	<b>86,069</b>	<b>280,301</b>	<b>72.0 %</b>
378347	MAK-PUK-KULA ULU PARKS		350,000			350,000	100.0 %
<b>97047</b>	<b>* MAK-PUK-KUL-ULU PARK SYSTEM</b>	<b>0</b>	<b>350,000</b>	<b>0</b>	<b>0</b>	<b>350,000</b>	<b>100.0 %</b>
378350	UPCOUNTRY SKATE PARK		100,000			100,000	100.0 %
<b>97048</b>	<b>* UPCOUNTRY SKATE PARK</b>	<b>0</b>	<b>100,000</b>	<b>0</b>	<b>0</b>	<b>100,000</b>	<b>100.0 %</b>
378249	WAIAKOA GYM IMPRVMNTS		34,352		34,352		0.0 %
<b>97049</b>	<b>* WAIAKOA GYM IMPROVEMENTS</b>	<b>0</b>	<b>34,352</b>	<b>0</b>	<b>34,352</b>	<b>0</b>	<b>0.0 %</b>
<b>904</b>	<b>** Parks and Recreation</b>	<b>530,804</b>	<b>484,352</b>	<b>28,266</b>	<b>256,588</b>	<b>730,301</b>	<b>71.9 %</b>
541160	KAMAOLE TANK REPLACE-DESIGN	6,854		2,992	3,862		0.0 %



**County of Maui**  
**Statement of Appropriations and Expenditures**  
**Capital Improvement Program by District**  
**Fiscal Year Ending 6/30/2016 - as of 9/30/2016**

03	Makawao-Pukalani-Kula	Prior Year Encumbrance / Carryover	Amended Budget / Lapses	Year to Date Expended	Current Encumbrance 09/30/2016	Balance Available	% of Budget Available
Index	* Activity ** Program *** District						
541170	PHASE 10 PUMP UPGRADES-DESIGN	51,323			51,323		0.0 %
<b>91058</b>	<b>* Mak/Puk/Kula distrbtn sys impr</b>	<b>58,177</b>	<b>0</b>	<b>2,992</b>	<b>55,185</b>	<b>0</b>	<b>0.0 %</b>
502020	KAMAOLE TANK REPLACEMENT	115,573		115,573			0.0 %
<b>92088</b>	<b>* KAMAOLE TANK REPLACEMENT</b>	<b>115,573</b>	<b>0</b>	<b>115,573</b>	<b>0</b>	<b>0</b>	<b>0.0 %</b>
534120	KULA 200 #1 TANK REPLACEMENT	16,069		16,069			0.0 %
<b>94083</b>	<b>* KULA 200 #1 TANK REPLACEMENT</b>	<b>16,069</b>	<b>0</b>	<b>16,069</b>	<b>0</b>	<b>0</b>	<b>0.0 %</b>
524750	MAK-PUK-KULA DIST SYST IMPRV	40,658		3,179	37,479		0.0 %
<b>94090</b>	<b>* MAK-PUKA-KULA DIST SYSTEM IMP</b>	<b>40,658</b>	<b>0</b>	<b>3,179</b>	<b>37,479</b>	<b>0</b>	<b>0.0 %</b>
526010	UPCOUNTRY FIRE PROTECTION	1,410,797		4,822	816,047	589,928	41.8 %
<b>96075</b>	<b>* UPCOUNTRY FIRE PROTECTION</b>	<b>1,410,797</b>	<b>0</b>	<b>4,822</b>	<b>816,047</b>	<b>589,928</b>	<b>41.8 %</b>
526020	SOURCE, TRANSMISSION&STORAGE	2,419,714		22,107	158,880	2,238,727	92.5 %
<b>96076</b>	<b>* SOURCE, TRANSMISSION&amp;STORAGE</b>	<b>2,419,714</b>	<b>0</b>	<b>22,107</b>	<b>158,880</b>	<b>2,238,727</b>	<b>92.5 %</b>
537010	POOKELA WELL#2 EXPLORATORY		2,500,000			2,500,000	100.0 %
<b>97112</b>	<b>* POOKELA WELL #2 EXPLORATORY</b>	<b>0</b>	<b>2,500,000</b>	<b>0</b>	<b>0</b>	<b>2,500,000</b>	<b>100.0 %</b>
547020	UPCOUNTRY RELIABLE CAPACITY		2,200,000			2,200,000	100.0 %
<b>97113</b>	<b>* UPCOUNTRY RELIABLE CAPACITY</b>	<b>0</b>	<b>2,200,000</b>	<b>0</b>	<b>0</b>	<b>2,200,000</b>	<b>100.0 %</b>
<b>905</b>	<b>** WATER SUPPLY</b>	<b>4,060,988</b>	<b>4,700,000</b>	<b>164,742</b>	<b>1,067,591</b>	<b>7,528,655</b>	<b>85.9 %</b>
327503	HALIIMAILE RD IMPROVEMENTS	862,048				862,048	100.0 %
327504	MAKANI RD RESURFACING/HALEAKAL	875,947				875,947	100.0 %
327508	PUKALANI STREET PAVEMENT	22,934				22,934	100.0 %
<b>92099</b>	<b>* State/Fed/Private FY2002/2012</b>	<b>1,760,929</b>	<b>0</b>	<b>0</b>	<b>0</b>	<b>1,760,929</b>	<b>100.0 %</b>
331140	OLD HALEAKALA HWY SIDEWALK	998,000			998,000		0.0 %
337503	HALIIMAILE RD IMPRVMNT PHASE2	15,123				15,123	100.0 %

**County of Maui**  
**Statement of Appropriations and Expenditures**  
**Capital Improvement Program by District**  
**Fiscal Year Ending 6/30/2016 - as of 9/30/2016**

03	Makawao-Pukalani-Kula	Prior Year	Amended	Year	Current	Balance	% of
Index	Activity ** Program *** District	Encumbrance	Budget /	to Date	Encumbrance	Available	Budget
Activity ** Program *** District	Activity ** Program *** District	/ Carryover	Lapses	Expended	09/30/2016	Available	Available
<b>93099</b>	<b>* State/Fed/Private FY2003/2013</b>	<b>1,013,123</b>	<b>0</b>	<b>0</b>	<b>998,000</b>	<b>15,123</b>	<b>1.5 %</b>
345274	HALEAKALA HWY INTERSECT IMPR	24,461			24,461		0.0 %
<b>94040</b>	<b>* HALEAKALA HWY INTERSEC/MAKAWAO</b>	<b>24,461</b>	<b>0</b>	<b>0</b>	<b>24,461</b>	<b>0</b>	<b>0.0 %</b>
345403	BALDWIN AVE RESURFACING	261,477			261,477	1	0.0 %
345410	HALEAKALA HWY INTERSEC IMPR	1,250,000			525,209	724,791	58.0 %
<b>94099</b>	<b>* State/Fed/Private FY94/04/2014</b>	<b>1,511,477</b>	<b>0</b>	<b>0</b>	<b>786,686</b>	<b>724,792</b>	<b>48.0 %</b>
356223	KOKOMO RD PAVEMENT RECON	46,388			46,388		0.0 %
<b>95038</b>	<b>* KOKOMO RD PAVEMENT RECONSTRCTN</b>	<b>46,388</b>	<b>0</b>	<b>0</b>	<b>46,388</b>	<b>0</b>	<b>0.0 %</b>
356740	KOKOMO RD PAVEMENT RECON	401,298	(106,262)		401,298	(106,262)	(36)%
356780	OLD HALEAKALA HWY PVMNT REHAB	3,881,667		626,596	3,255,072		0.0 %
<b>95099</b>	<b>* State/Fed/PVT FY95-05-15</b>	<b>4,282,965</b>	<b>(106,262)</b>	<b>626,596</b>	<b>3,656,370</b>	<b>(106,262)</b>	<b>(2.5)%</b>
367010	MAK/MAKANI ROAD IMPROVEMENTS	312,404			312,404		0.0 %
<b>96000</b>	<b>* FY2006/1996 CIP Projects</b>	<b>312,404</b>	<b>0</b>	<b>0</b>	<b>312,404</b>	<b>0</b>	<b>0.0 %</b>
367118	HALEAKALA HWY INTER IMP	500,000			500,000		0.0 %
<b>96018</b>	<b>* HALEAKALA HWY @ MAKAWAO AVE</b>	<b>500,000</b>	<b>0</b>	<b>0</b>	<b>500,000</b>	<b>0</b>	<b>0.0 %</b>
367238	BALDWIN AVE RESURF PH2		3,827	2,838		989	25.8 %
<b>96038</b>	<b>* BALDWIN AVE RESURF PH2</b>	<b>0</b>	<b>3,827</b>	<b>2,838</b>	<b>0</b>	<b>989</b>	<b>25.8 %</b>
367239	KOKOMO RD/MAKAWAO PAVEMNT		1,040			1,040	100.0 %
<b>96039</b>	<b>* KOKOMO RD/MAKAWAO PAVEMNT PH2</b>	<b>0</b>	<b>1,040</b>	<b>0</b>	<b>0</b>	<b>1,040</b>	<b>100.0 %</b>
367153	HALEAKALA HWY INTERSEC	1,000,000				1,000,000	100.0 %
<b>96053</b>	<b>* HALEAKALA HWY INTER IMPRMNT</b>	<b>1,000,000</b>	<b>0</b>	<b>0</b>	<b>0</b>	<b>1,000,000</b>	<b>100.0 %</b>
367283	OLD HALEAKALA HWY RECONSTRUCTN	1,260,517	2,859	277,263	986,113		0.0 %

**County of Maui**  
**Statement of Appropriations and Expenditures**  
**Capital Improvement Program by District**  
**Fiscal Year Ending 6/30/2016 - as of 9/30/2016**

03	Makawao-Pukalani-Kula	Prior Year	Amended	Year	Current	Balance	% of
Index	Activity ** Program *** District	Encumbrance	Budget /	to Date	Encumbrance	Available	Budget
*	**	/	Lapses	Expended	09/30/2016	***	Available
96083	* OLD HALEAKALA HWY RECONSTRUCTN	1,260,517	2,859	277,263	986,113	0	0.0 %
378388	GUARDRAIL/SHOULDER IMPRV		300,000			300,000	100.0 %
97088	* GUARDRAIL/SHOULDER IMPR	0	300,000	0	0	300,000	100.0 %
378389	KOKOMO/MAK AVE PAVEMNT RECONST		2,400,000			2,400,000	100.0 %
97089	* KOKOMO/MAK AVE PAVEMNT RECON	0	2,400,000	0	0	2,400,000	100.0 %
907	** Roads	11,712,264	2,601,464	906,697	7,310,422	6,096,611	42.6 %
367167	MAKANI CLOSED LF REMEDIATIN	262,119		14,073	364	247,682	94.5 %
96067	* MAKANI CLOSED LDF REMEDIATION	262,119	0	14,073	364	247,682	94.5 %
908	** Solid Waste Facilities	262,119	0	14,073	364	247,682	94.5 %
District ***	Makawao-Pukalani-Kula	18,486,979	7,785,816	1,113,778	10,555,769	14,603,249	55.6 %

**County of Maui**  
**Statement of Appropriations and Expenditures**  
**Capital Improvement Program by District**  
**Fiscal Year Ending 6/30/2016 - as of 9/30/2016**

04	Wailuku-Kahului	Prior Year	Amended	Year	Current	Balance	% of
Index	Activity ** Program *** District	Encumbrance	Budget /	to Date	Encumbrance	Available	Budget
		/ Carryover	Lapses	Expended	09/30/2016		Available
371200	IAO STREAM IMPROVEMENTS	147,737			147,737		0.0 %
<b>97000</b>	<b>* FY1997/2007 CIP projects</b>	<b>147,737</b>	<b>0</b>	<b>0</b>	<b>147,737</b>	<b>0</b>	<b>0.0 %</b>
378396	C MAUI DRAINLINE REPAIRS		850,000	218,352	102,483	529,165	62.3 %
<b>97096</b>	<b>* CENTRAL MAUI DRAINLINE REPAIRS</b>	<b>0</b>	<b>850,000</b>	<b>218,352</b>	<b>102,483</b>	<b>529,165</b>	<b>62.3 %</b>
378397	TEST/INSPECT EXIST INJ WELLS		300,000			300,000	100.0 %
<b>97097</b>	<b>* TESTING/INSPECTN-EXIST W/K INJ</b>	<b>0</b>	<b>300,000</b>	<b>0</b>	<b>0</b>	<b>300,000</b>	<b>100.0 %</b>
378398	WAKEA/NIIHAU ST DRAINAGE IMPRV		450,000			450,000	100.0 %
<b>97098</b>	<b>* WAKEA/NIIHAU ST DRAINAGE IMPR</b>	<b>0</b>	<b>450,000</b>	<b>0</b>	<b>0</b>	<b>450,000</b>	<b>100.0 %</b>
<b>901</b>	<b>** Drainage</b>	<b>147,737</b>	<b>1,600,000</b>	<b>218,352</b>	<b>250,220</b>	<b>1,279,165</b>	<b>73.2 %</b>
345312	WAILUKU UNION CHCH/ADDL PARK	633			633		0.0 %
<b>94012</b>	<b>* WAILUKU UNION CHURCH/CO PARK'G</b>	<b>633</b>	<b>0</b>	<b>0</b>	<b>633</b>	<b>0</b>	<b>0.0 %</b>
<b>902</b>	<b>** Other Projects</b>	<b>633</b>	<b>0</b>	<b>0</b>	<b>633</b>	<b>0</b>	<b>0.0 %</b>
331243	REAL PROPERTY AT WAIKAPU	2,016			2,016		0.0 %
<b>93089</b>	<b>* REAL PROPERTY AT WAIKAPU</b>	<b>2,016</b>	<b>0</b>	<b>0</b>	<b>2,016</b>	<b>0</b>	<b>0.0 %</b>
345306	KALANA/MAUI PARK'G LOT RESURF	12,779			12,779		0.0 %
<b>94006</b>	<b>* KALANA O MAUI PRKG LOT RESURFG</b>	<b>12,779</b>	<b>0</b>	<b>0</b>	<b>12,779</b>	<b>0</b>	<b>0.0 %</b>
345308	AIR CONDITION CHILLER REPLCT	18,266			18,266		0.0 %
<b>94008</b>	<b>* AIR CONDITIONING CHILLER REPLC</b>	<b>18,266</b>	<b>0</b>	<b>0</b>	<b>18,266</b>	<b>0</b>	<b>0.0 %</b>
356409	MARKET ST PLAZA IMPROVEMENT	5,291		5,291			0.0 %
<b>95009</b>	<b>* MARKET ST PLAZA IMPROVEMENTS</b>	<b>5,291</b>	<b>0</b>	<b>5,291</b>	<b>0</b>	<b>0</b>	<b>0.0 %</b>
356293	COUNTY SERVICE CENTER	1,052,863			1,052,863		0.0 %
<b>95093</b>	<b>* COUNTY SERVICE CENTER</b>	<b>1,052,863</b>	<b>0</b>	<b>0</b>	<b>1,052,863</b>	<b>0</b>	<b>0.0 %</b>

**County of Maui**  
**Statement of Appropriations and Expenditures**  
**Capital Improvement Program by District**  
**Fiscal Year Ending 6/30/2016 - as of 9/30/2016**

04	Wailuku-Kahului	Prior Year Encumbrance / Carryover	Amended Budget / Lapses	Year to Date Expended	Current Encumbrance 09/30/2016	Balance Available	% of Budget Available
Index	* Activity ** Program *** District						
367104	WAILUKU REDEV'T MUNI PRKG LOT	7,460,304		12,360	4,120	7,443,824	99.8 %
<b>96004</b>	<b>* WAI REDEV MUNI PRK'G LOT EXP</b>	<b>7,460,304</b>	<b>0</b>	<b>12,360</b>	<b>4,120</b>	<b>7,443,824</b>	<b>99.8 %</b>
378366	WAI REDEVT MUNI PRKG LOT EXP		3,380,447			3,380,447	100.0 %
<b>97066</b>	<b>* WAI REDEV'T MUNI PARK'G LOT EX</b>	<b>0</b>	<b>3,380,447</b>	<b>0</b>	<b>0</b>	<b>3,380,447</b>	<b>100.0 %</b>
378399	KALANA O MAUI LEAK REPAIRS		500,000			500,000	100.0 %
<b>97092</b>	<b>* KALANA O MAUI BLDG LEAK REPRS</b>	<b>0</b>	<b>500,000</b>	<b>0</b>	<b>0</b>	<b>500,000</b>	<b>100.0 %</b>
<b>903</b>	<b>** Government Facilities</b>	<b>8,551,519</b>	<b>3,880,447</b>	<b>17,651</b>	<b>1,090,044</b>	<b>11,324,271</b>	<b>91.1 %</b>
345310	WAR MEMORIAL CIVIC COMPLEX	41,701			41,701		0.0 %
<b>94010</b>	<b>* WAR MEMORIAL CIVIC COMPLEX</b>	<b>41,701</b>	<b>0</b>	<b>0</b>	<b>41,701</b>	<b>0</b>	<b>0.0 %</b>
345311	WM COMPLEX PAVING IMPROVEMENTS	24,432			24,432		0.0 %
<b>94011</b>	<b>* WM COMPLEX PAVING IMPROVEMENTS</b>	<b>24,432</b>	<b>0</b>	<b>0</b>	<b>24,432</b>	<b>0</b>	<b>0.0 %</b>
345245	WAILUKU GYM IMPROVEMENTS	48,959		48,959			0.0 %
<b>94045</b>	<b>* WAILUKU GYM IMPROVEMENTS</b>	<b>48,959</b>	<b>0</b>	<b>48,959</b>	<b>0</b>	<b>0</b>	<b>0.0 %</b>
356410	KAHULUI PARKS SYSTEM	88,451		81,000	7,451		0.0 %
<b>95010</b>	<b>* KAHULUI PARKS SYSTEM</b>	<b>88,451</b>	<b>0</b>	<b>81,000</b>	<b>7,451</b>	<b>0</b>	<b>0.0 %</b>
356411	KANAHA BEACH PRK MSTR PLAN	108,004		13,893	94,111		0.0 %
<b>95011</b>	<b>* KANAHA BEACH PARK MASTER PLAN</b>	<b>108,004</b>	<b>0</b>	<b>13,893</b>	<b>94,111</b>	<b>0</b>	<b>0.0 %</b>
356412	WAILUKU GYM IMPROVEMENTS	51,428		41,949	9,479		0.0 %
<b>95012</b>	<b>* WAILUKU GYM IMPROVEMENTS</b>	<b>51,428</b>	<b>0</b>	<b>41,949</b>	<b>9,479</b>	<b>0</b>	<b>0.0 %</b>
356413	WAIL-WAIH-WAIK PARKS SYS	18,788			18,788		0.0 %
<b>95013</b>	<b>* WAILUKU-WAIHEE-WAIKAPU PARKS</b>	<b>18,788</b>	<b>0</b>	<b>0</b>	<b>18,788</b>	<b>0</b>	<b>0.0 %</b>
367105	CENTRAL MAUI PARKS SYSTEM	521,641		68,228	201,620	251,793	48.3 %

**County of Maui**  
**Statement of Appropriations and Expenditures**  
**Capital Improvement Program by District**  
**Fiscal Year Ending 6/30/2016 - as of 9/30/2016**

04	Wailuku-Kahului	Prior Year Encumbrance / Carryover	Amended Budget / Lapses	Year to Date Expended	Current Encumbrance 09/30/2016	Balance Available	% of Budget Available
Index	* Activity ** Program *** District						
96005	* CENTRL MAUI PARKS SYSTEM	521,641	0	68,228	201,620	251,793	48.3 %
367106	KEPANIWAI HERITAGE GARDENS	82,750		5,260	74,090	3,400	4.1 %
96006	* KEPANIWAI HERITAGE GARDENS	82,750	0	5,260	74,090	3,400	4.1 %
378355	CENTRAL MAUI PARKS SYSTEM		539,000			539,000	100.0 %
97055	* CENTRAL MAUI PARKS SYSTEM	0	539,000	0	0	539,000	100.0 %
904	** Parks and Recreation	986,154	539,000	259,289	471,672	794,193	52.1 %
501030	KAHULUI TANK II - CONSTRUCTION	1,750,000			1,750,000		0.0 %
91024	* Wai-kah distr system imprvmnts	1,750,000	0	0	1,750,000	0	0.0 %
523530	WAI-KAH DIST SYSTEM IMPROVEMTS	61,026			61,026		0.0 %
93086	* WAILUKU-KAHULUI DISTRIBUTION	61,026	0	0	61,026	0	0.0 %
536100	IAO WATER TREATMENT FAC REPLCM	21,500,000			20,733,525	766,475	3.6 %
96072	* IAO WTR TREATMENT FAC REPLCMNT	21,500,000	0	0	20,733,525	766,475	3.6 %
547030	CENTRAL MAUI RELIABLE CAPACITY		425,000			425,000	100.0 %
97114	* C MAUI RELIABLE CAPACITY	0	425,000	0	0	425,000	100.0 %
905	** WATER SUPPLY	23,311,026	425,000	0	22,544,551	1,191,475	5.0 %
317504	KAM/HINA AVE TRAFFIC SIGNAL	383,123				383,123	100.0 %
91099	* State/Fed/Private FY2001/2011	383,123	0	0	0	383,123	100.0 %
327030	LONO AVENUE IMPROVEMENTS	26,986			26,986		0.0 %
92018	* LONO AVENUE IMPROVEMENTS	26,986	0	0	26,986	0	0.0 %
327501	KAHEKILI HWAY PAVMENT/REHAB	881,599				881,599	100.0 %
327507	LONO AVE PAVEMENT REHABILITATI	132,502			120,280	12,222	9.2 %
92099	* State/Fed/Private FY2002/2012	1,014,101	0	0	120,280	893,821	88.1 %

**County of Maui**  
**Statement of Appropriations and Expenditures**  
**Capital Improvement Program by District**  
**Fiscal Year Ending 6/30/2016 - as of 9/30/2016**

04	Wailuku-Kahului	Prior Year	Amended	Year	Current	Balance	% of
Index	Activity ** Program *** District	Encumbrance	Budget /	to Date	Encumbrance	Available	Budget
*	**	/ Carryover	Lapses	Expended	09/30/2016	Available	Available
331122	KAM AVE/HINA PVTMNT REHAB	144,423			144,423		0.0 %
<b>93022</b>	<b>* KAMEHAMEHA/HINA PAVEMENT</b>	<b>144,423</b>	<b>0</b>	<b>0</b>	<b>144,423</b>	<b>0</b>	<b>0.0 %</b>
331124	WAKEA PVMNT KAAHUMANU/PUUNENE	66,229			66,229		0.0 %
<b>93024</b>	<b>* WAKEA/KAAHUMANU/PUUNENE PVMNT</b>	<b>66,229</b>	<b>0</b>	<b>0</b>	<b>66,229</b>	<b>0</b>	<b>0.0 %</b>
331125	KAMEHAMEHA AVE AT KANE ST	19,540			19,540		0.0 %
<b>93025</b>	<b>* KAMEHAMEHA AT KANE STREET</b>	<b>19,540</b>	<b>0</b>	<b>0</b>	<b>19,540</b>	<b>0</b>	<b>0.0 %</b>
337504	KAMEHAMEHA AVE PAVEMENT REHAB	1,522,324			577,690	944,634	62.1 %
337505	KAMEHAMEHA TRFC SIGNAL @ KANE	167,226			78,159	89,067	53.3 %
337515	WAKEA AVE PAVEMENT REHAB	1,060,906			246,775	814,132	76.7 %
<b>93099</b>	<b>* State/Fed/Private FY2003/2013</b>	<b>2,750,456</b>	<b>0</b>	<b>0</b>	<b>902,624</b>	<b>1,847,833</b>	<b>67.2 %</b>
345326	WAKEA/KAMEHAMEHA AVE TRAFFIC	35,379			35,379		0.0 %
<b>94026</b>	<b>* WAKEA/KAMEHAMEHA TRAFFIC SIGN</b>	<b>35,379</b>	<b>0</b>	<b>0</b>	<b>35,379</b>	<b>0</b>	<b>0.0 %</b>
345247	PAPA AVE PAVEMENT REHABILITATI	173,228			173,228		0.0 %
<b>94047</b>	<b>* PAPA AVE PAVEMENT REHAB/PUUNEN</b>	<b>173,228</b>	<b>0</b>	<b>0</b>	<b>173,228</b>	<b>0</b>	<b>0.0 %</b>
345248	WAIALE RD SHOULDER IMPROVEMENT	62,360			62,360		0.0 %
<b>94048</b>	<b>* WAIALE RD SHOULDER IMPROVEMENT</b>	<b>62,360</b>	<b>0</b>	<b>0</b>	<b>62,360</b>	<b>0</b>	<b>0.0 %</b>
345293	WAKEA AVE TRAFFIC SIGNALS	2,763			2,763		0.0 %
<b>94049</b>	<b>* WAKEA AVE TRAFFIC SIGNALS/HINA</b>	<b>2,763</b>	<b>0</b>	<b>0</b>	<b>2,763</b>	<b>0</b>	<b>0.0 %</b>
345250	WAKEA AVE/WELLS PAVEMENT REHAB	45,199			45,199		0.0 %
<b>94050</b>	<b>* WAKEA/WELLS ST PAVEMENT REHAB</b>	<b>45,199</b>	<b>0</b>	<b>0</b>	<b>45,199</b>	<b>0</b>	<b>0.0 %</b>
345401	WAKEA AVE/WELLS ST PAVEMENT RE	348,103			275,574	72,529	20.8 %
345402	WAKEA AVE at HINA TRAFFIC	59,853			29,319	30,534	51.0 %
347520	PAPA AVE PAVEMENT REHABILITATI	694,742			692,913	1,828	0.3 %

**County of Maui**  
**Statement of Appropriations and Expenditures**  
**Capital Improvement Program by District**  
**Fiscal Year Ending 6/30/2016 - as of 9/30/2016**

04	Wailuku-Kahului	Prior Year Encumbrance / Carryover	Amended Budget / Lapses	Year to Date Expended	Current Encumbrance 09/30/2016	Balance Available	% of Budget Available
Index	* Activity ** Program *** District						
94099	* State/Fed/Private FY94/04/2014	1,102,698	0	0	997,806	104,891	9.5 %
356225	HANSEN ROAD IMPROVEMENT	88,305		1,175	87,131		0.0 %
95042	* HANSEN ROAD IMPROVEMENTS	88,305	0	1,175	87,131	0	0.0 %
356244	KAHAKULOA STREAM BRIDGE	361,905		35,126	326,779		0.0 %
95044	* KAHAKULOA STREAM BRIDGE	361,905	0	35,126	326,779	0	0.0 %
356245	WAIALE ROAD EXTENSION	375,268		13,200	362,068		0.0 %
95045	* WAIALE ROAD EXTENSION	375,268	0	13,200	362,068	0	0.0 %
356246	WAIIEHU STREAM BRIDGE REPAIR	500,000			500,000		0.0 %
95046	* WAIIEHU STREAM BRIDGE REPAIR	500,000	0	0	500,000	0	0.0 %
356700	HANSEN RD PAVEMENT RECONS	229,065			89,096	139,969	61.1 %
356720	LONO AVE PAVEMENT REHAB PH2	187,270			187,270		0.0 %
95099	* State/Fed/PVT FY95-05-15	416,335	0	0	276,366	139,969	33.6 %
367119	KAMEHAMEHA AVE @ MAUI LANI	1,400,000		139	246,230	1,153,631	82.4 %
96019	* KAMEHAMEHA AVE @ MAUI LANI	1,400,000	0	139	246,230	1,153,631	82.4 %
367120	LOWER MAIN ST RESURFACING	150,000				150,000	100.0 %
96020	* LOWER MAIN ST RESURFACING	150,000	0	0	0	150,000	100.0 %
367129	CENTRAL MAUI BIKE/PEDESTRIAN	150,000			150,000		0.0 %
96029	* CENTRAL MAUI BIKE & PEDESTRIAN	150,000	0	0	150,000	0	0.0 %
367242	KUIKAHI DR PAVEMENT REHAB		434,475			434,475	100.0 %
96042	* KUIKAHI DRIVE PAVEMENT REHAB	0	434,475	0	0	434,475	100.0 %
378402	C MAUI SIGNAL UPGRADE		270,000			270,000	100.0 %
97102	* CENTRAL MAUI SIGNAL UPGRADES	0	270,000	0	0	270,000	100.0 %



**County of Maui**  
**Statement of Appropriations and Expenditures**  
**Capital Improvement Program by District**  
**Fiscal Year Ending 6/30/2016 - as of 9/30/2016**

04	Wailuku-Kahului	Prior Year	Amended	Year	Current	Balance	% of
Index	Activity ** Program *** District	Encumbrance	Budget /	to Date	Encumbrance	Available	Budget
		/ Carryover	Lapses	Expended	09/30/2016		Available
378403	KAMEHAMEHA AVE SW IMPRV		330,000	2,208		327,792	99.3 %
<b>97103</b>	<b>* KAMEHAMEHA AVE SIDEWALK IMPR</b>	<b>0</b>	<b>330,000</b>	<b>2,208</b>	<b>0</b>	<b>327,792</b>	<b>99.3 %</b>
378404	WAKEA/KAMEHA INTERSEC IMPRV		240,000			240,000	100.0 %
<b>97104</b>	<b>* WAKEA/KAMEHA AVE INTERSCTN IMP</b>	<b>0</b>	<b>240,000</b>	<b>0</b>	<b>0</b>	<b>240,000</b>	<b>100.0 %</b>
<b>907</b>	<b>** Roads</b>	<b>9,268,298</b>	<b>1,274,475</b>	<b>51,848</b>	<b>4,545,391</b>	<b>5,945,535</b>	<b>56.4 %</b>
356213	CENTRAL MAUI LF PH VI-A	40,672		32,775	7,897		0.0 %
<b>95047</b>	<b>* CENTRAL MAUI LANDFILL PH VI-A</b>	<b>40,672</b>	<b>0</b>	<b>32,775</b>	<b>7,897</b>	<b>0</b>	<b>0.0 %</b>
356478	C MAUI LANDFILL IMPRVMT	79,608	(475)	24,083	55,050		0.0 %
<b>95078</b>	<b>* CENTRAL MAUI LF IMPROVEMENTS</b>	<b>79,608</b>	<b>(475)</b>	<b>24,083</b>	<b>55,050</b>	<b>0</b>	<b>0.0 %</b>
367168	WAIKAPU CLOSED LF REMEDIATIN	223,080				223,080	100.0 %
<b>96068</b>	<b>* WAIKAPU CLOSED LF REMEDIATION</b>	<b>223,080</b>	<b>0</b>	<b>0</b>	<b>0</b>	<b>223,080</b>	<b>100.0 %</b>
378315	CML SYS CTRL/DATA ACQUISTN		80,000			80,000	100.0 %
<b>97015</b>	<b>* CML SYS CONTROL &amp; DATA ACQUI</b>	<b>0</b>	<b>80,000</b>	<b>0</b>	<b>0</b>	<b>80,000</b>	<b>100.0 %</b>
378316	LEACHATE COLL/RECOV/EDS UPGRD		80,000			80,000	100.0 %
<b>97016</b>	<b>* LEACHATE COLL/RECOVERY/ELEC DS</b>	<b>0</b>	<b>80,000</b>	<b>0</b>	<b>0</b>	<b>80,000</b>	<b>100.0 %</b>
<b>908</b>	<b>** Solid Waste Facilities</b>	<b>343,360</b>	<b>159,525</b>	<b>56,858</b>	<b>62,947</b>	<b>383,080</b>	<b>76.2 %</b>
329007	MALUHIA BEACH LOTS SWR SYSTEM	5,334			5,334		0.0 %
<b>92044</b>	<b>* MALUHIA BEACH LOTS SWR SYSTM</b>	<b>5,334</b>	<b>0</b>	<b>0</b>	<b>5,334</b>	<b>0</b>	<b>0.0 %</b>
345369	HOO HUI ANA FM REPLACEMENT	613,470			613,470		0.0 %
<b>94069</b>	<b>* HOO HUI ANA FM REPLACEMENT</b>	<b>613,470</b>	<b>0</b>	<b>0</b>	<b>613,470</b>	<b>0</b>	<b>0.0 %</b>
345371	WAIIEHU WW PUMP STN MODIFICATIO	238,403		62,387	176,015		0.0 %
<b>94071</b>	<b>* WAIIEHU WW PUMP STN MODIFICATIO</b>	<b>238,403</b>	<b>0</b>	<b>62,387</b>	<b>176,015</b>	<b>0</b>	<b>0.0 %</b>

**County of Maui**  
**Statement of Appropriations and Expenditures**  
**Capital Improvement Program by District**  
**Fiscal Year Ending 6/30/2016 - as of 9/30/2016**

04	Wailuku-Kahului	Prior Year	Amended	Year	Current	Balance	% of
Index	Activity ** Program *** District	Encumbrance	Budget /	to Date	Encumbrance	Available	Budget
		/ Carryover	Lapses	Expended	09/30/2016		Available
356463	EPA CONSENT DECREE SEWER REHAB	115,739		22,395	93,344		0.0 %
<b>95063</b>	<b>* EPA CONSENT DECREE SEWER REHAB</b>	<b>115,739</b>	<b>0</b>	<b>22,395</b>	<b>93,344</b>	<b>0</b>	<b>0.0 %</b>
356481	WAIEHU WWPS FM REPLACEMENT	837,410			837,410		0.0 %
<b>95081</b>	<b>* WAIEHU WWPS FM REPLACEMENT</b>	<b>837,410</b>	<b>0</b>	<b>0</b>	<b>837,410</b>	<b>0</b>	<b>0.0 %</b>
367155	EPA CONSENT DECREE SEWER REHAB	655,788		14,954		640,834	97.7 %
<b>96055</b>	<b>* EPA CONSENT DECREE SEWER REHAB</b>	<b>655,788</b>	<b>0</b>	<b>14,954</b>	<b>0</b>	<b>640,834</b>	<b>97.7 %</b>
367171	HAWAIIAN HOMES FM REPLCMNT	2,240,000				2,240,000	100.0 %
<b>96071</b>	<b>* HAWAIIAN HOMES FM REPLACEMENT</b>	<b>2,240,000</b>	<b>0</b>	<b>0</b>	<b>0</b>	<b>2,240,000</b>	<b>100.0 %</b>
367179	WAI-KAH WW RECL FAC FM	1,361,514		1,113,993		247,521	18.2 %
<b>96079</b>	<b>* WAI-KAH WW RECL FAC FILTER MOD</b>	<b>1,361,514</b>	<b>0</b>	<b>1,113,993</b>	<b>0</b>	<b>247,521</b>	<b>18.2 %</b>
378317	EPA SEWER REHABILITATION		1,000,000			1,000,000	100.0 %
<b>97017</b>	<b>* EPA SEWER REHABILITATION</b>	<b>0</b>	<b>1,000,000</b>	<b>0</b>	<b>0</b>	<b>1,000,000</b>	<b>100.0 %</b>
378318	WAI-KAH WWRF SOLID BLDG RENO		1,000,000			1,000,000	100.0 %
<b>97018</b>	<b>* WAI-KAH WWRF SOLIDS BLDG RENO</b>	<b>0</b>	<b>1,000,000</b>	<b>0</b>	<b>0</b>	<b>1,000,000</b>	<b>100.0 %</b>
<b>909</b>	<b>** Wastewater Facilities</b>	<b>6,067,658</b>	<b>2,000,000</b>	<b>1,213,729</b>	<b>1,725,573</b>	<b>5,128,355</b>	<b>63.6 %</b>
<b>District ***</b>	<b>Wailuku-Kahului</b>	<b>48,676,385</b>	<b>9,878,447</b>	<b>1,817,727</b>	<b>30,691,031</b>	<b>26,046,074</b>	<b>44.5 %</b>

**County of Maui**  
**Statement of Appropriations and Expenditures**  
**Capital Improvement Program by District**  
**Fiscal Year Ending 6/30/2016 - as of 9/30/2016**

05	Kihei-Makena	Prior Year Encumbrance / Carryover	Amended Budget / Lapses	Year to Date Expended	Current Encumbrance 09/30/2016	Balance Available	% of Budget Available
Index	* Activity ** Program *** District						
331244	HAUOLI ST DRAINAGE IMPRVMNT	27,790			27,790		0.0 %
<b>93044</b>	<b>* HAUOLI ST DRAINAGE IMPROVEMNT</b>	<b>27,790</b>	<b>0</b>	<b>0</b>	<b>27,790</b>	<b>0</b>	<b>0.0 %</b>
357010	KIHEI DRAINAGE MASTER PLAN	2,556			2,556		0.0 %
<b>95000</b>	<b>* FY2005/1995 CIP projects</b>	<b>2,556</b>	<b>0</b>	<b>0</b>	<b>2,556</b>	<b>0</b>	<b>0.0 %</b>
391001	HAUOLI ST DRAINAGE IMPROVMNTS	45,265			45,265		0.0 %
<b>99028</b>	<b>* HAUOLI ST DRAINAGE IMPROVMNTS</b>	<b>45,265</b>	<b>0</b>	<b>0</b>	<b>45,265</b>	<b>0</b>	<b>0.0 %</b>
<b>901</b>	<b>** Drainage</b>	<b>75,611</b>	<b>0</b>	<b>0</b>	<b>75,611</b>	<b>0</b>	<b>0.0 %</b>
331253	KIHEI POLICE STATION	78,874			78,874		0.0 %
<b>93093</b>	<b>* KIHEI POLICE STATION</b>	<b>78,874</b>	<b>0</b>	<b>0</b>	<b>78,874</b>	<b>0</b>	<b>0.0 %</b>
345313	DMVL KIHEI SATELLITE OFF EXP	4,824			4,824		0.0 %
<b>94013</b>	<b>* DMVL KIHEI SATELLITE OFFICE EX</b>	<b>4,824</b>	<b>0</b>	<b>0</b>	<b>4,824</b>	<b>0</b>	<b>0.0 %</b>
<b>903</b>	<b>** Government Facilities</b>	<b>83,698</b>	<b>0</b>	<b>0</b>	<b>83,698</b>	<b>0</b>	<b>0.0 %</b>
356416	SOUTH MAUI PARKS SYSTEM	128,141		62,710	65,432		0.0 %
<b>95016</b>	<b>* SOUTH MAUI PARKS SYSTEM</b>	<b>128,141</b>	<b>0</b>	<b>62,710</b>	<b>65,432</b>	<b>0</b>	<b>0.0 %</b>
356227	SO MAUI COMMUNITY PARK	227,402		5,853	221,550		0.0 %
<b>95048</b>	<b>* SOUTH MAUI COMMUNITY PARK</b>	<b>227,402</b>	<b>0</b>	<b>5,853</b>	<b>221,550</b>	<b>0</b>	<b>0.0 %</b>
367107	SOUTH MAUI PARKS SYSTEM	175,762		25,408	113,280	37,074	21.1 %
<b>96007</b>	<b>* SOUTH MAUI PARKS SYSTEM</b>	<b>175,762</b>	<b>0</b>	<b>25,408</b>	<b>113,280</b>	<b>37,074</b>	<b>21.1 %</b>
367108	WAIPUILANI PARK IRRIGATION	720,650		19,600	71,550	629,500	87.4 %
<b>96008</b>	<b>* WAIPUILANI PARK IRRIGATION</b>	<b>720,650</b>	<b>0</b>	<b>19,600</b>	<b>71,550</b>	<b>629,500</b>	<b>87.4 %</b>
378340	SOUTH MAUI PARKS SYSTEM		597,000			597,000	100.0 %
<b>97040</b>	<b>* SOUTH MAUI PARKS SYSTEM</b>	<b>0</b>	<b>597,000</b>	<b>0</b>	<b>0</b>	<b>597,000</b>	<b>100.0 %</b>

**County of Maui**  
**Statement of Appropriations and Expenditures**  
**Capital Improvement Program by District**  
**Fiscal Year Ending 6/30/2016 - as of 9/30/2016**

<b>05</b>	<b>Kihei-Makena</b>	<b>Prior Year</b>	<b>Amended</b>	<b>Year</b>	<b>Current</b>	<b>Balance</b>	<b>% of</b>
	Index	<b>Encumbrance</b>	<b>Budget /</b>	<b>to Date</b>	<b>Encumbrance</b>	<b>Available</b>	<b>Budget</b>
	<b>* Activity ** Program *** District</b>	<b>/ Carryover</b>	<b>Lapses</b>	<b>Expended</b>	<b>09/30/2016</b>		<b>Available</b>
378341	WAIPUILANI PRK IRRIGATION		100,000			100,000	100.0 %
<b>97041</b>	<b>* WAIPUILANI PARK IRRIGATN SYS</b>	<b>0</b>	<b>100,000</b>	<b>0</b>	<b>0</b>	<b>100,000</b>	<b>100.0 %</b>
<b>904</b>	<b>** Parks and Recreation</b>	<b>1,251,955</b>	<b>697,000</b>	<b>113,571</b>	<b>471,812</b>	<b>1,363,574</b>	<b>70.0 %</b>
521540	BOOSTER PMP/MTR	24,822			24,822		0.0 %
<b>91065</b>	<b>* Kihei-Makena distrbtn sys impr</b>	<b>24,822</b>	<b>0</b>	<b>0</b>	<b>24,822</b>	<b>0</b>	<b>0.0 %</b>
533150	MAUI MEADOWS BOOST PUMP 18 IMP	123,716		123,716			0.0 %
<b>93079</b>	<b>* MAUI MEADOWS BOOSTER PUMP #8</b>	<b>123,716</b>	<b>0</b>	<b>123,716</b>	<b>0</b>	<b>0</b>	<b>0.0 %</b>
<b>905</b>	<b>** WATER SUPPLY</b>	<b>148,538</b>	<b>0</b>	<b>123,716</b>	<b>24,822</b>	<b>0</b>	<b>0.0 %</b>
317030	KULANIHAKOI BRIDGE REPLACEMNT	139,764		10,254	129,510		0.0 %
<b>91011</b>	<b>* Kulanihakoi bridge replcmnt</b>	<b>139,764</b>	<b>0</b>	<b>10,254</b>	<b>129,510</b>	<b>0</b>	<b>0.0 %</b>
331127	S KIHEI RD PAVEMENT REHAB	26,100			26,100		0.0 %
<b>93027</b>	<b>* SO KIHEI RD PVMNT REHAB</b>	<b>26,100</b>	<b>0</b>	<b>0</b>	<b>26,100</b>	<b>0</b>	<b>0.0 %</b>
345330	SO KIHEI SIDEWALK/BOAT RAMP/KI	43,812			43,812		0.0 %
<b>94030</b>	<b>* S KIHEI SIDEWK/BOAT RAMP/KILOH</b>	<b>43,812</b>	<b>0</b>	<b>0</b>	<b>43,812</b>	<b>0</b>	<b>0.0 %</b>
345331	NORTH SO COLLECTOR RD/NAMAUU	158,304			158,304		0.0 %
<b>94031</b>	<b>* NORTH SOUTH COLLECTOR ROAD</b>	<b>158,304</b>	<b>0</b>	<b>0</b>	<b>158,304</b>	<b>0</b>	<b>0.0 %</b>
345400	SO KIHEI RD PAVEMENT REHAB	144,866			144,866		0.0 %
347501	KIHEI BIKEWAY-PIILANI NORTH	397,131				397,131	100.0 %
<b>94099</b>	<b>* State/Fed/Private FY94/04/2014</b>	<b>541,997</b>	<b>0</b>	<b>0</b>	<b>144,866</b>	<b>397,131</b>	<b>73.3 %</b>
356215	WAILEA ALANUI/IKE DR PAVEMENT	172,653		2,886	169,766		0.0 %
<b>95049</b>	<b>* WAILEA ALANUI/IKE DR PVMNT IM</b>	<b>172,653</b>	<b>0</b>	<b>2,886</b>	<b>169,766</b>	<b>0</b>	<b>0.0 %</b>
356760	WAILEA ALANUI/IKE DR PAVEMENT	538,731			538,731		0.0 %

**County of Maui**  
**Statement of Appropriations and Expenditures**  
**Capital Improvement Program by District**  
**Fiscal Year Ending 6/30/2016 - as of 9/30/2016**

05	Kihei-Makena	Prior Year Encumbrance / Carryover	Amended Budget / Lapses	Year to Date Expended	Current Encumbrance 09/30/2016	Balance Available	% of Budget Available
Index	* Activity ** Program *** District						
95099	* State/Fed/PVT FY95-05-15	538,731	0	0	538,731	0	0.0 %
367121	S KIHEI RD IMPRV PH 4	66,462			5,050	61,412	92.4 %
96021	* S KIHEI RD IMPRV PHASE IV	66,462	0	0	5,050	61,412	92.4 %
367244	NORTH SO COLLECTOR RD		553,622			553,622	100.0 %
96044	* NORTH SOUTH COLLECTOR RD	0	553,622	0	0	553,622	100.0 %
367184	S MAUI REGIONAL TRAFFIC	340,000			339,168	832	0.2 %
96084	* S MAUI REGIONAL TRAFFIC MP	340,000	0	0	339,168	832	0.2 %
367577	NORTH SO COLLECTOR RD	246,378				246,378	100.0 %
367579	KIHEI BIKEWAY PHASE 2	45,803			45,803		0.0 %
369501	KIHEI BIKEWAY PHASE 2	440,350			440,350		0.0 %
369503	SO MAUI TRAFFIC MASTER PLAN	342,000			342,000		0.0 %
369505	KUIKAHI DR PAVEMENT REHAB	1,994,564				1,994,564	100.0 %
96099	* State/FED/PVT FY96 FY06 FY16	3,069,095	0	0	828,153	2,240,942	73.0 %
378284	PAVEMNT REHAB SM LOCATIONS		250	250			0.0 %
97084	* SM PAVEMNT REHAB VARIOUS LOC	0	250	250	0	0	0.0 %
378385	WAIPUILANI BIKE PATH		150,000			150,000	100.0 %
97085	* WAIPUILANI BIKE PATH	0	150,000	0	0	150,000	100.0 %
907	** Roads	5,096,918	703,872	13,390	2,383,460	3,403,939	58.7 %
345372	KIHEI FM #16 REPLACEMENT	198,071		18,993	179,079		0.0 %
94072	* KIHEI FM #16 REPLACEMENT	198,071	0	18,993	179,079	0	0.0 %
356464	LILLOA DR RECYCLED WATER	3,473		3,473			0.0 %
95064	* LILOA DR RECYCLED WATER LINE	3,473	0	3,473	0	0	0.0 %
356465	SO MAUI RECYCLED WATER	232,431		22,307	210,124		0.0 %

**County of Maui**  
**Statement of Appropriations and Expenditures**  
**Capital Improvement Program by District**  
**Fiscal Year Ending 6/30/2016 - as of 9/30/2016**

05	Kihei-Makena	Prior Year Encumbrance / Carryover	Amended Budget / Lapses	Year to Date Expended	Current Encumbrance 09/30/2016	Balance Available	% of Budget Available
Index	* Activity ** Program *** District						
95065	* SO MAUI RECYCLED WATER SYSTEM	232,431	0	22,307	210,124	0	0.0 %
356482	S MAUI RECYCLED WTR DIST SYS	18,626			18,626		0.0 %
95082	* SO MAUI RECYCLED WATER DISTRIB	18,626	0	0	18,626	0	0.0 %
367173	KIHEI #16 PS REHAB/FM REPLC	4,400,000				4,400,000	100.0 %
96073	* KIHEI #16 PS REHAB/FM REPLCMNT	4,400,000	0	0	0	4,400,000	100.0 %
378309	KENOLIO RD/KOKI SEWER REHAB		50,000			50,000	100.0 %
97009	* KENOLIO RD/KOKI PL SEWER REHAB	0	50,000	0	0	50,000	100.0 %
378310	KIHEI WWF RTU UPGRDS		1,500,000			1,500,000	100.0 %
97010	* KIHEI WWRF RTU UPGRADES	0	1,500,000	0	0	1,500,000	100.0 %
378311	N KIHEI MAUKA TRNSM SYS		200,000			200,000	100.0 %
97011	* N KIHEI MAUKA TRANSMISSION SYS	0	200,000	0	0	200,000	100.0 %
378312	KULANIHAKOI ST RECYCLE WTR LN		1,700,000			1,700,000	100.0 %
97012	* KULANIHAKOI SR RECYCLED WTR LN	0	1,700,000	0	0	1,700,000	100.0 %
909	** Wastewater Facilities	4,852,601	3,450,000	44,773	407,829	7,850,000	94.5 %
District ***	Kihei-Makena	11,509,321	4,850,872	295,450	3,447,232	12,617,513	77.1 %

**County of Maui**  
**Statement of Appropriations and Expenditures**  
**Capital Improvement Program by District**  
**Fiscal Year Ending 6/30/2016 - as of 9/30/2016**

06	West Maui	Prior Year Encumbrance / Carryover	Amended Budget / Lapses	Year to Date Expended	Current Encumbrance 09/30/2016	Balance Available	% of Budget Available
Index	* Activity ** Program *** District						
301200	LAHAINA WATERSHD FLOOD CONTRL	137,348			137,348		0.0 %
<b>90149</b>	<b>* Lahaina watershed flood contrl</b>	<b>137,348</b>	<b>0</b>	<b>0</b>	<b>137,348</b>	<b>0</b>	<b>0.0 %</b>
317506	LAHAINA WATERSHED PROJ DIVERSI	67,665			54,745	12,919	19.1 %
<b>91099</b>	<b>* State/Fed/Private FY2001/2011</b>	<b>67,665</b>	<b>0</b>	<b>0</b>	<b>54,745</b>	<b>12,919</b>	<b>19.1 %</b>
321213	LAHAINA WATERSHED FLOOD CTRL	221,311			221,311		0.0 %
<b>92033</b>	<b>* LAHAINA WATERSHED FLOOD CONTRL</b>	<b>221,311</b>	<b>0</b>	<b>0</b>	<b>221,311</b>	<b>0</b>	<b>0.0 %</b>
331247	LAHAINA WATERSHED FLD CONTROL	31,275			31,275		0.0 %
<b>93047</b>	<b>* LAHAINA WATERSHED FLD CONTROL</b>	<b>31,275</b>	<b>0</b>	<b>0</b>	<b>31,275</b>	<b>0</b>	<b>0.0 %</b>
337506	LAH WATERSHED PROJ DIV PH 3A	823,742			421,588	402,153	48.8 %
<b>93099</b>	<b>* State/Fed/Private FY2003/2013</b>	<b>823,742</b>	<b>0</b>	<b>0</b>	<b>421,588</b>	<b>402,153</b>	<b>48.8 %</b>
345276	LAHAINA WATERSHED FLOOD CTRL	56			56		0.0 %
<b>94054</b>	<b>* LAHAINA WATERSHED FLOOD CNTRL</b>	<b>56</b>	<b>0</b>	<b>0</b>	<b>56</b>	<b>0</b>	<b>0.0 %</b>
356216	LAHAINA WATERSHED FLD CTRL	216,315			216,315		0.0 %
<b>95050</b>	<b>* LAHAINA WATERSHED FLD CONTROL</b>	<b>216,315</b>	<b>0</b>	<b>0</b>	<b>216,315</b>	<b>0</b>	<b>0.0 %</b>
356229	NAPILI 4/5 CULVERT	90,370		2,279	88,091		0.0 %
<b>95052</b>	<b>* NAPILI 4/5 CULVERT/L HONO RD</b>	<b>90,370</b>	<b>0</b>	<b>2,279</b>	<b>88,091</b>	<b>0</b>	<b>0.0 %</b>
367245	LAHAINA WATERSHED FLD CTRL	15,000		15,000			0.0 %
<b>96045</b>	<b>* LAHAINA WATERSHED FLOOD CTRL</b>	<b>15,000</b>	<b>0</b>	<b>15,000</b>	<b>0</b>	<b>0</b>	<b>0.0 %</b>
<b>901</b>	<b>** Drainage</b>	<b>1,603,082</b>	<b>0</b>	<b>17,279</b>	<b>1,170,729</b>	<b>415,072</b>	<b>25.9 %</b>
345266	MOKUHINIA ECOSYSTEM/RESTORATN	132,411			132,411		0.0 %
<b>94107</b>	<b>* MOKUHINIA ECOSYSTEM/RESTORATN</b>	<b>132,411</b>	<b>0</b>	<b>0</b>	<b>132,411</b>	<b>0</b>	<b>0.0 %</b>
356462	WEST MAUI PARKS SYSTEM	357,760			357,760		0.0 %

**County of Maui**  
**Statement of Appropriations and Expenditures**  
**Capital Improvement Program by District**  
**Fiscal Year Ending 6/30/2016 - as of 9/30/2016**

06	West Maui	Prior Year Encumbrance / Carryover	Amended Budget / Lapses	Year to Date Expended	Current Encumbrance 09/30/2016	Balance Available	% of Budget Available
Index	* Activity ** Program *** District						
95062	* WEST MAUI PARKS SYSTEM	357,760	0	0	357,760	0	0.0 %
356560	MOKUHINIA ECOSYSTEM RESTO	3,000			3,000		0.0 %
95094	* MOKUHINIA ECOSYSTEM RESTO SYS	3,000	0	0	3,000	0	0.0 %
367109	WEST MAUI PARKS SYSTEM	225,000			225,000		0.0 %
96009	* WEST MAUI PARKS SYSTEM	225,000	0	0	225,000	0	0.0 %
367154	WEST MAUI PARKS SYSTEM	458,680		15,540	437,357	5,783	1.3 %
96054	* WEST MAUI PARKS SYSTEM	458,680	0	15,540	437,357	5,783	1.3 %
378363	WEST MAUI PARKS SYSTEM		85,000			85,000	100.0 %
378365	WEST MAUI PARKS SYSTEM		285,000			285,000	100.0 %
97063	* W MAUI PARKS SYSTEM	0	370,000	0	0	370,000	100.0 %
904	** Parks and Recreation	1,176,851	370,000	15,540	1,155,528	375,783	24.3 %
541210	WEST MAUI SOURCE DEVELOPMENTS	131,898			131,898		0.0 %
91060	* West Maui srce/trmnt plnt impr	131,898	0	0	131,898	0	0.0 %
542320	WEST MAUI SOURCE IMPROVEMENTS	43,937				43,937	100.0 %
92078	* WEST MAUI SOURCE IMPROVEMENTS	43,937	0	0	0	43,937	100.0 %
524850	WEST MAUI DIST SYSTEM IMPROVMT	163,785			163,785		0.0 %
94101	* WEST MAUI DIST SYSTEM IMPRVMT	163,785	0	0	163,785	0	0.0 %
545150	WEST MAUI RELIABLE CAPACITY	250,000			250,000		0.0 %
95085	* WEST MAUI RELIABLE CAPACITY	250,000	0	0	250,000	0	0.0 %
537020	MAHINAHINA WELL #1 DEVELOPMENT		10,000,000			10,000,000	100.0 %
97115	* MAHINAHINA WELL #1 DEV'T	0	10,000,000	0	0	10,000,000	100.0 %
905	** WATER SUPPLY	589,620	10,000,000	0	545,683	10,043,937	94.8 %



**County of Maui**  
**Statement of Appropriations and Expenditures**  
**Capital Improvement Program by District**  
**Fiscal Year Ending 6/30/2016 - as of 9/30/2016**

06	West Maui	Prior Year Encumbrance / Carryover	Amended Budget / Lapses	Year to Date Expended	Current Encumbrance 09/30/2016	Balance Available	% of Budget Available
Index	* Activity ** Program *** District						
307027	SHAW ST SIDEWALK/WAINEE ST	35,951			35,951		0.0 %
<b>90126</b>	<b>* Shaw st/Waivee st to Hpiilani</b>	<b>35,951</b>	<b>0</b>	<b>0</b>	<b>35,951</b>	<b>0</b>	<b>0.0 %</b>
356430	FRONT ST DECK&RAIL REPAIR	75,761			75,761		0.0 %
<b>95030</b>	<b>* FRONT ST DECK &amp; RAIL REPAIR</b>	<b>75,761</b>	<b>0</b>	<b>0</b>	<b>75,761</b>	<b>0</b>	<b>0.0 %</b>
356575	WM ROADWAY IMPRV MTV GRANT	715,000				715,000	100.0 %
<b>95099</b>	<b>* State/Fed/PVT FY95-05-15</b>	<b>715,000</b>	<b>0</b>	<b>0</b>	<b>0</b>	<b>715,000</b>	<b>100.0 %</b>
367575	WM ROADWAY IMPRV SVO GRANT	1,700,000				1,700,000	100.0 %
<b>96099</b>	<b>* State/FED/PVT FY96 FY06 FY16</b>	<b>1,700,000</b>	<b>0</b>	<b>0</b>	<b>0</b>	<b>1,700,000</b>	<b>100.0 %</b>
378406	WM GREENWAY PILOT PRJ		300,000			300,000	100.0 %
<b>97106</b>	<b>* WM GREENWAY PILOT PROJECT</b>	<b>0</b>	<b>300,000</b>	<b>0</b>	<b>0</b>	<b>300,000</b>	<b>100.0 %</b>
<b>907</b>	<b>** Roads</b>	<b>2,526,712</b>	<b>300,000</b>	<b>0</b>	<b>111,712</b>	<b>2,715,000</b>	<b>96.0 %</b>
367169	OLOWALU CLOSED LF REMEDIATIN	229,481		8,045	28,244	193,192	84.2 %
<b>96069</b>	<b>* OLOWALU CLSD LF REMEDIATION</b>	<b>229,481</b>	<b>0</b>	<b>8,045</b>	<b>28,244</b>	<b>193,192</b>	<b>84.2 %</b>
<b>908</b>	<b>** Solid Waste Facilities</b>	<b>229,481</b>	<b>0</b>	<b>8,045</b>	<b>28,244</b>	<b>193,192</b>	<b>84.2 %</b>
329015	LAHAINA FORCE MAIN#7 REPLCMNT	3,277			3,277		0.0 %
<b>92052</b>	<b>* LAHAINA FORCE MAIN#7 REPLACMNT</b>	<b>3,277</b>	<b>0</b>	<b>0</b>	<b>3,277</b>	<b>0</b>	<b>0.0 %</b>
331166	LAHAINA FORCE MAIN #4 REPLCMN	136,156			136,156		0.0 %
<b>93066</b>	<b>* LAHAINA FM #4 REPLACEMENT</b>	<b>136,156</b>	<b>0</b>	<b>0</b>	<b>136,156</b>	<b>0</b>	<b>0.0 %</b>
331168	LAHAINA WWRF ODOR CONTROL	123,478		4,816	118,662		0.0 %
<b>93068</b>	<b>* LAHAINA WWRF ODOR CONTROL</b>	<b>123,478</b>	<b>0</b>	<b>4,816</b>	<b>118,662</b>	<b>0</b>	<b>0.0 %</b>
331180	LAHAINA WW PUMP STATION #2	366,279		96,588	269,691		0.0 %
<b>93080</b>	<b>* LAHAINA WW PUMP STATION#2</b>	<b>366,279</b>	<b>0</b>	<b>96,588</b>	<b>269,691</b>	<b>0</b>	<b>0.0 %</b>

**County of Maui**  
**Statement of Appropriations and Expenditures**  
**Capital Improvement Program by District**  
**Fiscal Year Ending 6/30/2016 - as of 9/30/2016**

<b>06</b>	<b>West Maui</b>	<b>Prior Year</b>	<b>Amended</b>	<b>Year</b>	<b>Current</b>	<b>Balance</b>	<b>% of</b>
	<b>Index</b>	<b>Encumbrance</b>	<b>Budget /</b>	<b>to Date</b>	<b>Encumbrance</b>	<b>Available</b>	<b>Budget</b>
	<b>* Activity ** Program *** District</b>	<b>/ Carryover</b>	<b>Lapses</b>	<b>Expended</b>	<b>09/30/2016</b>		<b>Available</b>
331183	WEST MAUI RECYCLED WATER PROJ	163,298				163,298	100.0 %
<b>93091</b>	<b>* WEST MAUI RECYCLED WATER PROJ</b>	<b>163,298</b>	<b>0</b>	<b>0</b>	<b>0</b>	<b>163,298</b>	<b>100.0 %</b>
345374	KAANAPALI RESORT R-1 WATER DIS	668,640			668,640		0.0 %
<b>94074</b>	<b>* KAAANAPALI RESORT R-1 H2O DIST</b>	<b>668,640</b>	<b>0</b>	<b>0</b>	<b>668,640</b>	<b>0</b>	<b>0.0 %</b>
345377	W MAUI RECYC'D WATER SYS EXP	49,675			49,675		0.0 %
<b>94077</b>	<b>* WEST MAUI RECYCLED H2O SYS EXP</b>	<b>49,675</b>	<b>0</b>	<b>0</b>	<b>49,675</b>	<b>0</b>	<b>0.0 %</b>
356468	LAHAINA WWRF MODIFICATN	497,797			497,797		0.0 %
<b>95068</b>	<b>* LAHAINA WWRF MODIFICATIONS</b>	<b>497,797</b>	<b>0</b>	<b>0</b>	<b>497,797</b>	<b>0</b>	<b>0.0 %</b>
356469	LAHAINA WWRF ODOR CTRL	1,935,267			1,935,267		0.0 %
<b>95069</b>	<b>* LAHAINA WWRF ODOR CONTROL</b>	<b>1,935,267</b>	<b>0</b>	<b>0</b>	<b>1,935,267</b>	<b>0</b>	<b>0.0 %</b>
356470	NAPILI #5&6 FM REPLACEMENTS	231,248			231,248		0.0 %
<b>95070</b>	<b>* NAPILI NO. 5/6 FM REPLACEMENTS</b>	<b>231,248</b>	<b>0</b>	<b>0</b>	<b>231,248</b>	<b>0</b>	<b>0.0 %</b>
356471	NAPILI WWPS #1-6 MODIFC	313,036		13,152	299,883		0.0 %
<b>95071</b>	<b>* NAPILI WW PUMP STN1-6 MODIFCTN</b>	<b>313,036</b>	<b>0</b>	<b>13,152</b>	<b>299,883</b>	<b>0</b>	<b>0.0 %</b>
369201	LAHAINA WWRF MODFCTN STAGE 1A	149,581			149,581		0.0 %
<b>96000</b>	<b>* FY2006/1996 CIP Projects</b>	<b>149,581</b>	<b>0</b>	<b>0</b>	<b>149,581</b>	<b>0</b>	<b>0.0 %</b>
367156	EPA CONSENT DECREE SEWER REHAB	1,000,000		36,261	160,385	803,355	80.3 %
<b>96056</b>	<b>* W MAUI EPA CONSENT DCR SEWER</b>	<b>1,000,000</b>	<b>0</b>	<b>36,261</b>	<b>160,385</b>	<b>803,355</b>	<b>80.3 %</b>
367157	LAHAINA WWPS #3 MODI	1,600,000				1,600,000	100.0 %
<b>96057</b>	<b>* LAHAINA WWPS #3 MODIFICATIONS</b>	<b>1,600,000</b>	<b>0</b>	<b>0</b>	<b>0</b>	<b>1,600,000</b>	<b>100.0 %</b>
367158	NAPILI WWPS #5 MODI	120,000			120,000		0.0 %
<b>96058</b>	<b>* NAPILI WWPS #5 MODIFICATIONS</b>	<b>120,000</b>	<b>0</b>	<b>0</b>	<b>120,000</b>	<b>0</b>	<b>0.0 %</b>

**County of Maui**  
**Statement of Appropriations and Expenditures**  
**Capital Improvement Program by District**  
**Fiscal Year Ending 6/30/2016 - as of 9/30/2016**

06	West Maui	Prior Year Encumbrance / Carryover	Amended Budget / Lapses	Year to Date Expended	Current Encumbrance 09/30/2016	Balance Available	% of Budget Available
Index	* Activity ** Program *** District						
367159	NAPILI WWPS #6 MODI	120,000			120,000		0.0 %
<b>96059</b>	<b>* NAPILI WWPS #6 MODIFICATIONS</b>	<b>120,000</b>	<b>0</b>	<b>0</b>	<b>120,000</b>	<b>0</b>	<b>0.0 %</b>
367160	SHERATON WW LIFT MODI	80,000			80,000		0.0 %
<b>96060</b>	<b>* SHERATON WWLIFT STN MODIFICAT</b>	<b>80,000</b>	<b>0</b>	<b>0</b>	<b>80,000</b>	<b>0</b>	<b>0.0 %</b>
367161	W MAUI RECYCLED WTR SYS	1,360,000			692,566	667,434	49.1 %
<b>96061</b>	<b>* W MAUI RECYCLED WATER S EXP</b>	<b>1,360,000</b>	<b>0</b>	<b>0</b>	<b>692,566</b>	<b>667,434</b>	<b>49.1 %</b>
367174	LAHAINA WWRF MOD ST 1A	12,500,000				12,500,000	100.0 %
<b>96074</b>	<b>* LAHAINA WWRF MODI STAGE 1A</b>	<b>12,500,000</b>	<b>0</b>	<b>0</b>	<b>0</b>	<b>12,500,000</b>	<b>100.0 %</b>
378320	LAHAINA WWRF UPGRD PORTBL REUS		150,000			150,000	100.0 %
<b>97020</b>	<b>* LAH WWRF UPGRD/DIR POTABLE REU</b>	<b>0</b>	<b>150,000</b>	<b>0</b>	<b>0</b>	<b>150,000</b>	<b>100.0 %</b>
378321	NAPILI #3 FM REPLCMENT		200,000			200,000	100.0 %
<b>97021</b>	<b>* NAPILI NO.3 FM REPLACEMENT</b>	<b>0</b>	<b>200,000</b>	<b>0</b>	<b>0</b>	<b>200,000</b>	<b>100.0 %</b>
378322	NAPILI #4 FM REPLCMENT		200,000			200,000	100.0 %
<b>97022</b>	<b>* NAPILI NO.4 FM REPLCMNT</b>	<b>0</b>	<b>200,000</b>	<b>0</b>	<b>0</b>	<b>200,000</b>	<b>100.0 %</b>
378323	NAPILI #5 #6 FM REPLCMENT		3,200,000			3,200,000	100.0 %
<b>97023</b>	<b>* NAPILI NOS.5&amp;6 FM REPLCMNT</b>	<b>0</b>	<b>3,200,000</b>	<b>0</b>	<b>0</b>	<b>3,200,000</b>	<b>100.0 %</b>
378324	LAHAINA WWRF MODI STG 1A		12,500,000			12,500,000	100.0 %
<b>97024</b>	<b>* LAHAINA WWRF MODI, STAGE 1A</b>	<b>0</b>	<b>12,500,000</b>	<b>0</b>	<b>0</b>	<b>12,500,000</b>	<b>100.0 %</b>
378325	SHERATON WWPS MODIFICATIONS		1,000,000			1,000,000	100.0 %
<b>97025</b>	<b>* SHERATON WWPS MODIFICATIONS</b>	<b>0</b>	<b>1,000,000</b>	<b>0</b>	<b>0</b>	<b>1,000,000</b>	<b>100.0 %</b>
<b>909</b>	<b>** Wastewater Facilities</b>	<b>21,417,732</b>	<b>17,250,000</b>	<b>150,817</b>	<b>5,532,828</b>	<b>32,984,087</b>	<b>85.3 %</b>
<b>District *** West Maui</b>		<b>27,543,478</b>	<b>27,920,000</b>	<b>191,681</b>	<b>8,544,724</b>	<b>46,727,071</b>	<b>84.2 %</b>

**County of Maui**  
**Statement of Appropriations and Expenditures**  
**Capital Improvement Program by District**  
**Fiscal Year Ending 6/30/2016 - as of 9/30/2016**

07	Lanai	Prior Year Encumbrance / Carryover	Amended Budget / Lapses	Year to Date Expended	Current Encumbrance 09/30/2016	Balance Available	% of Budget Available
Index	* Activity ** Program *** District						
367110	LANAI FIRE STN IMPRVMNT	10,000				10,000	100.0 %
<b>96010</b>	<b>* LANAI FIRE STN IMPRVMNTS</b>	<b>10,000</b>	<b>0</b>	<b>0</b>	<b>0</b>	<b>10,000</b>	<b>100.0 %</b>
378329	LANAI FIRE STN IMPRVMNTS		10,000			10,000	100.0 %
<b>97029</b>	<b>* LANAI FIRE STN IMPROVEMENTS</b>	<b>0</b>	<b>10,000</b>	<b>0</b>	<b>0</b>	<b>10,000</b>	<b>100.0 %</b>
<b>903</b>	<b>** Government Facilities</b>	<b>10,000</b>	<b>10,000</b>	<b>0</b>	<b>0</b>	<b>20,000</b>	<b>100.0 %</b>
356417	LANAI PARKS SYSTEM	7,483		3,958	3,525		0.0 %
<b>95017</b>	<b>* LANAI PARKS SYSTEM</b>	<b>7,483</b>	<b>0</b>	<b>3,958</b>	<b>3,525</b>	<b>0</b>	<b>0.0 %</b>
367111	LANAI PARKS SYSTEM	119,731		363	57,700	61,669	51.5 %
<b>96011</b>	<b>* LANAI PARKS SYSTEM</b>	<b>119,731</b>	<b>0</b>	<b>363</b>	<b>57,700</b>	<b>61,669</b>	<b>51.5 %</b>
378345	LANAI PARKS SYSTEM		25,000			25,000	100.0 %
<b>97045</b>	<b>* LANAI PARKS SYSTEM</b>	<b>0</b>	<b>25,000</b>	<b>0</b>	<b>0</b>	<b>25,000</b>	<b>100.0 %</b>
<b>904</b>	<b>** Parks and Recreation</b>	<b>127,214</b>	<b>25,000</b>	<b>4,321</b>	<b>61,225</b>	<b>86,669</b>	<b>56.9 %</b>
<b>District ***</b>	<b>Lanai</b>	<b>137,214</b>	<b>35,000</b>	<b>4,321</b>	<b>61,225</b>	<b>106,669</b>	<b>61.9 %</b>

**County of Maui**  
**Statement of Appropriations and Expenditures**  
**Capital Improvement Program by District**  
**Fiscal Year Ending 6/30/2016 - as of 9/30/2016**

08	Molokai	Prior Year Encumbrance / Carryover	Amended Budget / Lapses	Year to Date Expended	Current Encumbrance 09/30/2016	Balance Available	% of Budget Available
Index	* Activity ** Program *** District						
367246	KAUNAKAKAI DRAINAGE SYS B	328,689		33,757	294,932		0.0 %
<b>96046</b>	<b>* KAUNAKAKAI DRAINAGE SYSTEM B</b>	<b>328,689</b>	<b>0</b>	<b>33,757</b>	<b>294,932</b>	<b>0</b>	<b>0.0 %</b>
<b>901</b>	<b>** Drainage</b>	<b>328,689</b>	<b>0</b>	<b>33,757</b>	<b>294,932</b>	<b>0</b>	<b>0.0 %</b>
356459	MOLOKAI BASEYARD DESIGN&C	162,541			162,541		0.0 %
<b>95059</b>	<b>* MOLOKAI BASEYARD</b>	<b>162,541</b>	<b>0</b>	<b>0</b>	<b>162,541</b>	<b>0</b>	<b>0.0 %</b>
378268	KAUNAKAKAI POLICE STN		884			884	100.0 %
<b>97068</b>	<b>* KAUNAKAKAI POLICE STATION</b>	<b>0</b>	<b>884</b>	<b>0</b>	<b>0</b>	<b>884</b>	<b>100.0 %</b>
378392	MOLOKAI BASEYARD		3,703,000			3,703,000	100.0 %
<b>97091</b>	<b>* MOLOKAI BASEYARD</b>	<b>0</b>	<b>3,703,000</b>	<b>0</b>	<b>0</b>	<b>3,703,000</b>	<b>100.0 %</b>
<b>903</b>	<b>** Government Facilities</b>	<b>162,541</b>	<b>3,703,884</b>	<b>0</b>	<b>162,541</b>	<b>3,703,884</b>	<b>95.8 %</b>
356418	MOLOKAI PARKS SYSTEM	18,064	(9,032)	9,032			0.0 %
<b>95018</b>	<b>* MOLOKAI PARKS SYSTEM</b>	<b>18,064</b>	<b>(9,032)</b>	<b>9,032</b>	<b>0</b>	<b>0</b>	<b>0.0 %</b>
367112	MOLOKAI PARKS SYSTEM	225,455		18,661	66,839	139,955	62.1 %
<b>96012</b>	<b>* MOLOKAI PARKS SYSTEM</b>	<b>225,455</b>	<b>0</b>	<b>18,661</b>	<b>66,839</b>	<b>139,955</b>	<b>62.1 %</b>
378351	MOLOKAI PARKS SYSTEM		320,000			320,000	100.0 %
<b>97051</b>	<b>* MOLOKAI PARKS SYSTEM</b>	<b>0</b>	<b>320,000</b>	<b>0</b>	<b>0</b>	<b>320,000</b>	<b>100.0 %</b>
<b>904</b>	<b>** Parks and Recreation</b>	<b>243,519</b>	<b>310,968</b>	<b>27,693</b>	<b>66,839</b>	<b>459,955</b>	<b>83.0 %</b>
524780	MOLOKAI DISTRIB SYST IMPRVMTS	1,685			1,685		0.0 %
<b>94093</b>	<b>* MOLOKAI DIST SYSTEM IMPROVEMEN</b>	<b>1,685</b>	<b>0</b>	<b>0</b>	<b>1,685</b>	<b>0</b>	<b>0.0 %</b>
524790	MOLOKAI SOURCE IMPROVEMENTS	275,190			275,190		0.0 %
<b>94094</b>	<b>* MOLOKAI SOURCE IMPROVEMENTS</b>	<b>275,190</b>	<b>0</b>	<b>0</b>	<b>275,190</b>	<b>0</b>	<b>0.0 %</b>

**County of Maui**  
**Statement of Appropriations and Expenditures**  
**Capital Improvement Program by District**  
**Fiscal Year Ending 6/30/2016 - as of 9/30/2016**

08	Molokai	Prior Year Encumbrance / Carryover	Amended Budget / Lapses	Year to Date Expended	Current Encumbrance 09/30/2016	Balance Available	% of Budget Available
Index	* Activity ** Program *** District						
905	** WATER SUPPLY	276,875	0	0	276,875	0	0.0 %
345278	MOLOKAI LDFILL CELL#4 CONSTRUC		67,232			67,232	100.0 %
94059	* MOLOKAI LANDFILL CELL#4 CONSTR	0	67,232	0	0	67,232	100.0 %
367170	KALAMAULA CLOSED LF REMEDIATIN	400,000			57,650	342,350	85.6 %
96070	* KALAMAULA CLSD LF REMEDIATION	400,000	0	0	57,650	342,350	85.6 %
378313	MOLOKAI LF-ENVTL ASSESSMNT		160,000			160,000	100.0 %
97013	* MOLIKAI LF-ENV'TAL ASSESSMNT	0	160,000	0	0	160,000	100.0 %
908	** Solid Waste Facilities	400,000	227,232	0	57,650	569,582	90.8 %
District ***	Molokai	<u>1,411,624</u>	<u>4,242,084</u>	<u>61,450</u>	<u>858,837</u>	<u>4,733,421</u>	<u>83.7 %</u>

**County of Maui**  
**Statement of Appropriations and Expenditures**  
**Capital Improvement Program by District**  
**Fiscal Year Ending 6/30/2016 - as of 9/30/2016**

09	Countywide	Prior Year	Amended	Year	Current	Balance	% of
Index	Activity ** Program *** District	Encumbrance	Budget /	to Date	Encumbrance	Available	Budget
		/ Carryover	Lapses	Expended	09/30/2016		Available
321203	CW DRAINAGE IMPROVEMENTS	566,257		5,816	560,441		0.0 %
<b>92037</b>	<b>* CW DRAINAGE IMPROVEMENTS</b>	<b>566,257</b>	<b>0</b>	<b>5,816</b>	<b>560,441</b>	<b>0</b>	<b>0.0 %</b>
331249	CW DRAINAGE IMPROVEMENTS	195,702			195,702		0.0 %
<b>93049</b>	<b>* CW DRAINAGE IMPROVEMENTS</b>	<b>195,702</b>	<b>0</b>	<b>0</b>	<b>195,702</b>	<b>0</b>	<b>0.0 %</b>
345319	CW DRAINAGE IMPROVEMENTS	154,222			154,222		0.0 %
345389	PAPA AVE DRAINAGE IMPROVEMENTS	36,385			36,385		0.0 %
<b>94019</b>	<b>* CW DRAINAGE IMPROVEMENTS</b>	<b>190,607</b>	<b>0</b>	<b>0</b>	<b>190,607</b>	<b>0</b>	<b>0.0 %</b>
356272	CW DRAINAGE-KAHEKILI HWY	52,787		32,697	20,090		0.0 %
356273	CW DRAINAGE-S KIHEI CULVERT	11,410			11,410		0.0 %
356283	CW DRAINAGE-MAKENA ALANUI	3,000			3,000		0.0 %
<b>95056</b>	<b>* CW DRAINAGE IMPROVEMENTS</b>	<b>67,197</b>	<b>0</b>	<b>32,697</b>	<b>34,500</b>	<b>0</b>	<b>0.0 %</b>
367248	CW DRAINAGE IMPROVEMENTS		93,338			93,338	100.0 %
368260	CW DRAINAGE HAIKU RD	85,059		25,995	59,064		0.0 %
368261	CW DRAINAGE NAPILI 4/5 CULVERT	243,000			243,000		0.0 %
368262	CW DRAINAGE WAIEHU STREAM	266,380			266,380		0.0 %
368263	CW DRAINAGE WAIPOLI	173,897		32,385	178,622	(37,110)	(21.3)%
368268	CW DRAINAGE KALEPA REPAIRS	219,577			219,577		0.0 %
368269	CW DRAINAGE MALUHIA BCH LOTS S	45,127				45,127	100.0 %
368270	CW DRAINAGE HIOLANI ST	11,430		8,572	2,857		0.0 %
368273	CW DRAINAGE WAIAKOA DRAINAGEWY			20,604	28,832	(49,436)	-
<b>96048</b>	<b>* CW DRAINAGE IMPROVEMENTS</b>	<b>1,044,470</b>	<b>93,338</b>	<b>87,556</b>	<b>998,332</b>	<b>51,919</b>	<b>4.6 %</b>
378369	CW DRAINAGE IMPROVEMENTS		1,000,000			1,000,000	100.0 %
379075	CW DRAINAGE HIOLANI ST				60,855	(60,855)	-
379077	CW DRAINAGE IAO STREAM			79,707	27,146	(106,853)	-
<b>97069</b>	<b>* CW DRAINAGE IMPROVEMENTS</b>	<b>0</b>	<b>1,000,000</b>	<b>79,707</b>	<b>88,001</b>	<b>832,292</b>	<b>83.2 %</b>

**County of Maui**  
**Statement of Appropriations and Expenditures**  
**Capital Improvement Program by District**  
**Fiscal Year Ending 6/30/2016 - as of 9/30/2016**

09	Countywide	Prior Year	Amended	Year	Current	Balance	% of
Index	Activity ** Program *** District	Encumbrance	Budget /	to Date	Encumbrance	Available	Budget
*	**	/ Carryover	Lapses	Expended	09/30/2016	Available	Available
<b>901</b>	<b>** Drainage</b>	<b>2,064,233</b>	<b>1,093,338</b>	<b>205,776</b>	<b>2,067,583</b>	<b>884,211</b>	<b>28.0 %</b>
331136	CW PW ADA IMPROVEMENTS	78,427			78,427		0.0 %
<b>93036</b>	<b>* CW PW ADA IMPROVEMENTS</b>	<b>78,427</b>	<b>0</b>	<b>0</b>	<b>78,427</b>	<b>0</b>	<b>0.0 %</b>
331251	PUBLIC SAFETY RADIO SYSTEM	9,468	(9,468)				-
<b>93051</b>	<b>* PUBLIC SAFETY RADIO SYSTEM</b>	<b>9,468</b>	<b>(9,468)</b>	<b>0</b>	<b>0</b>	<b>0</b>	<b>- -</b>
345291	BUS STOPS & SHELTERS	4,164			4,164		0.0 %
<b>94060</b>	<b>* BUS STOPS &amp; SHELTERS</b>	<b>4,164</b>	<b>0</b>	<b>0</b>	<b>4,164</b>	<b>0</b>	<b>0.0 %</b>
345290	PUBLIC SAFETY RADIO SYS REPLC	976,281		111,406	864,875		0.0 %
<b>94062</b>	<b>* PUBLIC SAFETY RADIO SYS REPLCT</b>	<b>976,281</b>	<b>0</b>	<b>111,406</b>	<b>864,875</b>	<b>0</b>	<b>0.0 %</b>
345363	PUBLIC SAFETY RADIO SYSTEM REP	22,900		22,900			0.0 %
<b>94063</b>	<b>* PUBLIC SAFETY RADIO SYS REPLAC</b>	<b>22,900</b>	<b>0</b>	<b>22,900</b>	<b>0</b>	<b>0</b>	<b>0.0 %</b>
356425	BUS STOPS AND SHELTERS	329,842	(39,290)	259,974	30,577		0.0 %
<b>95025</b>	<b>* BUS STOPS AND SHELTERS</b>	<b>329,842</b>	<b>(39,290)</b>	<b>259,974</b>	<b>30,577</b>	<b>0</b>	<b>0.0 %</b>
356460	PUBLIC SAFETY RADIO SYSTEM REP	293,770	(30,532)		263,238		0.0 %
<b>95060</b>	<b>* PUBLIC SAFETY RADIO SYS REPLAC</b>	<b>293,770</b>	<b>(30,532)</b>	<b>0</b>	<b>263,238</b>	<b>0</b>	<b>0.0 %</b>
367250	BUS STOPS & SHELTERS	99,540		16,544	82,996		0.0 %
<b>96050</b>	<b>* BUS STOPS AND SHELTERS</b>	<b>99,540</b>	<b>0</b>	<b>16,544</b>	<b>82,996</b>	<b>0</b>	<b>0.0 %</b>
367256	SW CW EQUIPMENT	2,035,664		1,760,346	275,318		0.0 %
367258	PUMPER TRUCK/PUKOO FIRE	696,457			696,457		0.0 %
<b>96051</b>	<b>* CW EQUIPMENT</b>	<b>2,732,121</b>	<b>0</b>	<b>1,760,346</b>	<b>971,775</b>	<b>0</b>	<b>0.0 %</b>
378371	BRIDGE INSPECTN & EVALUATION		80,000			80,000	100.0 %
<b>97071</b>	<b>* BRIDGE INSPECTN/EVALUATION</b>	<b>0</b>	<b>80,000</b>	<b>0</b>	<b>0</b>	<b>80,000</b>	<b>100.0 %</b>



**County of Maui**  
**Statement of Appropriations and Expenditures**  
**Capital Improvement Program by District**  
**Fiscal Year Ending 6/30/2016 - as of 9/30/2016**

09	Countywide	Prior Year	Amended	Year	Current	Balance	% of
Index	Activity ** Program *** District	Encumbrance	Budget /	to Date	Encumbrance	Available	Budget
*	**	/ Carryover	Lapses	Expended	09/30/2016	Available	Available
<b>902</b>	<b>** Other Projects</b>	<b>4,546,513</b>	<b>710</b>	<b>2,171,170</b>	<b>2,296,052</b>	<b>80,000</b>	<b>1.8 %</b>
303189	COUNTY BUILDING RENOVATION	46,706			46,706		0.0 %
<b>90113</b>	<b>* County bldg renovations</b>	<b>46,706</b>	<b>0</b>	<b>0</b>	<b>46,706</b>	<b>0</b>	<b>0.0 %</b>
303191	CW FIRE FACILITIES	1,750			1,750		0.0 %
<b>90115</b>	<b>* CW fire facilities</b>	<b>1,750</b>	<b>0</b>	<b>0</b>	<b>1,750</b>	<b>0</b>	<b>0.0 %</b>
313204	CW FACILITY BUILDING IMPRVMENTS	47,589			47,589		0.0 %
<b>91034</b>	<b>* CW facilty bldg improvements</b>	<b>47,589</b>	<b>0</b>	<b>0</b>	<b>47,589</b>	<b>0</b>	<b>0.0 %</b>
313205	CW FIRE FACILITIES	38,075			38,075		0.0 %
<b>91035</b>	<b>* CW fire facilities</b>	<b>38,075</b>	<b>0</b>	<b>0</b>	<b>38,075</b>	<b>0</b>	<b>0.0 %</b>
323021	CW FIRE FACILITIES	3,958			3,958		0.0 %
<b>92008</b>	<b>* CW FIRE FACILITIES</b>	<b>3,958</b>	<b>0</b>	<b>0</b>	<b>3,958</b>	<b>0</b>	<b>0.0 %</b>
331115	CW FACILITY BLDG IMPROVEMENTS	15,271			15,271		0.0 %
<b>93015</b>	<b>* CW FACILITY BLDG IMPROVEMENTS</b>	<b>15,271</b>	<b>0</b>	<b>0</b>	<b>15,271</b>	<b>0</b>	<b>0.0 %</b>
331117	CW POLICE FACILITIES	23,753			23,753		0.0 %
<b>93017</b>	<b>* CW POLICE FACILITIES</b>	<b>23,753</b>	<b>0</b>	<b>0</b>	<b>23,753</b>	<b>0</b>	<b>0.0 %</b>
345320	CW FACILITY BLDG IMPROVEMENTS	42,609		19,211	23,398		0.0 %
<b>94020</b>	<b>* CW FACILITY BLDG IMPROVEMENTS</b>	<b>42,609</b>	<b>0</b>	<b>19,211</b>	<b>23,398</b>	<b>0</b>	<b>0.0 %</b>
345321	CW FIRE FACILITIES	149,808			149,808		0.0 %
<b>94021</b>	<b>* CW FIRE FACILITIES</b>	<b>149,808</b>	<b>0</b>	<b>0</b>	<b>149,808</b>	<b>0</b>	<b>0.0 %</b>
345323	CW FUEL TANK REPLACEMENTS	211,210		211,210			0.0 %
<b>94023</b>	<b>* CW FUEL TANK REPLACEMENTS</b>	<b>211,210</b>	<b>0</b>	<b>211,210</b>	<b>0</b>	<b>0</b>	<b>0.0 %</b>
345264	KALANA O MAUI CAMPUS EXP DESIG	340,944			340,944		0.0 %

**County of Maui**  
**Statement of Appropriations and Expenditures**  
**Capital Improvement Program by District**  
**Fiscal Year Ending 6/30/2016 - as of 9/30/2016**

09	Countywide	Prior Year	Amended	Year	Current	Balance	% of
Index	Activity ** Program *** District	Encumbrance	Budget /	to Date	Encumbrance	Available	Budget
		/ Carryover	Lapses	Expended	09/30/2016		Available
<b>94102</b>	<b>* KALANA O MAUI CAMPUS EXP DESIG</b>	<b>340,944</b>	<b>0</b>	<b>0</b>	<b>340,944</b>	<b>0</b>	<b>0.0 %</b>
356451	CW FAC KALANA PAKUI CARPET	18,000			18,000		0.0 %
356544	CW FAC BLDG CRTHOUSE CHILLER	8,325			8,325		0.0 %
356558	CW FAC KALANA LEAK RPR	20,996			20,996		0.0 %
356583	CW FAC KALANA ELECTRICAL UPGRD	135,000		25,000	110,000		0.0 %
356599	CW FAC KAOHU ST PARK'G LOT	49,000			49,000		0.0 %
356606	CW FAC MUNI CAMPUS LSCAPE	8,100			8,100		0.0 %
356613	CW FAC KALANA O MAUI PRK LOT	5,700		775	4,925		0.0 %
<b>95021</b>	<b>* CW FACILITY BLDG IMPROVEMENTS</b>	<b>245,121</b>	<b>0</b>	<b>25,775</b>	<b>219,346</b>	<b>0</b>	<b>0.0 %</b>
356452	CW POLICE FAC-RECORDS&EVIDENCE	115,761		106,197	9,564		0.0 %
<b>95022</b>	<b>* CW POLICE FACILITIES</b>	<b>115,761</b>	<b>0</b>	<b>106,197</b>	<b>9,564</b>	<b>0</b>	<b>0.0 %</b>
367113	CW FIRE FACILITIES	236,547				236,547	100.0 %
368877	CW FIRE FAC FUEL TANK REPLCMNT				718	(718)	-
<b>96013</b>	<b>* CW FIRE FACILITIES</b>	<b>236,547</b>	<b>0</b>	<b>0</b>	<b>718</b>	<b>235,829</b>	<b>99.7 %</b>
367114	CW FUEL TANK FACILITIES	100,000				100,000	100.0 %
<b>96014</b>	<b>* CW FUEL TANK REPLACEMENTS</b>	<b>100,000</b>	<b>0</b>	<b>0</b>	<b>0</b>	<b>100,000</b>	<b>100.0 %</b>
367115	CW POLICE FACILITIES	150,000				150,000	100.0 %
368882	CW POLICE COTTAGE B				6,583	(6,583)	-
<b>96015</b>	<b>* CW POLICE FACILITIES</b>	<b>150,000</b>	<b>0</b>	<b>0</b>	<b>6,583</b>	<b>143,417</b>	<b>95.6 %</b>
367249	CW FACILITY BLDG IMPRV		14,068			14,068	100.0 %
368265	CW FAC BLDG IMPRV KAOHU	161,754			161,754		0.0 %
368267	CW FAC BLDG KALANA O MAUI	13,912	290		13,912	290	2.0 %
368271	CW FAC BLDG MUNICIPAL CAMPUS	47,427			47,427		0.0 %
368272	CW FAC REPLC OLD CO CRTHOUSE	6,307			6,307		0.0 %
368274	CW FAC IAO PLAZA			1,618		(1,618)	-

**County of Maui**  
**Statement of Appropriations and Expenditures**  
**Capital Improvement Program by District**  
**Fiscal Year Ending 6/30/2016 - as of 9/30/2016**

09	Countywide	Prior Year	Amended	Year	Current	Balance	% of
Index	Activity ** Program *** District	Encumbrance	Budget /	to Date	Encumbrance	Available	Budget
		/ Carryover	Lapses	Expended	09/30/2016		Available
<b>96049</b>	<b>* CW FACILITY BLDG IMPROVEMENTS</b>	<b>229,400</b>	<b>14,358</b>	<b>1,618</b>	<b>229,400</b>	<b>12,740</b>	<b>5.2 %</b>
378326	CW DMVL SATELLITE OFFICE		137,200			137,200	100.0 %
379079	CW DMVL SATELLITE KIHEI				11,579	(11,579)	-
379080	CW DMVL SATELLITE MOLOKAI				7,470	(7,470)	-
379081	CW DMVL SATELLITE HANA				5,700	(5,700)	-
<b>97026</b>	<b>* CW DMVL SATELLITE OFFICE UPGRD</b>	<b>0</b>	<b>137,200</b>	<b>0</b>	<b>24,749</b>	<b>112,451</b>	<b>82.0 %</b>
378367	CW POLICE FACILITIES		940,000			940,000	100.0 %
<b>97067</b>	<b>* CW POLICE FACILITIES</b>	<b>0</b>	<b>940,000</b>	<b>0</b>	<b>0</b>	<b>940,000</b>	<b>100.0 %</b>
378370	CW FACILITY BLDG IMPRV		350,000			350,000	100.0 %
<b>97070</b>	<b>* CW FAC BLDG IMPROVEMENTS</b>	<b>0</b>	<b>350,000</b>	<b>0</b>	<b>0</b>	<b>350,000</b>	<b>100.0 %</b>
393016	CW FIRE FACILITIES	29,513			29,513		0.0 %
<b>99015</b>	<b>* CW FIRE FACILITIES</b>	<b>29,513</b>	<b>0</b>	<b>0</b>	<b>29,513</b>	<b>0</b>	<b>0.0 %</b>
<b>903</b>	<b>** Government Facilities</b>	<b>2,028,015</b>	<b>1,441,558</b>	<b>364,011</b>	<b>1,211,125</b>	<b>1,894,437</b>	<b>54.6 %</b>
331120	LARGE CAP CESSPOOL CLOSURE	2,890			2,890		0.0 %
<b>93020</b>	<b>* LARGE CAPACITY CESSPOOL CLOSE</b>	<b>2,890</b>	<b>0</b>	<b>0</b>	<b>2,890</b>	<b>0</b>	<b>0.0 %</b>
356453	CW PARKS ADA ACCESSIBLE	880		880			0.0 %
356495	CW PARKS ADA GENERAL MISC	60,000			60,000		0.0 %
356602	CW PARKS ADA WAIIEHU GOLF COURS	14,140			14,140		0.0 %
356609	CW PARKS ADA SUN-YAT-SEN	9,700		1,800	7,900		0.0 %
<b>95023</b>	<b>* CW PARKS AM W/ DISABILITIES IM</b>	<b>84,720</b>	<b>0</b>	<b>2,680</b>	<b>82,040</b>	<b>0</b>	<b>0.0 %</b>
356502	CW PARK RESTROOM FAC MAINT	139,079			139,079		0.0 %
356540	CW PARK RR FAC-HOOKIPA	6,915			6,915		0.0 %
356545	CW PARK RR FAC-WAIALE	5,312			5,312		0.0 %
356546	CW PARK RR FAC-KEO SKATE	5,512			5,512		0.0 %
356547	CW PARK RR KEO SBALL FLD	5,600			5,600		0.0 %

**County of Maui**  
**Statement of Appropriations and Expenditures**  
**Capital Improvement Program by District**  
**Fiscal Year Ending 6/30/2016 - as of 9/30/2016**

09	Countywide	Prior Year	Amended	Year	Current	Balance	% of
Index	Activity ** Program *** District	Encumbrance	Budget /	to Date	Encumbrance	Available	Budget
*	**	/ Carryover	Lapses	Expended	09/30/2016	Available	Available
356548	CW PARK RR KULA BALL FLD	5,189			5,189		0.0 %
356549	CW PARK RR KULA COMM CTR	7,190			7,190		0.0 %
356551	CW PARK RR ETAM MH& FLD	8,420			8,420		0.0 %
356552	CW PARK RR HAIKU CC/ADA	3,227			3,227		0.0 %
356553	CW PARK RR TAVARES CCTR	5,498			5,498		0.0 %
356554	CW PARK RR KEOKEA PARK	5,436			5,436		0.0 %
356555	CW PARK RR DT FLEMMING	4,992			4,992		0.0 %
356556	CW PARK RR KEO PLAYGRND	5,550			5,550		0.0 %
356557	CW PARK RR PAIA CCTR	1,275			1,275		0.0 %
<b>95024</b>	<b>* CW PARK RR FACILITY IMPROVEMNT</b>	<b>209,195</b>	<b>0</b>	<b>0</b>	<b>209,195</b>	<b>0</b>	<b>0.0 %</b>
367116	CW PARKS ADA IMPROVEMENTS	170,222				170,222	100.0 %
368822	CW PARKS ADA WAIEHU GOLF	560			560		0.0 %
368856	CW PARKS ADA KAHULUI SCH	25,802		4,260	47,242	(25,700)	(99.6)%
368871	CW PARKS ADA KALAMA BB COURT			280		(280)	-
<b>96016</b>	<b>* CW PARKS ADA IMPROVEMENTS</b>	<b>196,584</b>	<b>0</b>	<b>4,540</b>	<b>47,802</b>	<b>144,242</b>	<b>73.4 %</b>
367252	LARGE CAPACITY CESSPOOL	99,664		56,024	43,640		0.0 %
<b>96052</b>	<b>* LARGE CAPACITY CESSPOOL CLOSUR</b>	<b>99,664</b>	<b>0</b>	<b>56,024</b>	<b>43,640</b>	<b>0</b>	<b>0.0 %</b>
378332	CW PARK PLAYGROUND IMPRV		770,000			770,000	100.0 %
378334	CW PARK WAILUKU HEIGHTS		30,000			30,000	100.0 %
378336	CW PARK PLAYGROUND IMPRV		115,000			115,000	100.0 %
<b>97032</b>	<b>* CW PARK PLAYGROUND IMPROVEMENT</b>	<b>0</b>	<b>915,000</b>	<b>0</b>	<b>0</b>	<b>915,000</b>	<b>100.0 %</b>
378333	CW ADA IMPROVMENTS		300,000			300,000	100.0 %
<b>97033</b>	<b>* CW ADA IMPROVEMENTS</b>	<b>0</b>	<b>300,000</b>	<b>0</b>	<b>0</b>	<b>300,000</b>	<b>100.0 %</b>
<b>904</b>	<b>** Parks and Recreation</b>	<b>593,053</b>	<b>1,215,000</b>	<b>63,244</b>	<b>385,567</b>	<b>1,359,242</b>	<b>75.2 %</b>
520770	C'WIDE TANK/FACILITY IMPROVEM.	5,900			5,900		0.0 %

**County of Maui**  
**Statement of Appropriations and Expenditures**  
**Capital Improvement Program by District**  
**Fiscal Year Ending 6/30/2016 - as of 9/30/2016**

09	Countywide							
	Index		Prior Year	Amended	Year	Current	Balance	% of
	* Activity ** Program *** District		Encumbrance	Budget /	to Date	Encumbrance	Available	Budget
			/ Carryover	Lapses	Expended	09/30/2016		Available
<b>90196</b>	<b>* CW facility improvements</b>		<b>5,900</b>	<b>0</b>	<b>0</b>	<b>5,900</b>	<b>0</b>	<b>0.0 %</b>
541260	COUNTYWIDE LAND APPRAISAL/ACQ		184,548				184,548	100.0 %
<b>91062</b>	<b>* CW facility imprvments</b>		<b>184,548</b>	<b>0</b>	<b>0</b>	<b>0</b>	<b>184,548</b>	<b>100.0 %</b>
521590	FACILITY IMPRVMTS		2,877			2,877		0.0 %
<b>91067</b>	<b>* CW facility improvements</b>		<b>2,877</b>	<b>0</b>	<b>0</b>	<b>2,877</b>	<b>0</b>	<b>0.0 %</b>
522900	C'WIDE PIPE/FACILITY IMPROVMTS		15,022			15,022		0.0 %
522930	C'WIDE LAND APPRAISL/ACQUISITN		12,988			12,988		0.0 %
<b>92087</b>	<b>* CW FACILITY IMPROVEMENTS</b>		<b>28,010</b>	<b>0</b>	<b>0</b>	<b>28,010</b>	<b>0</b>	<b>0.0 %</b>
543150	COUNTYWIDE SOURCE DEVELOP/ACQ		289,527			137,943	151,584	52.4 %
<b>93083</b>	<b>* CW SOURCE DEVT/ACQUISITION</b>		<b>289,527</b>	<b>0</b>	<b>0</b>	<b>137,943</b>	<b>151,584</b>	<b>52.4 %</b>
523540	COUNTYWIDE FACILITY IMPROVEMTS		583,113		173,793	409,321		0.0 %
<b>93087</b>	<b>* CW FACILITY IMPROVEMENTS</b>		<b>583,113</b>	<b>0</b>	<b>173,793</b>	<b>409,321</b>	<b>0</b>	<b>0.0 %</b>
524820	COUNTYWIDE FACILITY IMPROVMTS		729,523		138,559	590,964		0.0 %
524830	COUNTYWIDE PUMP IMPROVEMENTS		706,499			706,499		0.0 %
<b>94095</b>	<b>* CW FACILITY IMPROVEMENTS</b>		<b>1,436,022</b>	<b>0</b>	<b>138,559</b>	<b>1,297,463</b>	<b>0</b>	<b>0.0 %</b>
544120	CW Source Dev/Acquisition		80,704			80,704		0.0 %
<b>94096</b>	<b>* CW SOURCE DEV'T/ACQUISITION</b>		<b>80,704</b>	<b>0</b>	<b>0</b>	<b>80,704</b>	<b>0</b>	<b>0.0 %</b>
535050	WAILUKU HEIGHTS TANK 30 BOOSTE		7,669,297		910,800	6,758,497		0.0 %
<b>95084</b>	<b>* CW UPGRADES and REPLACEMENT</b>		<b>7,669,297</b>	<b>0</b>	<b>910,800</b>	<b>6,758,497</b>	<b>0</b>	<b>0.0 %</b>
545160	COUNTYWIDE RELIABLE CAPACITY		1,191,150		135,642	1,040,508	15,000	1.3 %
<b>95086</b>	<b>* CW RELIABLE CAPACITY</b>		<b>1,191,150</b>	<b>0</b>	<b>135,642</b>	<b>1,040,508</b>	<b>15,000</b>	<b>1.3 %</b>
545170	CTYWIDE UPGRADES & REPLCMTS		507,826		245,089	262,737		0.0 %

**County of Maui**  
**Statement of Appropriations and Expenditures**  
**Capital Improvement Program by District**  
**Fiscal Year Ending 6/30/2016 - as of 9/30/2016**

09	Countywide	Prior Year	Amended	Year	Current	Balance	% of
Index	Activity ** Program *** District	Encumbrance	Budget /	to Date	Encumbrance	Available	Budget
		/ Carryover	Lapses	Expended	09/30/2016		Available
<b>95087</b>	<b>* CW UPGRADES AND REPLACEMENT</b>	<b>507,826</b>	<b>0</b>	<b>245,089</b>	<b>262,737</b>	<b>0</b>	<b>0.0 %</b>
525010	COUNTYWIDE CONSERVATION	668,456		53,900	614,556		0.0 %
<b>95088</b>	<b>* CW CONSERVATION PROGRAM</b>	<b>668,456</b>	<b>0</b>	<b>53,900</b>	<b>614,556</b>	<b>0</b>	<b>0.0 %</b>
525020	CTYWIDE FACILITY IMPRVMTS	1,863,553		260,771	1,602,782		0.0 %
<b>95089</b>	<b>* CW FACILITY IMPROVEMENTS</b>	<b>1,863,553</b>	<b>0</b>	<b>260,771</b>	<b>1,602,782</b>	<b>0</b>	<b>0.0 %</b>
525040	CTYWIDE UPGRADES & REPLCMTS	599,897		557,811	41,618	467	0.1 %
<b>95090</b>	<b>* CW UPGRADES AND REPLACEMENT</b>	<b>599,897</b>	<b>0</b>	<b>557,811</b>	<b>41,618</b>	<b>467</b>	<b>0.1 %</b>
526030	CW CONSERVATION PROGRAM	964,616			265,000	699,616	72.5 %
<b>96077</b>	<b>* CW CONSERVATION PROGRAM</b>	<b>964,616</b>	<b>0</b>	<b>0</b>	<b>265,000</b>	<b>699,616</b>	<b>72.5 %</b>
526040	CW UPGRADES & REPLACEMENT	2,438,237			24,064	2,414,172	99.0 %
<b>96078</b>	<b>* CW UPGRADES &amp; REPLACEMENT</b>	<b>2,438,237</b>	<b>0</b>	<b>0</b>	<b>24,064</b>	<b>2,414,172</b>	<b>99.0 %</b>
537000	OMAOPIO TANK BOOSTER PUMP REPL		2,000,000			2,000,000	100.0 %
<b>97108</b>	<b>* OMAOPIO TANK BOOSTER PR</b>	<b>0</b>	<b>2,000,000</b>	<b>0</b>	<b>0</b>	<b>2,000,000</b>	<b>100.0 %</b>
527030	CTYWIDE UPGRADES & RPLCMNTS		550,000			550,000	100.0 %
547010	CTYWIDE UPGRADES AND REPLCMNTS		1,950,000			1,950,000	100.0 %
<b>97109</b>	<b>* CW UPGRADES &amp; REPLACEMENTS</b>	<b>0</b>	<b>2,500,000</b>	<b>0</b>	<b>0</b>	<b>2,500,000</b>	<b>100.0 %</b>
527010	WATERLINE SVC LATERALS RPLCMTS		1,000,000			1,000,000	100.0 %
<b>97110</b>	<b>* CW CONSERVATION PROGRAM</b>	<b>0</b>	<b>1,000,000</b>	<b>0</b>	<b>0</b>	<b>1,000,000</b>	<b>100.0 %</b>
527020	CTYWIDE FACILITY IMPRVMTS		2,150,000		53,840	2,096,160	97.5 %
<b>97111</b>	<b>* CW FACILITY IMPROVEMENTS</b>	<b>0</b>	<b>2,150,000</b>	<b>0</b>	<b>53,840</b>	<b>2,096,160</b>	<b>97.5 %</b>
<b>905</b>	<b>** WATER SUPPLY</b>	<b>18,513,733</b>	<b>7,650,000</b>	<b>2,476,365</b>	<b>12,625,820</b>	<b>11,061,547</b>	<b>42.3 %</b>
317016	CW BRIDGE REPAIR/MAINTENANCE	19,604		16,415	3,190		0.0 %

**County of Maui**  
**Statement of Appropriations and Expenditures**  
**Capital Improvement Program by District**  
**Fiscal Year Ending 6/30/2016 - as of 9/30/2016**

09	Countywide	Prior Year	Amended	Year	Current	Balance	% of
Index	Activity ** Program *** District	Encumbrance	Budget /	to Date	Encumbrance	Available	Budget
*	**	/	Lapses	Expended	09/30/2016	Available	Available
317020	BIKEWAY PROJECTS	146,568			146,568		0.0 %
<b>91000</b>	<b>* FY 2001 CIP projects</b>	<b>166,172</b>	<b>0</b>	<b>16,415</b>	<b>149,758</b>	<b>0</b>	<b>0.0 %</b>
327032	CW ROAD RESURFACING	490,851			490,851		0.0 %
<b>92021</b>	<b>* CW ROAD RESURFACING</b>	<b>490,851</b>	<b>0</b>	<b>0</b>	<b>490,851</b>	<b>0</b>	<b>0.0 %</b>
327033	CW SAFETY IMPROVEMENTS	1,805		1,676	128		0.0 %
<b>92022</b>	<b>* CW SAFETY IMPROVEMENTS</b>	<b>1,805</b>	<b>0</b>	<b>1,676</b>	<b>128</b>	<b>0</b>	<b>0.0 %</b>
337014	BIKEWAY PROGRAMS 2003	37,817			37,817		0.0 %
<b>93000</b>	<b>* FY 2003 &amp; 1993 CIP projects</b>	<b>37,817</b>	<b>0</b>	<b>0</b>	<b>37,817</b>	<b>0</b>	<b>0.0 %</b>
331131	CW ROAD RESURFACING	330,787			330,787		0.0 %
<b>93031</b>	<b>* CW ROAD RESURFACING</b>	<b>330,787</b>	<b>0</b>	<b>0</b>	<b>330,787</b>	<b>0</b>	<b>0.0 %</b>
331132	CW SAFETY IMPROVEMENTS	114,679			114,679		0.0 %
<b>93032</b>	<b>* CW SAFETY IMPROVEMENTS</b>	<b>114,679</b>	<b>0</b>	<b>0</b>	<b>114,679</b>	<b>0</b>	<b>0.0 %</b>
331133	CW SIDEWALK IMPROVEMENTS	53,020			53,020		0.0 %
<b>93033</b>	<b>* CW SIDEWALK IMPROVEMENTS</b>	<b>53,020</b>	<b>0</b>	<b>0</b>	<b>53,020</b>	<b>0</b>	<b>0.0 %</b>
331138	CW BIKEWAY IMPROVEMENTS	139,581			139,581		0.0 %
<b>93038</b>	<b>* CW BIKEWAY IMPROVEMENTS</b>	<b>139,581</b>	<b>0</b>	<b>0</b>	<b>139,581</b>	<b>0</b>	<b>0.0 %</b>
337507	KAMALII ELEM SCH SAFE ROUTES	81,175				81,175	100.0 %
337508	PRINCESS NAHIENAENA SAFE ROUTE	48,967				48,967	100.0 %
<b>93099</b>	<b>* State/Fed/Private FY2003/2013</b>	<b>130,142</b>	<b>0</b>	<b>0</b>	<b>0</b>	<b>130,142</b>	<b>100.0 %</b>
347020	CW BIKEWAY PROGRAMS	71,590			71,590		0.0 %
<b>94000</b>	<b>* FY2004 &amp; 1994 CIP Projects</b>	<b>71,590</b>	<b>0</b>	<b>0</b>	<b>71,590</b>	<b>0</b>	<b>0.0 %</b>
345332	CW BRIDGE IMPROVEMENTS	144,597			144,597		0.0 %

**County of Maui**  
**Statement of Appropriations and Expenditures**  
**Capital Improvement Program by District**  
**Fiscal Year Ending 6/30/2016 - as of 9/30/2016**

09	Countywide	Prior Year	Amended	Year	Current	Balance	% of
Index	Activity ** Program *** District	Encumbrance	Budget /	to Date	Encumbrance	Available	Budget
*	**	/ Carryover	Lapses	Expended	09/30/2016		Available
<b>94032</b>	<b>* CW BRIDGE IMPROVEMENTS</b>	<b>144,597</b>	<b>0</b>	<b>0</b>	<b>144,597</b>	<b>0</b>	<b>0.0 %</b>
345333	CW RD RESURFACING/PAVEMENT PR	815,699		8,750	806,949		0.0 %
<b>94033</b>	<b>* CW RD RESURFACING/PAVEMENT PRE</b>	<b>815,699</b>	<b>0</b>	<b>8,750</b>	<b>806,949</b>	<b>0</b>	<b>0.0 %</b>
345334	CW SAFETY IMPROVEMENTS	13,310			13,310		0.0 %
<b>94034</b>	<b>* CW SAFETY IMPROVEMENTS</b>	<b>13,310</b>	<b>0</b>	<b>0</b>	<b>13,310</b>	<b>0</b>	<b>0.0 %</b>
345335	CW SIDEWALK IMPROVEMENTS	44,862		3,770	41,092		0.0 %
<b>94035</b>	<b>* CW SIDEWALK IMPROVEMENTS</b>	<b>44,862</b>	<b>0</b>	<b>3,770</b>	<b>41,092</b>	<b>0</b>	<b>0.0 %</b>
345336	CW SPEED HUMP/SPEED TABLE PRG	84,260			84,260		0.0 %
<b>94036</b>	<b>* CW SPEED HUMP/SPEED TABLE PRG</b>	<b>84,260</b>	<b>0</b>	<b>0</b>	<b>84,260</b>	<b>0</b>	<b>0.0 %</b>
345337	CW BIKEWAY IMPROVEMENTS	68,030		15,924	52,106		0.0 %
<b>94037</b>	<b>* CW BIKEWAY IMPROVEMENTS</b>	<b>68,030</b>	<b>0</b>	<b>15,924</b>	<b>52,106</b>	<b>0</b>	<b>0.0 %</b>
356449	CW BRIDGE KAHOLOPO'O	51,482			51,482		0.0 %
356485	CW BRIDGE IMPR-MISC	76,400		36,300	40,100		0.0 %
356590	CW BRIDGE IMPR WAIOPAI	40,554		10,000	30,554		0.0 %
<b>95031</b>	<b>* CW BRIDGE IMPROVEMENTS</b>	<b>168,436</b>	<b>0</b>	<b>46,300</b>	<b>122,136</b>	<b>0</b>	<b>0.0 %</b>
356439	WAILUKU MUNI PARKING LOT	19,650			19,650		0.0 %
356503	CW RD RESURF-HALIIMAILE RD	14,958			14,958		0.0 %
356505	CW RD RES/PVMNT-HANSEN RD	3,476			3,476		0.0 %
356506	CW RD RES/PVMNT-KOKOMO RD	122,317			122,317		0.0 %
356507	CW RD RES/PVMNT-LONO REHAB	46,817			46,817		0.0 %
356522	CW RD RESURF-KUIKAHI DR	4,173		3,515	658		0.0 %
356525	CW RD RESURF-EAST MAUI	169,994			169,994		0.0 %
356526	CW RD RESURF-WEST MAUI	15,721			15,721		0.0 %
356529	CW RD RESURF-BALDWIN AVE	65,369			65,369		0.0 %
356569	CW RD RESURF-KALEPA EMERGENCY	189,076			189,076		0.0 %



**County of Maui**  
**Statement of Appropriations and Expenditures**  
**Capital Improvement Program by District**  
**Fiscal Year Ending 6/30/2016 - as of 9/30/2016**

09	Countywide	Prior Year	Amended	Year	Current	Balance	% of
Index	Activity ** Program *** District	Encumbrance	Budget /	to Date	Encumbrance	Available	Budget
*	**	/	Lapses	Expended	09/30/2016	0	Available
356570	CW RD RESURF-WELLS&WAKEA	23,695			23,695		0.0 %
356572	CW RD RESURF-KAUPAKALOA	25,350			25,350		0.0 %
356584	CW RD RESURF-UPCOUNTRY	527,280			527,280		0.0 %
356611	CW RD RESURF-WAI MUNI PARK'G	38,345			38,345		0.0 %
<b>95033</b>	<b>* CW RD RESURF &amp; PAVEMENT PRESV</b>	<b>1,266,221</b>	<b>0</b>	<b>3,515</b>	<b>1,262,706</b>	<b>0</b>	<b>0.0 %</b>
356500	CW SAFETY MAINT-MISC	115,022			115,022		0.0 %
356511	CW SAFETY MAINT-WAKEA/HINA	4,566			4,566		0.0 %
356607	CW SAFETY S KIHEI RD LIGHT	64,660			64,660		0.0 %
<b>95034</b>	<b>* CW SAFETY IMPROVEMENTS</b>	<b>184,248</b>	<b>0</b>	<b>0</b>	<b>184,248</b>	<b>0</b>	<b>0.0 %</b>
356438	CW SIDEWK IMPRV-KANANI RD	962			962		0.0 %
356440	CW SIDEWK IMPRV-S MARKET	2,980			2,980		0.0 %
356444	CW SIDEWK IMPRV-S KIHEI RD	4,375			4,375		0.0 %
356446	CW SIDEWK IMPRV-OLD HALEAKALA	14,031			14,031		0.0 %
356582	CW SIDEWK IMPRV-PAUWELA RD	50,885		12,429	38,456		0.0 %
356589	CW SIDEWK IMPRV-KAMEHAMEHA SDW	36,600		22,070	14,530		0.0 %
<b>95035</b>	<b>* CW SIDEWALK IMPROVEMENTS</b>	<b>109,833</b>	<b>0</b>	<b>34,499</b>	<b>75,334</b>	<b>0</b>	<b>0.0 %</b>
356612	CW SPEED HUMP/SPEED CATCH ALL	11,710			6,710	5,000	42.7 %
<b>95036</b>	<b>* CW SPEED HUMP/TABLE PROGRAM</b>	<b>11,710</b>	<b>0</b>	<b>0</b>	<b>6,710</b>	<b>5,000</b>	<b>42.7 %</b>
356442	CW BIKEWAY-KIHEI BIKEWY II	110,088			110,088		0.0 %
<b>95037</b>	<b>* CW BIKEWAY IMPROVEMENTS</b>	<b>110,088</b>	<b>0</b>	<b>0</b>	<b>110,088</b>	<b>0</b>	<b>0.0 %</b>
356710	BRIDGE INSPECTN NBIS(062)	71,310	53,567	71,310		53,567	42.9 %
356730	SAFE ROUTES TO SCH PRG	152,109		21,943		130,166	85.6 %
<b>95099</b>	<b>* State/Fed/PVT FY95-05-15</b>	<b>223,419</b>	<b>53,567</b>	<b>93,253</b>	<b>0</b>	<b>183,733</b>	<b>66.3 %</b>
367122	CW BRIDGE IMPROVEMENTS	307,751		(14)		307,765	100.0 %
368850	CW BRIDGE IMPV/LELEKEA #81	3,375		79	184,625	(181,329)	(5372.7)%
368851	CW BRIDGE IMPRV/KAHANA NUI	34,127			35,977	(1,850)	(5.4)%

**County of Maui**  
**Statement of Appropriations and Expenditures**  
**Capital Improvement Program by District**  
**Fiscal Year Ending 6/30/2016 - as of 9/30/2016**

09	Countywide	Prior Year	Amended	Year	Current	Balance	% of
Index	Activity ** Program *** District	Encumbrance	Budget /	to Date	Encumbrance	Available	Budget
		/ Carryover	Lapses	Expended	09/30/2016		Available
368855	CW BRIDGE ENGR'G CHARGES			289		(289)	-
368859	CW BRIDGE KAHAWAIOKAPIA			370		(370)	-
368873	CW BRIDGE IMPRV/KULANIHAKOI				17,360	(17,360)	-
368874	CW BRIDGE IMPRV/KALIALINUJ			521		(521)	-
368876	CW BRIDGE IMPRV CATCH ALL			1,000		(1,000)	-
<b>96022</b>	<b>* CW BRIDGE IMPROVEMENTS</b>	<b>345,253</b>	<b>0</b>	<b>2,245</b>	<b>237,962</b>	<b>105,046</b>	<b>30.4 %</b>
368802	CW PAVEMENT PRESV CATCH ALL	350,649		9,653	340,997		0.0 %
<b>96023</b>	<b>* CW PAVEMENT PRESERVATION</b>	<b>350,649</b>	<b>0</b>	<b>9,653</b>	<b>340,997</b>	<b>0</b>	<b>0.0 %</b>
367124	CW RD RESRF/PAVEMENT	3,373,296				3,373,296	100.0 %
368803	CW RD RESRF/PVMNT CATCH ALL	1,010,617		242,294	768,667	(344)	(0)%
368810	CW RD RESRF/PVMNT W MAUI			50		(50)	-
368811	CW RD RESRF/WAILUKU CAMPUS	3,710		3,710			0.0 %
368812	CW RD RESRF/MAKA/HALI AVE	20,246		14,673	5,573		0.0 %
368815	CW RD RESRF/S MAUI DISTRICT	841		188	841	(188)	(22.4)%
368820	CW RD RESRF/WAI-KAHULUI	3,124			3,124		0.0 %
368837	CW RD RESRF/LANAI DISTRICT			102	549,077	(549,180)	-
368840	CW RD RESRF/PIILANY HWY	162,397			162,397		0.0 %
368846	CW RD RESRF/HANSEN/HANA	11,050			11,050		0.0 %
368862	CW RD RESRF/HANSEN RD	151,544			151,544		0.0 %
368866	CW RD RESRF/PAPA AVE				12,583	(12,583)	-
368879	CW RD RESRF/LONO AVE, KAMEHAME				3,029	(3,029)	-
<b>96024</b>	<b>* CW RD RESURF &amp; PAVEMENT PRESER</b>	<b>4,736,825</b>	<b>0</b>	<b>261,017</b>	<b>1,667,885</b>	<b>2,807,922</b>	<b>59.3 %</b>
367125	CW SAFETY IMPROVEMENTS	220,363				220,363	100.0 %
367325	KAMEHAMEHA AVE ST LIGHT	10,000				10,000	100.0 %
368819	CW SAFETY GENERAL CATCH ALL	91,066		44,447	46,619		0.0 %
368834	CW SAFETY WAIALE RD EXT	5,595			5,595		0.0 %
368860	CW SAFETY MAK/HALEAKALA HWY	27,709		2,500	25,209		0.0 %
368870	CW SAFETY HALIIMAILE RDWY WIDE			36,780	8,120	(44,900)	-

**County of Maui**  
**Statement of Appropriations and Expenditures**  
**Capital Improvement Program by District**  
**Fiscal Year Ending 6/30/2016 - as of 9/30/2016**

09	Countywide	Prior Year	Amended	Year	Current	Balance	% of
Index	Activity ** Program *** District	Encumbrance	Budget /	to Date	Encumbrance	Available	Budget
		/ Carryover	Lapses	Expended	09/30/2016		Available
<b>96025</b>	<b>* CW SAFETY IMPROVEMENTS</b>	<b>354,733</b>	<b>0</b>	<b>83,727</b>	<b>85,543</b>	<b>185,463</b>	<b>52.3 %</b>
367126	CW SIDEWALK IMPROVEMENTS	236,641				236,641	100.0 %
368809	CW SIDEWALK IMPRV/S KIHEI RD	6,934			6,934		0.0 %
368827	CW SDWALK OLD HALEAKALA	36,049		4,820	19,829	11,400	31.6 %
368830	CW SIDEWALK KIHEI FIRE STN	2,830		1,405		1,426	50.4 %
368861	CW SIDEWALK PAUWELA RD	2,800		625	2,800	(625)	(22.3)%
<b>96026</b>	<b>* CW SIDEWALK IMPROVEMENTS</b>	<b>285,254</b>	<b>0</b>	<b>6,850</b>	<b>29,563</b>	<b>248,842</b>	<b>87.2 %</b>
367127	CW TRAFFIC CALMING PRG	139,640				139,640	100.0 %
368880	CW TRAFFIC KAHULUI SPD HUMP				12,264	(12,264)	-
368881	CW TRAFFIC KIHEI SPD HUMP				41,821	(41,821)	-
<b>96027</b>	<b>* CW TRAFFIC CALMING PROGRAM</b>	<b>139,640</b>	<b>0</b>	<b>0</b>	<b>54,085</b>	<b>85,555</b>	<b>61.3 %</b>
367128	PAVEMENT JUSTIFICATION	117,688			108,853	8,834	7.5 %
<b>96028</b>	<b>* CW PAVEMENT JUSTIFICATION</b>	<b>117,688</b>	<b>0</b>	<b>0</b>	<b>108,853</b>	<b>8,834</b>	<b>7.5 %</b>
367131	CW BIKEWAY IMPROVEMENTS	77,479				77,479	100.0 %
368841	CW BIKEWAY LILOA DRIVE	16,500			16,500		0.0 %
368849	CW BIKEWAY KIHEI BW PH2	34,397		9,213	25,184		0.0 %
368872	CW BIKEWAY KIHEI GREENWAY				77,479	(77,479)	-
<b>96031</b>	<b>* CW BIKEWAY IMPROVEMENTS</b>	<b>128,376</b>	<b>0</b>	<b>9,213</b>	<b>119,163</b>	<b>0</b>	<b>0.0 %</b>
369510	SAFE ROUTES TO SCH PRG	185,911				185,911	100.0 %
369511	MOLOKAI ATHLETIC COMPLEX	400,000			399,980	20	0.0 %
<b>96099</b>	<b>* State/FED/PVT FY96 FY06 FY16</b>	<b>585,911</b>	<b>0</b>	<b>0</b>	<b>399,980</b>	<b>185,931</b>	<b>31.7 %</b>
377033	CW SAFETY IMPROVEMNTS	44,733			44,733		0.0 %
<b>97000</b>	<b>* FY1997/2007 CIP projects</b>	<b>44,733</b>	<b>0</b>	<b>0</b>	<b>44,733</b>	<b>0</b>	<b>0.0 %</b>
378272	CW BRIDGE IMPROVEMENTS		114,837			114,837	100.0 %
<b>97072</b>	<b>* CW BRIDGE IMPROVEMENT</b>	<b>0</b>	<b>114,837</b>	<b>0</b>	<b>0</b>	<b>114,837</b>	<b>100.0 %</b>

**County of Maui**  
**Statement of Appropriations and Expenditures**  
**Capital Improvement Program by District**  
**Fiscal Year Ending 6/30/2016 - as of 9/30/2016**

09	Countywide	Prior Year	Amended	Year	Current	Balance	% of
Index	Activity ** Program *** District	Encumbrance	Budget /	to Date	Encumbrance	Available	Budget
		/ Carryover	Lapses	Expended	09/30/2016		Available
378373	CW PAVEMENT PRESERVATION		500,000			500,000	100.0 %
<b>97073</b>	<b>* CW PAVEMENT PRESERVATION</b>	<b>0</b>	<b>500,000</b>	<b>0</b>	<b>0</b>	<b>500,000</b>	<b>100.0 %</b>
378374	CW RD RESRF/PAVEMENT		5,634,267			5,634,267	100.0 %
<b>97074</b>	<b>* CW RD RESUF/PAVEMNT PRESERV</b>	<b>0</b>	<b>5,634,267</b>	<b>0</b>	<b>0</b>	<b>5,634,267</b>	<b>100.0 %</b>
378375	CW SAFETY IMPROVEMENTS		600,000			600,000	100.0 %
379076	CW SAFETY KIHEI ST LIGHTS			4,385		(4,385)	-
<b>97075</b>	<b>* CW SAFETY IMPROVEMENTS</b>	<b>0</b>	<b>600,000</b>	<b>4,385</b>	<b>0</b>	<b>595,615</b>	<b>99.3 %</b>
378376	CW SIDEWALK IMPROVEMENTS		500,000			500,000	100.0 %
<b>97076</b>	<b>* CW SIDEWALK IMPROVEMENTS</b>	<b>0</b>	<b>500,000</b>	<b>0</b>	<b>0</b>	<b>500,000</b>	<b>100.0 %</b>
378377	CW TRAFFIC CALMING PRG		200,000			200,000	100.0 %
<b>97077</b>	<b>* CW TRAFFIC CALMING PROGRAM</b>	<b>0</b>	<b>200,000</b>	<b>0</b>	<b>0</b>	<b>200,000</b>	<b>100.0 %</b>
387030	CW SAFETY IMPROVEMENTS	89,068			89,068		0.0 %
<b>98062</b>	<b>* CW safety improvements</b>	<b>89,068</b>	<b>0</b>	<b>0</b>	<b>89,068</b>	<b>0</b>	<b>0.0 %</b>
<b>907</b>	<b>** Roads</b>	<b>11,959,287</b>	<b>7,602,671</b>	<b>601,192</b>	<b>7,469,579</b>	<b>11,491,187</b>	<b>58.7 %</b>
356479	SATELLITE TRFR STN PRELIM	15,000			15,000		0.0 %
<b>95079</b>	<b>* SATELLITE TRANSFER STN PRELIM</b>	<b>15,000</b>	<b>0</b>	<b>0</b>	<b>15,000</b>	<b>0</b>	<b>0.0 %</b>
378301	CW LF PV/WIND TURBINE LIGHT		195,000			195,000	100.0 %
<b>97001</b>	<b>* CW LANDFILL PV/WIND TURBINE</b>	<b>0</b>	<b>195,000</b>	<b>0</b>	<b>0</b>	<b>195,000</b>	<b>100.0 %</b>
378302	ENV'TAL COMP SYS DSGN/CTNS		250,000			250,000	100.0 %
<b>97002</b>	<b>* ENV COMPLIANCE SYS DESGN/CONST</b>	<b>0</b>	<b>250,000</b>	<b>0</b>	<b>0</b>	<b>250,000</b>	<b>100.0 %</b>
<b>908</b>	<b>** Solid Waste Facilities</b>	<b>15,000</b>	<b>445,000</b>	<b>0</b>	<b>15,000</b>	<b>445,000</b>	<b>96.7 %</b>
319010	CW PUMP STATION RENOVATIONS	21,242			21,242		0.0 %

**County of Maui**  
**Statement of Appropriations and Expenditures**  
**Capital Improvement Program by District**  
**Fiscal Year Ending 6/30/2016 - as of 9/30/2016**


09	Countywide	Prior Year	Amended	Year	Current	Balance	% of
Index	Activity ** Program *** District	Encumbrance	Budget /	to Date	Encumbrance	Available	Budget
		/ Carryover	Lapses	Expended	09/30/2016		Available
<b>91049</b>	<b>* CW pump stn renovations</b>	<b>21,242</b>	<b>0</b>	<b>0</b>	<b>21,242</b>	<b>0</b>	<b>0.0 %</b>
319012	CW WET WELL REHABILITATION	15,791		3,381	12,410		0.0 %
<b>91051</b>	<b>* CW wet well rehabilitation</b>	<b>15,791</b>	<b>0</b>	<b>3,381</b>	<b>12,410</b>	<b>0</b>	<b>0.0 %</b>
329023	CW WSTWTR SYSTEM MODIFICATION	44,291			44,291		0.0 %
<b>92060</b>	<b>* CW WW SYSTEM MODIFICATIONS</b>	<b>44,291</b>	<b>0</b>	<b>0</b>	<b>44,291</b>	<b>0</b>	<b>0.0 %</b>
331170	CW EPA CONSENT DECREE COMPLIAN	181,499			181,499		0.0 %
<b>93070</b>	<b>* CW EPA COMPLIANCE PROJECTS</b>	<b>181,499</b>	<b>0</b>	<b>0</b>	<b>181,499</b>	<b>0</b>	<b>0.0 %</b>
331171	CW EPA WW RECLAMATION FACILITY	164,311			164,311		0.0 %
<b>93071</b>	<b>* CW EPA WWRF RENOVATION PROJ</b>	<b>164,311</b>	<b>0</b>	<b>0</b>	<b>164,311</b>	<b>0</b>	<b>0.0 %</b>
331172	CW WASTEWATER SYSTEM MODIFICAT	17,533			17,533		0.0 %
<b>93072</b>	<b>* CW WW SYSTEM MODIFICATION</b>	<b>17,533</b>	<b>0</b>	<b>0</b>	<b>17,533</b>	<b>0</b>	<b>0.0 %</b>
345378	CW EPA DECREE COMPLIANCE PRJ	50,096		9,384	40,712		0.0 %
<b>94078</b>	<b>* CW EPA CONSENT COMPLIANCE PRJ</b>	<b>50,096</b>	<b>0</b>	<b>9,384</b>	<b>40,712</b>	<b>0</b>	<b>0.0 %</b>
345380	CW WW SYSTEM MODIFICATIONS	128,344		9,957	118,387		0.0 %
<b>94080</b>	<b>* CW WW SYSTEM MODIFICATIONS</b>	<b>128,344</b>	<b>0</b>	<b>9,957</b>	<b>118,387</b>	<b>0</b>	<b>0.0 %</b>
356454	CW EPA DCR LAHAINA WWPS#2	109,492		1,414	108,078		0.0 %
356497	CW EPA DCR KAA NAPALI WWPS	271,695			271,695		0.0 %
356499	CW EPA DCR PAIA WWPS FM	32,101		2,655	29,446		0.0 %
356574	CW EPA DCR COMPLIANCE PRJ	14,959			14,959		0.0 %
356581	CW EPA DCR WAI-KAH WWTP	1,042			1,042		0.0 %
<b>95073</b>	<b>* CW EPA CONSENT DECREE COMPLIAN</b>	<b>429,289</b>	<b>0</b>	<b>4,069</b>	<b>425,220</b>	<b>0</b>	<b>0.0 %</b>
356496	CW EPA DECREE KAA NAPALI WWPS	294,018		196,904	97,115		0.0 %
356564	CW EPA DECREE WAI-KAH WWRF	150,000			150,000		0.0 %
356573	CW EPA DECREE -KULANIHAKOI	110,000		4,639	105,361		0.0 %

**County of Maui**  
**Statement of Appropriations and Expenditures**  
**Capital Improvement Program by District**  
**Fiscal Year Ending 6/30/2016 - as of 9/30/2016**

09	Countywide	Prior Year	Amended	Year	Current	Balance	% of
Index	Activity ** Program *** District	Encumbrance	Budget /	to Date	Encumbrance	Available	Budget
		/ Carryover	Lapses	Expended	09/30/2016		Available
356577	CW EPA DECREE -HI'AN HOMES	54,451		14,553	39,899		0.0 %
356580	CW EPA DECREE KIHEI WWRF GRIT	11,388			11,388		0.0 %
<b>95074</b>	<b>* CW EPA CONSENT DECREE WWRF REN</b>	<b>619,857</b>	<b>0</b>	<b>216,096</b>	<b>403,763</b>	<b>0</b>	<b>0.0 %</b>
356509	CW WW SYSTEM MOD-GENERAL	34,099			34,099		0.0 %
356520	CW WW SYSTEM MOD-KIHEI FM	25,409			25,409		0.0 %
356521	CW WW SYSTEM MOD-WM RECYCLED	128,161		30,855	97,306		0.0 %
356530	CW WW SYSTEM MOD-WWRF SHORELIN	56,508			56,508		0.0 %
356543	CW WW SYSTEM MOD-WAIEHU	2,059			2,059		0.0 %
356579	CW WW SYSTEM MOD-NAPILI	9,304			9,304		0.0 %
<b>95075</b>	<b>* CW WW SYSTEM MODIFICATIONS</b>	<b>255,540</b>	<b>0</b>	<b>30,855</b>	<b>224,685</b>	<b>0</b>	<b>0.0 %</b>
356498	CW WET WELL KAAPALI WWPS	68,285			68,285		0.0 %
356542	CW WET WELL MISC PROJECTS	576,717			576,717		0.0 %
<b>95076</b>	<b>* CW WET WELL REHABILITATION</b>	<b>645,002</b>	<b>0</b>	<b>0</b>	<b>645,002</b>	<b>0</b>	<b>0.0 %</b>
367162	CW EPA DECREE COMPLIANCE PRJ	599				599	100.0 %
368807	CW EPA DECREE KIHEI RECYCLED	35,370			35,370		0.0 %
368824	CW EPA DECREE CATCH ALL	105,934			105,934		0.0 %
368831	CW EPA DECREE LAHAINA WWRFM	350,000			350,000		0.0 %
<b>96062</b>	<b>* CW EPA CONSENT COMPLIANCE PRJS</b>	<b>491,903</b>	<b>0</b>	<b>0</b>	<b>491,304</b>	<b>599</b>	<b>0.1 %</b>
367163	CW EPA DECREE WW RECL RENOV	453,708				453,708	100.0 %
368817	CW EPA DECREE WWRF RENOVATIONS	328,539		98,713	240,639	(10,813)	(3.3)%
368826	CW EPA DECREE HAWAIIAN HOMES	8,169			8,169		0.0 %
368832	CW EPA DECREE LAHAINA WWRFM	100,000			100,000		0.0 %
368853	CW EPA DECR KIHEI WWRF PAINT'G	43,300			43,300		0.0 %
368857	CW EPA DECREE NAPILI WWPS 5&6	427,124			427,124		0.0 %
368863	CW EPA DECREE PUAMANA PS	14,497			14,497		0.0 %
368864	CW EPA DECR KIHEI FM#16 REPLCM	73,587			73,587		0.0 %
368868	CW EPA DECR SHERATON WWPS MODI	197,312			197,312		0.0 %
368869	CW EPA DECR WAILUKU WWPS REPLC	7,970			7,970		0.0 %

**County of Maui**  
**Statement of Appropriations and Expenditures**  
**Capital Improvement Program by District**  
**Fiscal Year Ending 6/30/2016 - as of 9/30/2016**

09	Countywide	Prior Year	Amended	Year	Current	Balance	% of
Index	Activity ** Program *** District	Encumbrance	Budget /	to Date	Encumbrance	Available	Budget
Activity ** Program *** District	Activity ** Program *** District	/ Carryover	Lapses	Expended	09/30/2016	Available	Available
96063	* CW EPA WWRF RENOVATION PRJS	1,654,206	0	98,713	1,112,598	442,895	26.8 %
367164	CW SOIL AQUIFER TREATMENT	100,000			100,000		0.0 %
96064	* CW SOIL AQUIFER TRTMNT STUDY	100,000	0	0	100,000	0	0.0 %
368825	CW WWSM HAWAIIAN HOMES	96,156			96,156		0.0 %
368828	CW WWSM NAPILI 5&6 FM	19,035			19,035		0.0 %
368833	CW WWSM LAHAINA WWRFM	301,186			301,186		0.0 %
368842	CW WWSM LAHAINA WWPS #3	59,123			59,123		0.0 %
96065	* CW WW SYSTEM MODIFICATIONS	475,500	0	0	475,500	0	0.0 %
378303	CW EPA DECREE COMPLIANCE PRJ		500,000			500,000	100.0 %
97003	* CW EPA COMPLIANCE PROJECTS	0	500,000	0	0	500,000	100.0 %
378304	CW EPA DECREE WW RECL RENOV		1,600,000			1,600,000	100.0 %
97004	* CW EPA CONSENT DCR WWFRP	0	1,600,000	0	0	1,600,000	100.0 %
378305	CW SATELLITE RECYCLED WTR FAC		200,000			200,000	100.0 %
97005	* CW SATELLITE RECYCLED WTR FAC	0	200,000	0	0	200,000	100.0 %
378306	CC WW SYSTEM MODIFICATIONS		500,000			500,000	100.0 %
97006	* CW WASTEWATER SYSTEM MODIFICAT	0	500,000	0	0	500,000	100.0 %
378307	CW WWRF CHLORINATN SYS UPGRD		2,000,000			2,000,000	100.0 %
97007	* CW WWRF CHLORINATION SYS UPGRD	0	2,000,000	0	0	2,000,000	100.0 %
909	** Wastewater Facilities	5,294,404	4,800,000	372,455	4,478,457	5,243,494	51.9 %
District ***	Countywide	45,014,238	24,248,277	6,254,213	30,549,183	32,459,118	46.9 %
	<b>Grand Total</b>	<b>160,337,679</b>	<b>83,150,455</b>	<b>10,596,574</b>	<b>88,398,733</b>	<b>144,492,827</b>	<b>59.3 %</b>






---

# V. Appendix

---



## GLOSSARY

### **Activity**

An activity is a program or part of a program. Each activity has a budget amount in the operating budget or Capital Improvement Program.

### **Appropriation**

Money authorized to spend for a specific use.

### **Bonds - General Obligation**

A funding tool that is a written promise to pay a specific sum plus interest in the future, used to fund capital improvement projects. A General Obligation bond is secured by the County's General Fund.

### **Capital Improvement Program (CIP)**

Capital projects are long-lived expenditures related to construction, expansion or major repair of infrastructure. An appropriation for a capital improvement lapses six months after the close of the fiscal year. There are eight programs: Drainage, Flood Control, Government Facilities, Parks and

Recreation, Economic Development / Planning, Roads, Solid Waste Facilities and Wastewater Facilities.

### **Carryover Savings (Fund Balance)**

Unappropriated revenue and unencumbered balances of any appropriations in a fund at the end of the fiscal year. For budget purposes this is an estimated amount.

### **Character**

Revenue is grouped by object and character. The character (Char) is a major group such as Taxes, or Licenses and Permits.

### **Countywide Costs**

Countywide costs include costs such as insurance, debt payments, inter-departmental transfers and employee benefits.

### **Debt Service**

The interest and principal payments on bond issues used to finance certain capital improvement projects and loans.

### **Encumbrance**

A commitment of funds to an expenditure at a future date as a result of a purchase order, contract or other funding commitment. An estimated amount of expenditures. The funds may not be used for any other purpose.

### **Expenditure**

An outlay of funds. A payment for goods or services rendered.

### **Fiscal Year**

The County fiscal year runs from July 1 to June 30 of the following year. The operating budget is based on this time frame.

### **Fund**

A separate accounting entity with revenues and expenditures for carrying on specific activities. The largest fund is the General Fund. The Wastewater Fund, the Highway Fund and the Solidwaste Fund are other examples. Also see **FUND DESCRIPTIONS**.

## GLOSSARY

### **Grants / Grant Revenue**

A grant is a financial contribution by the County or a State, Federal or private organization to support a particular function. The County receives as well as distributes grants. Grant funds are legally restricted to expenditures for specific purposes and provide a cost sharing alternative for programs and projects. Grant revenue was referred to as "Special Revenue" in previous years' budgets.

### **Interfund / Interdepartmental Transfers**

These are governmental accounting transfers of revenue between funds. These transfers include overhead, fringe benefits and debt service charges as well as supplemental transfers from the General Fund for special fund operations and CIP.

### **Lapsed Bond Proceeds**

These are funds appropriated from previous fiscal years that are

not encumbered by December 31 of the following fiscal year. Lapsed funds must be re-appropriated prior to expenditure.

### **Object**

Revenue is grouped by object and character. An object is a smaller group such as General Property Taxes, Business Licenses and Permits, or Interest Income.

### **Operating Budget**

Expenditures for all departments' salaries and wages, operations and equipment.

### **Program**

An activity or service or group of activities or services and the resources to carry them out, that are intended to achieve specific objectives. Each county department is responsible for at least one program. Some programs are funded by the Operating Budget and some by Grant Revenue.

### **Revenue**

Receipts received from various sources including real property tax, the transient accommodations tax, fuel tax and sewer/cesspool user fees.

### **Special Assessment**

A charge made against certain properties to help pay for all or part of the cost of a specific capital improvement project. Also park land or a monetary assessment fee received from new developments.

### **Transient Accommodations Tax**

Also known as hotel room tax. The County of Maui receives 22.8% of the total amount collected by the State, after 6% of the Statewide collections are withheld for administrative expense. The current TAT rate in Hawaii is 9.25%.

## FUND DESCRIPTIONS

The budget is organized into funds. A fund is a separate accounting entity with revenues and expenditures for carrying on specific activities. Each fund is a set of self-balancing accounts.

Following is a list of all funds that are subject to appropriation in the Maui County budget.

### **General Fund**

This is the largest of the County's funds. It accounts for all financial resources which are not required to be in another fund. Services within the General Fund include police and fire protection, parks and recreation (except golf), general administrative services, social concerns, planning and other activity for which a special fund has not been created.

### **Liquor Control Fund**

It receives revenue from all liquor license fees. Fund revenues are expended for the operation and administration of the Liquor Control Commission, Liquor Control Adjudication Board, and the Department of Liquor Control.

### **Highway Fund**

This fund was created for the deposit of fuel taxes, public utility franchise taxes and motor vehicle weight taxes. These revenues are expended for acquisition, design, construction, Improvement, repair and maintenance

of County highways, streets, street lights, storm drains and bridges.

### **Wastewater Fund**

It was established to receive all revenue derived from monthly sewer charges, assessments and service charges for pumping of cesspools, septic tanks, etc.. Revenue is expended for the repair, operation and maintenance of the wastewater facilities and sewer systems, including debt service.

### **Bikeway Fund**

This fund was established to collect revenue from bicycle licenses. It is expended for bikeway construction and maintenance.

### **Solid waste Fund**

All refuse collection fees and landfill disposal charges are deposited here. The fund is used for the operation of the County's collection and disposal programs and for diversion programs such as resource recovery and recycling.

### **Grant Funds**

A grant is a financial contribution by the County or a State, Federal or private organization to support a particular function. The County receives as well as distributes grants. Grant funds are legally restricted to expenditures for specific purposes and provide a cost sharing alternative for programs and projects. Grant revenue

was referred to as "Special Revenue" in previous years' budgets. The funds are aggressively pursued to relieve the reliance on County funds and to encourage participation of other government agencies.

### **Debt Service Fund**

Debt service of bonds and loans is accounted for in this fund. The transfer to this fund is included in the Operations by Budget Item report.

### **Golf Fund**


This fund was established to account for the proceeds of playing fees and for fees from golf course concessions (restaurant and pro shop). This revenue is expended for the operation, maintenance and capital improvements of the Waiehu Golf Course.

### **Capital Projects Fund**

It is used to account for general obligation bonds that are issued for capital improvement projects.

### **Utility Enterprise Fund**

The Department of Water Supply uses this. The receipts and disbursements are reported by the revenue categories and program appropriations in the budget ordinance.



**COUNTY OF MAUI**  
**CAPITAL IMPROVEMENT PROJECTS REPORT**

AS OF SEPTEMBER 30, 2016

AYYY-NNN-XXXXXX


AA - Source of Funding (see descriptions below)  
YY - Project Year (Budgeted Year)

NNN - IFAS Sub-fund

XXXXXX – Index Code (Appropriation #)

AA-Source of Funding Descriptions:

GF -	General Fund
GF/LN -	General Fund Loan
HY -	Highway Fund
BY -	Bikeway Fund
LC-	Liquor Control Fund
WM -	Wastewater Fund
SW -	Solid Waste Fund
GOLF -	Golf Fund
PA -	Parks Assessment Fund
SA -	Sewer Assessment Fund
GO -	Bond Issued
GOLAPS -	Lapsed Bond
FF -	Federal Funds
SH -	State Funds
ARRA -	ARRA Federal Funds
SH/LN -	State Revolving Fund
USDA -	USDA Loan
DOT -	State Dept of Transportation
PV -	Private Funds





**County of Maui**  
**Capital Improvement Projects Report (Excluding Department of Water Supply)**  
**As of 9/30/2016**

<b>13-901 DRAINAGE</b>	<b>Original Appropriation</b>	<b>Alloted To Date</b>	<b>Expenditure Prior Years</b>	<b>Expenditure Current Year</b>	<b>Amount Lapsed</b>	<b>Encumbrance</b>	<b>Allotment Balance</b>
<b>Paia-Haiku Community Plan Area</b>							
HAIKU ROAD DRAINAGE IMPROVMNTS							
GO12-370-321201: Lapse 12/31/12	114,125.00	114,125.00	114,125.00				
GO14-371-321212: Lapse 12/31/12	1,885,875.00	1,885,875.00	742,916.36	725,792.85		417,165.79	
	<b>2,000,000.00</b>	<b>2,000,000.00</b>	<b>857,041.36</b>	<b>725,792.85</b>	<b>0.00</b>	<b>417,165.79</b>	<b>0.00</b>
<b>Makawao-Pukalani-Kula Community Plan Area</b>							
DITCH IMPRV WAIPOLI RD							
GO17-373-378287: Lapse 12/31/17	800,000.00						
<b>Wailuku-Kahului Community Plan Area</b>							
IAO STREAM IMPROVEMENTS							
GO08-367-371200: Lapse 12/31/07	500,000.00	258,100.00	110,363.36			147,736.64	( )
GO17-373-378295: Lapse 12/31/17	400,000.00						
GF17-301-378396: Lapse 12/31/17	850,000.00	850,000.00		218,352.66		102,482.51	529,164.83
GF17-301-378397: Lapse 12/31/17	300,000.00	300,000.00					300,000.00
HY17-302-378398: Lapse 12/31/17	450,000.00	450,000.00					450,000.00
	<b>2,500,000.00</b>	<b>1,858,100.00</b>	<b>110,363.36</b>	<b>218,352.66</b>	<b>0.00</b>	<b>250,219.15</b>	<b>1,279,164.83</b>
<b>Kihei-Makena Community Plan Area</b>							
KIHEI DRAINAGE MASTER PLAN							
HY05-302-357010: Lapse 12/31/05	350,000.00	350,000.00	347,444.25			2,555.75	
S KIHEI RD CULVERT REPLCMNT							
GO17-373-367243: Lapse 12/31/16	1,600,000.00	3,800.00	3,800.00				
HAUOLI ST DRAINAGE IMPROVMNTS							
HY09-302-391001: Lapse 12/31/09	200,000.00	200,000.00	49,735.00		105,000.00	45,265.00	
GO14-371-331244: Lapse 12/31/13	2,500,000.00	1,970,022.48	1,941,547.66		684.84	27,789.98	
	<b>4,650,000.00</b>	<b>2,523,822.48</b>	<b>2,342,526.91</b>	<b>0.00</b>	<b>105,684.84</b>	<b>75,610.73</b>	<b>0.00</b>
<b>West Maui Community Plan Area</b>							
LAHAINA WATERSHED PROJ DIVERSI							
DOT11-325-317506: #STP-STP-0900(0 77)		1,979,367.00	1,911,702.18			54,745.47	12,919.35
GO17-373-378209: Lapse 12/31/17	500,000.00						
LAHAINA WATERSHD FLOOD CONTRL							
GO10-368-301200: Lapse 12/31/10	6,275,000.00	3,776,428.37	2,747,588.35		891,492.34	137,347.68	( )
GO14-371-321213: Lapse 12/31/12	2,563,498.08	361,349.00	140,038.12			221,310.88	( )
GO14-371-331247: Lapse 12/31/13	1,100,000.00	1,100,000.00	1,003,929.96		64,794.57	31,275.47	
GO15-372-345212: Lapse 12/31/14	49,615.12	49,615.12	49,615.12				
GO17-373-345276: Lapse 12/31/14 ORD#4095	677,698.55	6,992.95	6,936.82			56.13	
GO17-373-356216: Lapse 12/31/15 ORD#4095	997,900.00	216,315.36				216,315.36	
GO15-372-356250: Lapse 12/31/15	2,100.00	2,100.00	2,100.00				
GO17-373-367245: Lapse 12/31/16	2,000,000.00	15,000.00		15,000.00			
L HONOAPIILANI RD RETAINING							
GO17-373-356217: Lapse 12/31/15 ORD#4095	297,621.00	262,474.00	262,474.00				

**County of Maui**  
**Capital Improvement Projects Report (Excluding Department of Water Supply)**  
**As of 9/30/2016**

<b>13-901 Drainage</b>	<b>Original Appropriation</b>	<b>Alloted To Date</b>	<b>Expenditure Prior Years</b>	<b>Expenditure Current Year</b>	<b>Amount Lapsed</b>	<b>Encumbrance</b>	<b>Allotment Balance</b>
<b>NAPILI 4/5 CULVERT</b>							
GO17-373-356229: Lapse 12/31/15	226,965.00	226,965.00	136,595.00	2,279.00		88,091.00	
GO15-372-356252: Lapse 12/31/15	73,035.00	73,035.00	73,035.00				
<b>LAH WATERSHED PROJ DIV PH 3A</b>							
DOT13-325-337506: #STP-STP-0900(0 83)		2,282,912.50	1,459,170.86			421,588.16	402,153.48
	<b>14,763,432.75</b>	<b>10,352,554.30</b>	<b>7,793,185.41</b>	<b>17,279.00</b>	<b>956,286.91</b>	<b>1,170,730.15</b>	<b>415,072.83</b>
<b>Molokai Community Plan Area</b>							
<b>KAUNAKAKAI DRAINAGE SYS B</b>							
GO17-373-367246: Lapse 12/31/16	400,000.00	393,497.00	64,807.69	33,757.28		294,932.03	
<b>KAUNAKAKAI LEVEE CERTIFICATION</b>							
GF13-301-331112: Lapse 12/31/13	400,000.00	400,000.00	400,000.00				
GO17-373-378290: Lapse 12/31/17	200,000.00						
	<b>1,000,000.00</b>	<b>793,497.00</b>	<b>464,807.69</b>	<b>33,757.28</b>	<b>0.00</b>	<b>294,932.03</b>	<b>0.00</b>
<b>Countywide</b>							
<b>CW DRAINAGE IMPROVEMENTS</b>							
GO14-371-321203: Lapse 12/31/12	1,211,279.78	1,211,279.78	555,497.59	5,816.00	89,525.20	560,440.99	
GO14-371-331249: Lapse 12/31/13	1,300,000.00	1,288,837.57	1,081,659.71		11,476.35	195,701.51	
GF14-301-345319: Lapse 12/31/14	1,350,000.00	1,350,000.00	1,189,197.15		6,581.13	154,221.72	
GO15-372-356C56: Lapse 12/31/15	818,547.85	818,547.85	818,536.68				11.17
GO17-373-356C66: Lapse 12/31/15	881,452.15	881,452.15	803,336.70	32,697.00		34,499.78	10,918.67
GO17-373-367C48: Lapse 12/31/16	1,500,000.00	1,498,785.44	360,976.82	87,555.91		998,333.33	51,919.38
<b>CW MUNI SEP STRM WATER/SEWER</b>							
GF15-301-356C20: Lapse 12/31/15	300,000.00	300,000.00	300,000.00				
<b>PAPA AVE DRAINAGE IMPROVEMENTS</b>							
GF14-301-345389: Lapse 12/31/14	250,000.00	250,000.00	17,781.15		195,833.68	36,385.17	
<b>CW DRAINAGE IMPROVEMENTS</b>							
GF17-301-378C69: Lapse 12/31/17	1,000,000.00	1,000,000.00		79,706.66		88,001.45	832,291.89
	<b>8,611,279.78</b>	<b>8,598,902.79</b>	<b>5,126,985.80</b>	<b>205,775.57</b>	<b>303,416.36</b>	<b>2,067,583.95</b>	<b>895,141.11</b>
<b>TOTAL Drainage</b>	<b>34,324,712.53</b>	<b>26,126,876.57</b>	<b>16,694,910.53</b>	<b>1,200,957.36</b>	<b>1,365,388.11</b>	<b>4,276,241.80</b>	<b>2,589,378.77</b>

**County of Maui**  
**Capital Improvement Projects Report (Excluding Department of Water Supply)**  
**As of 9/30/2016**

<b>13-902 Other Projects</b>	<b>Original Appropriation</b>	<b>Alloted To Date</b>	<b>Expenditure Prior Years</b>	<b>Expenditure Current Year</b>	<b>Amount Lapsed</b>	<b>Encumbrance</b>	<b>Allotment Balance</b>
<b>Makawao-Pukalani-Kula Community Plan Area</b>							
KULA AGRICULTURAL PARK EXP GO17-373-367282: Lapse 12/31/16	1,000,000.00						
<b>Wailuku-Kahului Community Plan Area</b>							
WAILUKU UNION CHCH/ADDL PARK GF14-301-345312: Lapse 12/31/14	100,000.00	100,000.00	22,929.25		76,437.65	633.10	
<b>Countywide</b>							
<b>PUBLIC SAFETY RADIO SYSTEM</b>							
GO14-371-331251: Lapse 12/31/13	4,850,000.00	4,850,000.00	4,840,532.00		9,468.00		
GO15-372-345262: Lapse 12/31/14	888,013.44	888,013.44	888,013.44				
GO17-373-345290: Lapse 12/31/14 ORD#4095	1,582,986.56	1,425,818.56	449,537.51	111,406.03		864,875.02	()
GOLAPS-350-345363: Lapse 12/31/14	529,000.00	529,000.00	506,099.64	22,900.36			
GO17-373-356258: Lapse 12/31/15	240,000.00	240,000.00	240,000.00				
GOLAPS-350-356460: Lapse 12/31/15	1,210,000.00	1,210,000.00	180,806.27		765,956.04	263,237.69	
GO17-373-378210: Lapse 12/31/17	500,000.00						
<b>CW EQUIPMENT</b>							
GO15-372-345210: Lapse 12/31/14	413,530.00	413,530.00	413,530.00				
GO17-373-367256: Lapse 12/31/16	2,162,500.00	2,035,664.20		1,760,346.16		275,318.04	
GO17-373-367257: Lapse 12/31/16	988,000.00	818,119.70	818,119.70				
GO17-373-367258: Lapse 12/31/16	697,000.00	696,457.37				696,457.37	
GO17-373-367C51: Lapse 12/31/16							
GO17-373-378226: Lapse 12/31/17	310,000.00						
GO17-373-378227: Lapse 12/31/17	2,880,000.00						
GO17-373-378228: Lapse 12/31/17	2,273,000.00						
GO17-373-378231: Lapse 12/31/17	4,550,000.00						
<b>BRIDGE INSPECTN &amp; EVALUATION</b>							
HY17-302-378371: Lapse 12/31/17	80,000.00	80,000.00					80,000.00
<b>BUS STOPS &amp; SHELTERS</b>							
GO15-372-345208: Lapse 12/31/14	918,379.00	918,379.00	899,656.00		18,723.00		
GO14-371-345260: Lapse 12/31/14	62,807.00	62,807.00	42,780.00		20,027.00		
GO17-373-345291: Lapse 12/31/14	18,814.00	18,814.00	14,650.00			4,164.00	
GF15-301-356425: Lapse 12/31/15	1,000,000.00	1,000,000.00	670,158.32	259,974.48	39,290.20	30,577.00	
GO17-373-367250: Lapse 12/31/16	800,000.00	110,158.00	10,618.00	16,544.00		82,996.00	
<b>CW PW ADA IMPROVEMENTS</b>							
HY13-302-331136: Lapse 12/31/13	500,000.00	500,000.00	376,383.72		45,188.93	78,427.35	
	<b>27,454,030.00</b>	<b>15,796,761.27</b>	<b>10,350,884.60</b>	<b>2,171,171.03</b>	<b>898,653.17</b>	<b>2,296,052.47</b>	<b>80,000.00</b>
<b>TOTAL Other Projects</b>	<b>28,554,030.00</b>	<b>15,896,761.27</b>	<b>10,373,813.85</b>	<b>2,171,171.03</b>	<b>975,090.82</b>	<b>2,296,685.57</b>	<b>80,000.00</b>

**County of Maui**  
**Capital Improvement Projects Report (Excluding Department of Water Supply)**  
**As of 9/30/2016**

<b>13-903 Government Facilities</b>	<b>Original Appropriation</b>	<b>Alloted To Date</b>	<b>Expenditure Prior Years</b>	<b>Expenditure Current Year</b>	<b>Amount Lapsed</b>	<b>Encumbrance</b>	<b>Allotment Balance</b>
<b>Hana Community Plan Area</b>							
NAHIKU COMMUNITY CENTER							
GO12-370-324200: Lapse 12/31/12	250,000.00	250,000.00	103,072.89		32,806.04	114,121.07	
GO17-373-367298: Lapse 12/31/16	1,950,000.00	191,340.00				191,340.00	
HANA CIVIC CENTER							
GF17-301-378337: Lapse 12/31/17	50,000.00	50,000.00					50,000.00
	<b>2,250,000.00</b>	<b>491,340.00</b>	<b>103,072.89</b>	<b>0.00</b>	<b>32,806.04</b>	<b>305,461.07</b>	<b>50,000.00</b>
<b>Paia-Haiku Community Plan Area</b>							
HAIKU FIRE STATION							
GF08-301-383010: Lapse 12/31/08	500,000.00	500,000.00	458,015.20			41,984.80	
GO10-368-393201: Lapse 12/31/09	600,000.00	600,000.00	470,023.31			129,976.69	
KAUNOA F/O EXPANSION/RE							
GF15-301-356403: Lapse 12/31/15	120,000.00	120,000.00	6,658.41			113,341.59	
	<b>1,220,000.00</b>	<b>1,220,000.00</b>	<b>934,696.92</b>	<b>0.00</b>	<b>0.00</b>	<b>285,303.08</b>	<b>0.00</b>
<b>Makawao-Pukalani-Kula Community Plan Area</b>							
KULA COM'Y CTR LAND ACQUI							
GO17-373-367236: Lapse 12/31/16	307,000.00						
WAIAKOA/KULA GYM ACQ							
GO17-373-367237: Lapse 12/31/16	1,220,000.00	1,202,596.61	1,202,596.61				
MAKAWAO MUNI PARK'G LOT							
GF15-301-356404: Lapse 12/31/15	200,000.00	200,000.00	68,387.40		7,309.00	124,303.60	
	<b>1,727,000.00</b>	<b>1,402,596.61</b>	<b>1,270,984.01</b>	<b>0.00</b>	<b>7,309.00</b>	<b>124,303.60</b>	<b>0.00</b>
<b>Wailuku-Kahului Community Plan Area</b>							
COUNTY SERVICE CENTER							
GO17-373-356293: Lapse 12/31/15	1,632,976.00	1,632,809.00	579,945.71			1,052,863.29	
MARKET ST PLAZA IMPROVEMENT							
GF15-301-356409: Lapse 12/31/15	355,000.00	355,000.00	318,790.42	5,290.50	30,919.08		
REAL PROPERTY AT WAIKAPU							
GO14-371-331243: Lapse 12/31/13	2,710,000.00	2,705,702.04	2,703,686.10			2,015.94	
GF17-301-378366: Lapse 12/31/17	3,380,447.00	3,380,447.00					3,380,447.00
GF17-301-378399: Lapse 12/31/17	500,000.00	500,000.00					500,000.00
KALANA/MAUI PARK'G LOT RESURF							
GF14-301-345306: Lapse 12/31/14	200,000.00	200,000.00	187,194.36		26.54	12,779.10	
KALANA PAKUI REROOFING							
GF14-301-345307: Lapse 12/31/14	250,000.00	250,000.00	250,000.00				
AIR CONDITION CHILLER REPLCT							
GF14-301-345308: Lapse 12/31/14	100,000.00	100,000.00	79,775.00		1,959.00	18,266.00	
KALANA O MAUI ELECTRICAL							
GO17-373-367240: Lapse 12/31/16	1,200,000.00						

**County of Maui**  
**Capital Improvement Projects Report (Excluding Department of Water Supply)**  
**As of 9/30/2016**

	Original Appropriation	Alloted To Date	Expenditure Prior Years	Expenditure Current Year	Amount Lapsed	Encumbrance	Allotment Balance
<b>13-903 Government Facilities</b>							
2154 KAOHU ST PROPERTY GO17-373-367280: Lapse 12/31/16	1,220,000.00	1,214,840.35	1,214,840.35				
WAILUKU REDEV'T MUNI PRKG LOT GF16-301-367104: Lapse 12/31/16	7,460,304.00	7,460,304.00		12,360.08		4,120.02	7,443,823.90
LIQUOR DEPT OFFICE IMPROVEMENT LC14-306-345364: Lapse 12/31/14	100,000.00	100,000.00	71,737.85		28,262.15		()
	<b>19,108,727.00</b>	<b>17,899,102.39</b>	<b>5,405,969.79</b>	<b>17,650.58</b>	<b>61,166.77</b>	<b>1,090,044.35</b>	<b>11,324,270.90</b>
<b>Kihei-Makena Community Plan Area</b>							
KIHEI POLICE STATION GO08-367-383200: Lapse 12/31/08	700,000.00	650,000.00	650,000.00				
GO14-371-331253: Lapse 12/31/13	3,250,000.00	3,225,277.04	3,146,402.51		.53	78,874.00	
DMVL KIHEI SATELLITE OFF EXP GF14-301-345313: Lapse 12/31/14	100,000.00	100,000.00	15,175.93		80,000.00	4,824.07	
	<b>4,050,000.00</b>	<b>3,975,277.04</b>	<b>3,811,578.44</b>	<b>0.00</b>	<b>80,000.53</b>	<b>83,698.07</b>	<b>0.00</b>
<b>West Maui Community Plan Area</b>							
LAHAINA REFUSE OFFICE GO17-373-378219: Lapse 12/31/17	250,000.00						
<b>Lanai Community Plan Area</b>							
LANAI FIRE STN IMPRVMT GF16-301-367110: Lapse 12/31/16	10,000.00	10,000.00					10,000.00
GF17-301-378329: Lapse 12/31/17	10,000.00	10,000.00					10,000.00
LANAI BASEYARD IMPRV GO17-373-378286: Lapse 12/31/17	300,000.00						
	<b>320,000.00</b>	<b>20,000.00</b>	<b>0.00</b>	<b>0.00</b>	<b>0.00</b>	<b>0.00</b>	<b>20,000.00</b>
<b>Molokai Community Plan Area</b>							
KAUNAKAKAI POLICE STN GO17-373-367247: Lapse 12/31/16	250,000.00						
MOLOKAI BASEYARD GO17-373-378291: Lapse 12/31/17	1,297,000.00						
GOLAPS-350-378392: Lapse 12/31/17	3,703,000.00	3,703,000.00					3,703,000.00
KAUNAKAKAI POLICE STN GO17-373-378268: Lapse 12/31/17	390,000.00	884.00					884.00
MOLOKAI BASEYARD DESIGN&C GOLAPS-350-356459: Lapse 12/31/15	3,500,000.00	3,500,000.00	250,610.72		3,086,848.00	162,541.28	
	<b>9,140,000.00</b>	<b>7,203,884.00</b>	<b>250,610.72</b>	<b>0.00</b>	<b>3,086,848.00</b>	<b>162,541.28</b>	<b>3,703,884.00</b>
<b>Countywide</b>							
CW FIRE FACILITIES GF09-301-393016: Lapse 12/31/09	150,000.00	150,000.00	36,570.60		83,916.50	29,512.90	
GF10-301-303191: Lapse 12/31/10	300,000.00	300,000.00	275,876.39		22,373.61	1,750.00	

**County of Maui**  
**Capital Improvement Projects Report (Excluding Department of Water Supply)**  
**As of 9/30/2016**

<b>13-903 Government Facilities</b>	<b>Original Appropriation</b>	<b>Allotted To Date</b>	<b>Expenditure Prior Years</b>	<b>Expenditure Current Year</b>	<b>Amount Lapsed</b>	<b>Encumbrance</b>	<b>Allotment Balance</b>
GO10-368-313205: Lapse 12/31/11	150,000.00	150,000.00	111,925.00			38,075.00	
GF12-301-323021: Lapse 12/31/12	150,000.00	150,000.00	137,716.54		8,325.16	3,958.30	
GF14-301-345321: Lapse 12/31/14	300,000.00	300,000.00	150,186.90		5.08	149,808.02	
GF16-301-367C13: Lapse 12/31/16	300,000.00	300,000.00	63,453.02			717.99	235,828.99
<b>CW FACILITY BUILDING IMPRVMENTS</b>							
GO12-370-313204: Lapse 12/31/11	150,000.00	150,000.00	102,411.00			47,589.00	
GF13-301-331115: Lapse 12/31/13	350,000.00	350,000.00	272,875.19		61,854.04	15,270.77	
GF14-301-345320: Lapse 12/31/14	500,000.00	500,000.00	448,614.41	19,211.01	8,776.33	23,398.25	
GF15-301-356C21: Lapse 12/31/15	600,000.00	600,000.00	341,477.04	25,775.00	13,401.94	219,346.02	
GO17-373-367C49: Lapse 12/31/16	750,000.00	243,758.34		1,618.26		229,399.88	12,740.20
<b>CW POLICE FACILITIES</b>							
GF13-301-331117: Lapse 12/31/13	300,000.00	300,000.00	276,246.51			23,753.49	
GF15-301-356C22: Lapse 12/31/15	250,000.00	250,000.00	116,599.76	106,197.00	17,639.00	9,564.24	
GF16-301-367C15: Lapse 12/31/16	150,000.00	150,000.00				6,583.24	143,416.76
<b>KALANA O MAUI CAMPUS EXP DESIG</b>							
GO15-372-345202: Lapse 12/31/14	999,238.53	999,238.53	999,238.53				
GO17-373-345264: Lapse 12/31/14	500,761.47	500,732.47	159,788.21			340,944.26	
GF17-301-378C26: Lapse 12/31/17	137,200.00	137,200.00				24,748.39	112,451.61
GF17-301-378C67: Lapse 12/31/17	940,000.00	940,000.00					940,000.00
GF17-301-378C70: Lapse 12/31/17	350,000.00	350,000.00					350,000.00
<b>PUBLIC SAFETY RADIO SYS REPLMT</b>							
GOLAPS-350-323026: Lapse 12/31/12	5,522,692.00	5,522,692.00	5,522,692.00				
<b>COUNTY BUILDING RENOVATION</b>							
GF10-301-303189: Lapse 12/31/10	300,000.00	300,000.00	249,988.52		3,305.10	46,706.38	
<b>CW FUEL TANK REPLACEMENTS</b>							
GF14-301-345323: Lapse 12/31/14	250,000.00	250,000.00		211,210.00	38,790.00		
GF16-301-367C14: Lapse 12/31/16	100,000.00	100,000.00					100,000.00
	<b>13,499,892.00</b>	<b>12,993,621.34</b>	<b>9,265,659.62</b>	<b>364,011.27</b>	<b>258,386.76</b>	<b>1,211,126.13</b>	<b>1,894,437.56</b>
<b>TOTAL Government Facilities</b>	<b>51,565,619.00</b>	<b>45,205,821.38</b>	<b>21,042,572.39</b>	<b>381,661.85</b>	<b>3,526,517.10</b>	<b>3,262,477.58</b>	<b>16,992,592.46</b>

**County of Maui**  
**Capital Improvement Projects Report (Excluding Department of Water Supply)**  
**As of 9/30/2016**

<b>13-904 Parks and Recreation</b>	<b>Original Appropriation</b>	<b>Alloted To Date</b>	<b>Expenditure Prior Years</b>	<b>Expenditure Current Year</b>	<b>Amount Lapsed</b>	<b>Encumbrance</b>	<b>Allotment Balance</b>
<b>Hana Community Plan Area</b>							
PA'ANI MAI PARK IMPROVM							
GF15-301-356402: Lapse 12/31/15	300,000.00	300,000.00	53,370.50	46,810.00	29,840.00	169,979.50	
NAHIKU COMMUNITY CENTER							
GF13-301-331101: Lapse 12/31/13	280,000.00	280,000.00	734.50			279,265.50	
GF14-301-345302: Lapse 12/31/14	600,000.00	600,000.00			124,213.57	475,786.43	
HANA BALLFIELD							
GF14-301-345391: Lapse 12/31/14	190,000.00	190,000.00	190,000.00				
HELENE HALL IMPROVEMENTS							
GF14-301-345301: Lapse 12/31/14	165,000.00	165,000.00	13,760.32		1,739.68	149,500.00	
HANA-KEANAE-KAILUA PARKS							
GF15-301-356401: Lapse 12/31/15	165,000.00	165,000.00	144,334.92		390.08	20,275.00	
GF16-301-367101: Lapse 12/31/16	446,250.00	446,250.00	68,820.12	5,132.96		174,251.54	198,045.38
GO17-373-378239: Lapse 12/31/17	50,000.00	50,000.00				50,000.00	
GF17-301-378338: Lapse 12/31/17	250,000.00	250,000.00					250,000.00
	<b>2,446,250.00</b>	<b>2,446,250.00</b>	<b>471,020.36</b>	<b>51,942.96</b>	<b>156,183.33</b>	<b>1,319,057.97</b>	<b>448,045.38</b>
<b>Paia-Haiku Community Plan Area</b>							
PAIA-HAIKU PARKS SYSTEM							
GF16-301-367102: Lapse 12/31/16	450,000.00	450,000.00	63,858.80	13,103.17		20,376.02	352,662.01
GO17-373-378254: Lapse 12/31/17	400,000.00						
GF17-301-378353: Lapse 12/31/17	320,000.00	320,000.00				187,860.00	132,140.00
	<b>1,170,000.00</b>	<b>770,000.00</b>	<b>63,858.80</b>	<b>13,103.17</b>	<b>0.00</b>	<b>208,236.02</b>	<b>484,802.01</b>
<b>Makawao-Pukalani-Kula Community Plan Area</b>							
MAKAWAO-HAIKU-PAIA PARKS							
GF15-301-356405: Lapse 12/31/15	325,000.00	325,000.00	282,434.00	569.00		41,997.00	
PUK-KULA-ULUPALAKUA PARKS							
GF15-301-356406: Lapse 12/31/15	245,000.00	245,000.00	165,818.86	4,515.00	800.00	73,866.14	()
UPCOUNTRY SKATE PARK							
GF15-301-356407: Lapse 12/31/15	75,000.00	75,000.00	54,696.28			20,303.72	
MAK-PUK-KULA ULU PARKS							
GF16-301-367103: Lapse 12/31/16	435,000.00	435,000.00	45,447.45	23,181.80		86,069.29	280,301.46
GO17-373-378248: Lapse 12/31/17	1,100,000.00						
GO17-373-378249: Lapse 12/31/17	75,000.00	34,352.00				34,352.00	
GF17-301-378347: Lapse 12/31/17	350,000.00	350,000.00					350,000.00
PA17-309-378350: Lapse 12/31/17	100,000.00	100,000.00					100,000.00
MAYOR E TAM BALLFLD LIGHTS							
GF15-301-356408: Lapse 12/31/15	550,000.00	550,000.00	341,914.12		208,085.88		
	<b>3,255,000.00</b>	<b>2,114,352.00</b>	<b>890,310.71</b>	<b>28,265.80</b>	<b>208,885.88</b>	<b>256,588.15</b>	<b>730,301.46</b>
<b>Wailuku-Kahului Community Plan Area</b>							
CENTRAL MAUI PARKS SYSTEM							

**County of Maui**  
**Capital Improvement Projects Report (Excluding Department of Water Supply)**  
**As of 9/30/2016**

<b>13-904 Parks and Recreation</b>	<b>Original Appropriation</b>	<b>Alloted To Date</b>	<b>Expenditure Prior Years</b>	<b>Expenditure Current Year</b>	<b>Amount Lapsed</b>	<b>Encumbrance</b>	<b>Allotment Balance</b>
GF16-301-367105: Lapse 12/31/16	600,000.00	600,000.00	78,359.42	68,228.00		201,620.00	251,792.58
GO17-373-378256: Lapse 12/31/17	461,000.00						
GF17-301-378355: Lapse 12/31/17	539,000.00	539,000.00					539,000.00
<b>WAILUKU GYM IMPROVEMENTS</b>							
GO15-372-345216: Lapse 12/31/14	6,150.76	6,150.76	6,150.76				
GO14-371-345245: Lapse 12/31/14	1,653,642.06	1,659,792.82	1,604,683.06	48,959.00	6,150.76		
GF15-301-356412: Lapse 12/31/15	275,000.00	275,000.00	11,600.32	41,949.00	211,971.48	9,479.20	
GO17-373-378257: Lapse 12/31/17	500,000.00						
GO17-373-378258: Lapse 12/31/17	50,000.00						
GO17-373-378259: Lapse 12/31/17	500,000.00						
GO17-373-378260: Lapse 12/31/17	500,000.00						
GO17-373-378261: Lapse 12/31/17	50,000.00						
GO17-373-378262: Lapse 12/31/17	100,000.00						
<b>KAHULUI PARKS SYSTEM</b>							
GF15-301-356410: Lapse 12/31/15	325,000.00	325,000.00	229,656.96	81,000.00	6,892.04	7,451.00	
<b>KANAHA BEACH PRK MSTR PLAN</b>							
GF15-301-356411: Lapse 12/31/15	250,000.00	250,000.00	141,951.21	13,893.13	45.00	94,110.66	
<b>KEPANIWAI HERITAGE GARDENS</b>							
GF16-301-367106: Lapse 12/31/16	100,000.00	100,000.00	17,250.00	5,260.00		74,090.00	3,400.00
<b>WAIL-WAIH-WAIK PARKS SYS</b>							
GF15-301-356413: Lapse 12/31/15	590,000.00	590,000.00	568,854.40		2,357.55	18,788.05	
<b>WM COMPLEX PAVING IMPROVEMENTS</b>							
GF14-301-345311: Lapse 12/31/14	400,000.00	400,000.00	375,483.47		84.58	24,431.95	
<b>WAIKAPU COM'TY CTR EXP</b>							
PA15-309-356461: Lapse 12/31/15	80,000.00	80,000.00	80,000.00				
<b>WAR MEMORIAL CIVIC COMPLEX</b>							
GF14-301-345310: Lapse 12/31/14	200,000.00	200,000.00	152,480.80		5,818.00	41,701.20	
	<b>7,179,792.82</b>	<b>5,024,943.58</b>	<b>3,266,470.40</b>	<b>259,289.13</b>	<b>233,319.41</b>	<b>471,672.06</b>	<b>794,192.58</b>
<b>Kihei-Makena Community Plan Area</b>							
<b>S MAUI COMMUNITY PARK</b>							
PA13-309-331156: Lapse 12/31/13	225,000.00	225,000.00	225,000.00				
GO17-373-356227: Lapse 12/31/15	16,588,792.49	438,635.29	211,232.98	5,852.68		221,549.63	( )
GO15-372-356248: Lapse 12/31/15	11,207.51	11,207.51	11,207.51				
GF15-301-356416: Lapse 12/31/15	655,000.00	655,000.00	526,858.79	62,709.71		65,431.50	
GF16-301-367107: Lapse 12/31/16	885,000.00	885,000.00	709,238.39	25,407.50		113,279.98	37,074.13
GO17-373-378244: Lapse 12/31/17	303,000.00						
GF17-301-378340: Lapse 12/31/17	597,000.00	597,000.00					597,000.00
GF17-301-378341: Lapse 12/31/17	100,000.00	100,000.00					100,000.00
<b>WAIPIULANI PARK IRRIGATION</b>							
GF16-301-367108: Lapse 12/31/16	800,000.00	800,000.00	79,350.00	19,600.00		71,550.00	629,500.00
GO17-373-378242: Lapse 12/31/17	150,000.00						
GO17-373-378243: Lapse 12/31/17	650,000.00						
	<b>20,965,000.00</b>	<b>3,711,842.80</b>	<b>1,762,887.67</b>	<b>113,569.89</b>	<b>0.00</b>	<b>471,811.11</b>	<b>1,363,574.13</b>



**County of Maui**  
**Capital Improvement Projects Report (Excluding Department of Water Supply)**  
**As of 9/30/2016**

<b>13-904 Parks and Recreation</b>	<b>Original Appropriation</b>	<b>Alloted To Date</b>	<b>Expenditure Prior Years</b>	<b>Expenditure Current Year</b>	<b>Amount Lapsed</b>	<b>Encumbrance</b>	<b>Allotment Balance</b>
<b>West Maui Community Plan Area</b>							
WEST MAUI PARKS SYSTEM							
PA15-309-356462: Lapse 12/31/15	800,000.00	800,000.00	442,240.16			357,759.84	
GF16-301-367109: Lapse 12/31/16	225,000.00	225,000.00				225,000.00	
PA16-309-367154: Lapse 12/31/16	480,000.00	480,000.00	21,320.26	15,540.00		437,357.16	5,782.58
LAHAINA CC TENNIS COMPLEX							
PA14-309-345103: Lapse 12/31/14	335,000.00	335,000.00	335,000.00				
GO17-373-378264: Lapse 12/31/17	1,915,000.00						
GF17-301-378363: Lapse 12/31/17	85,000.00	85,000.00					85,000.00
PA17-309-378365: Lapse 12/31/17	285,000.00	285,000.00					285,000.00
MOKUHINIA ECOSYSTEM/RESTORATN							
GO15-372-345207: Lapse 12/31/14	67,585.74	67,585.74	67,585.74				
GO17-373-345266: Lapse 12/31/14 ORD#4095	132,414.26	132,411.37				132,411.37	
GF15-301-356560: Lapse 12/31/15	50,000.00	50,000.00	47,000.00			3,000.00	
LAHAINA CIVIC CENTER							
GF14-301-345315: Lapse 12/31/14	250,000.00	250,000.00	250,000.00				
	<b>4,625,000.00</b>	<b>2,709,997.11</b>	<b>1,163,146.16</b>	<b>15,540.00</b>	<b>0.00</b>	<b>1,155,528.37</b>	<b>375,782.58</b>
<b>Lanai Community Plan Area</b>							
LANAI SKATEBOARD PARK							
GF14-301-345317: Lapse 12/31/14	25,000.00	25,000.00	25,000.00				
LANAI PARKS SYSTEM							
GF15-301-356417: Lapse 12/31/15	130,000.00	130,000.00	122,516.53	3,958.31		3,525.16	
GF16-301-367111: Lapse 12/31/16	262,500.00	262,500.00	142,768.53	362.93		57,700.00	61,668.54
LANAI PARKS SYSTEM							
GO17-373-378246: Lapse 12/31/17	425,000.00						
GF17-301-378345: Lapse 12/31/17	25,000.00	25,000.00					25,000.00
	<b>867,500.00</b>	<b>442,500.00</b>	<b>290,285.06</b>	<b>4,321.24</b>	<b>0.00</b>	<b>61,225.16</b>	<b>86,668.54</b>
<b>Molokai Community Plan Area</b>							
DUKE MALIU PARKING DESIGN							
GF12-301-324029: Lapse 12/31/12	50,000.00	50,000.00	50,000.00				()
GF13-301-331113: Lapse 12/31/13	200,000.00	200,000.00	200,000.00				
DUKE MALIU BALLFLD LIGHT REPLC							
GF13-301-331181: Lapse 12/31/13	50,000.00	50,000.00	43,598.82		6,401.18		
GF15-301-356419: Lapse 12/31/15	550,000.00	550,000.00	544,000.00		6,000.00		
MOLOKAI PARKS SYSTEM							
GF15-301-356418: Lapse 12/31/15	695,000.00	695,000.00	676,936.02	9,031.99	9,032.00		(.01)
GF16-301-367112: Lapse 12/31/16	273,750.00	273,750.00	48,295.25	18,661.15		66,838.85	139,954.75
GO17-373-378252: Lapse 12/31/17	580,000.00						
GF17-301-378351: Lapse 12/31/17	320,000.00	320,000.00					320,000.00
	<b>2,718,750.00</b>	<b>2,138,750.00</b>	<b>1,562,830.09</b>	<b>27,693.14</b>	<b>21,433.18</b>	<b>66,838.85</b>	<b>459,954.74</b>

Countywide

**County of Maui**  
**Capital Improvement Projects Report (Excluding Department of Water Supply)**  
**As of 9/30/2016**

<b>13-904 Parks and Recreation</b>	<b>Original Appropriation</b>	<b>Alloted To Date</b>	<b>Expenditure Prior Years</b>	<b>Expenditure Current Year</b>	<b>Amount Lapsed</b>	<b>Encumbrance</b>	<b>Allotment Balance</b>
<b>CW PARK FACILITIES</b>							
GF12-301-324031: Lapse 12/31/12	400,000.00	400,000.00	399,957.49		42.51		()
GF13-301-331118: Lapse 12/31/13	400,000.00	400,000.00	400,000.00				
GF14-301-345325: Lapse 12/31/14	175,000.00	175,000.00	175,000.00				
GF15-301-356C24: Lapse 12/31/15	500,000.00	500,000.00	268,664.40		22,140.33	209,195.26	.01
GF17-301-378334: Lapse 12/31/17	30,000.00	30,000.00					30,000.00
<b>CW PARKS ADA IMPROVEMENTS</b>							
GF14-301-345324: Lapse 12/31/14	300,000.00	300,000.00	298,900.00		1,100.00		
GF15-301-356C23: Lapse 12/31/15	500,000.00	500,000.00	415,280.09	2,680.00	.01	82,039.90	()
GF16-301-367C16: Lapse 12/31/16	200,000.00	200,000.00	3,416.00	4,540.00		47,802.37	144,241.63
<b>LARGE CAP CESSPOOL CLOSURE</b>							
GF13-301-331120: Lapse 12/31/13	300,000.00	300,000.00	106,553.79		190,556.21	2,890.00	()
GO17-373-367252: Lapse 12/31/16	550,000.00	99,664.00		56,023.95		43,640.05	
GF17-301-378C32: Lapse 12/31/17	1,070,000.00	1,070,000.00					1,070,000.00
GO17-373-378C34: Lapse 12/31/17	200,000.00						
GO17-373-378C35: Lapse 12/31/17	440,000.00						
PA17-309-378C36: Lapse 12/31/17	115,000.00	115,000.00					115,000.00
	<b>5,180,000.00</b>	<b>4,089,664.00</b>	<b>2,067,771.77</b>	<b>63,243.95</b>	<b>213,839.06</b>	<b>385,567.58</b>	<b>1,359,241.64</b>
<b>TOTAL Parks and Recreation</b>	<b>48,407,292.82</b>	<b>23,448,299.49</b>	<b>11,538,581.02</b>	<b>576,969.28</b>	<b>833,660.86</b>	<b>4,396,525.27</b>	<b>6,102,563.06</b>

**County of Maui**  
**Capital Improvement Projects Report (Excluding Department of Water Supply)**  
**As of 9/30/2016**

<b>13-907 Roads</b>	<b>Original Appropriation</b>	<b>Alloted To Date</b>	<b>Expenditure Prior Years</b>	<b>Expenditure Current Year</b>	<b>Amount Lapsed</b>	<b>Encumbrance</b>	<b>Allotment Balance</b>
<b>Hana Community Plan Area</b>							
HANA DISTRICT RD RESURFACING HY01-302-317003: Lapse 12/31/01	650,000.00	643,184.00	462,188.90		147,509.31	33,485.79	
KALEPA ROCK FALL ASSESSMENT HY16-302-367117: Lapse 12/31/16	150,000.00	150,000.00					150,000.00
PIILANI HWY RDWY/EMBANKMENT GO17-373-367232: Lapse 12/31/16	500,000.00						
GO17-373-378278: Lapse 12/31/17	500,000.00						
GO17-373-378279: Lapse 12/31/17	600,000.00						
GO17-373-378280: Lapse 12/31/17	147,000.00						
HY17-302-378381: Lapse 12/31/17	350,000.00	350,000.00					350,000.00
HY17-302-378382: Lapse 12/31/17	2,003,000.00	2,003,000.00					2,003,000.00
WAIOPAI BRIDGE IMPRV GO17-373-367233: Lapse 12/31/16	600,000.00						
PAPAHAWAHAWA BRIDGE REPLACMNT GO12-370-317201: Lapse 12/31/11	1,100,000.00	579,473.00	579,468.70			4.30	
DOT11-325-317501: #STP-BR0900(49)	5,000,000.00	4,037,352.00	2,443,290.57				1,594,061.43
KEANAE RD SAFETY IMPROVEMENTS GO17-373-367281: Lapse 12/31/16	400,000.00	109,400.00	56,716.00	27,624.00		25,060.00	
KAHOLOPOO BRIDGE REPLACMNT GO12-370-317200: Lapse 12/31/11 ORD3814-A	700,000.00	700,000.00	628,838.33			71,161.67	
DOT12-325-327500: #STP-BR0900-078	1,680,000.00	1,672,000.00	1,353,199.11			59,552.77	259,248.12
WAIOHONU BRIDGE REPL BR0900(68) DOT11-325-317505: #STP-STP0900(68)	2,800,000.00	3,289,180.00	2,622,687.54				666,492.46
	<b>17,180,000.00</b>	<b>13,533,589.00</b>	<b>8,146,389.15</b>	<b>27,624.00</b>	<b>147,509.31</b>	<b>189,264.53</b>	<b>5,022,802.01</b>
<b>Paia-Haiku Community Plan Area</b>							
BALDWIN AVE BIKEWAY/GREENWAY BY11-304-317035: Lapse 12/31/11	200,000.00	200,000.00	45,007.08		58,812.00	96,180.92	
GO17-373-367234: Lapse 12/31/16	350,000.00						
NORTH SHORE GREENWAY GO17-373-367235: Lapse 12/31/16	350,000.00	16,086.80	10,571.51	1,280.01		4,177.00	58.28
HY17-302-378393: Lapse 12/31/17	550,000.00	550,000.00					550,000.00
HY17-302-378394: Lapse 12/31/17	500,000.00	500,000.00					500,000.00
PAIA SCHOOL SAFE ROUTES HY15-302-356426: Lapse 12/31/15	150,000.00	150,000.00	3,831.24		136,616.76	9,552.00	
DOT15-325-356790: #STP-STP-XXXXXX XX							
KALIALINUI BRIDGE IMPROVEMENT GO15-372-345239: Lapse 12/31/14	1,237,160.74	1,237,160.74	1,237,160.74				
GO17-373-345288: Lapse 12/31/14 ORD#4095	262,839.26	164,597.67	20,079.87			144,517.80	
	<b>3,600,000.00</b>	<b>2,817,845.21</b>	<b>1,316,650.44</b>	<b>1,280.01</b>	<b>195,428.76</b>	<b>254,427.72</b>	<b>1,050,058.28</b>
<b>Makawao-Pukalani-Kula Community Plan Area</b>							

**County of Maui**  
**Capital Improvement Projects Report (Excluding Department of Water Supply)**  
**As of 9/30/2016**

<b>13-907 Roads</b>	<b>Original Appropriation</b>	<b>Alloted To Date</b>	<b>Expenditure Prior Years</b>	<b>Expenditure Current Year</b>	<b>Amount Lapsed</b>	<b>Encumbrance</b>	<b>Allotment Balance</b>
PUKALANI STREET PAVEMENT							
DOT12-325-327508: #STP-STP-3620(0 01)	1,038,137.00	737,932.26	714,998.19				22,934.07
MAK/MAKANI ROAD IMPROVEMENTS							
HY06-302-367010: Lapse 12/31/06	600,000.00	600,000.00	287,595.59			312,404.41	
HY17-302-378388: Lapse 12/31/17	300,000.00	300,000.00					300,000.00
GOLAPS-350-378389: Lapse 12/31/17	2,400,000.00	2,400,000.00					2,400,000.00
KOKOMO RD PAVEMENT RECON							
GO17-373-356223: Lapse 12/31/15	46,387.51	46,387.51				46,387.51	
GO15-372-356238: Lapse 12/31/15	1,403,612.49	1,403,612.49	1,403,612.49				
POLIPOLI ROAD DRAINAGE IMPRVTS							
HY09-302-397052: Lapse 12/31/09	250,000.00	250,000.00	174,914.52		75,085.48		
HALIIMAILE ROAD RESRFCNG							
HY11-302-317025: Lapse 12/31/11	420,000.00	420,000.00	333,204.83		86,795.17		
HALIIMAILE RD IMPROVEMENTS							
DOT12-325-327503: #STP-STP-A371(1		1,680,000.00	817,952.44				862,047.56
DOT13-325-337503: #STP-STP-A371 (002)	1,000,671.05	1,000,671.05	985,548.15				15,122.90
HALEAKALA HWY INTERSECT IMPR							
GO15-372-345211: Lapse 12/31/14	231,809.00	231,809.00	231,809.00				
GO17-373-345274: Lapse 12/31/14 ORD#4095	1,218,491.00	37,271.00	12,810.00			24,461.00	
HY16-302-367118: Lapse 12/31/16	500,000.00	500,000.00				500,000.00	
GOLAPS-350-367153: Lapse 12/31/16	1,000,000.00	1,000,000.00					1,000,000.00
OLD HALEAKALA HWY SIDEWALK							
SH13-323-331140: ACT106, SLH2012	998,000.00	998,000.00				998,000.00	
GO14-371-345241: Lapse 12/31/14	37,360.00	37,360.00	37,360.00				
GO17-373-345286: Lapse 12/31/14 ORD#4095	422,640.00	57,802.00	57,802.00				
OLD HALEAKALA/MAKANI RD IMPRO							
GO15-372-345214: Lapse 12/31/14	9,906.19	9,906.19	9,906.19				
GO17-373-356239: Lapse 12/31/15	1,381,750.00	662.29	662.29				
KOKOMO RD PAVEMENT RECON							
DOT15-325-356740: #STP-STP-0366(0 01)	3,800,000.00	5,488,597.25	5,193,560.53			401,298.27	(106,261.55)
GO17-373-367239: Lapse 12/31/16	1,400,000.00	7,370.91	6,330.90			.01	1,040.00
BALDWIN AVE RESURFACING							
DOT14-325-345403: #STP-STP-0390(0 01)	2,261,738.00	2,261,738.00	2,000,260.57			261,476.87	.56
GO17-373-367238: Lapse 12/31/16	3,361,250.00	15,061.23	11,234.16	2,838.35			988.72
MAKANI RD RESURFACING/HALEAKAL							
DOT12-325-327504: #STP-STP-3630(1	76,359.42	1,676,359.42	800,412.26				875,947.16
HALEAKALA HWY INTERSEC IMPR							
SH14-323-345410:	2,000,000.00	1,250,000.00				525,208.87	724,791.13
OLD HALEAKALA HWY PVMNT REHAB							
DOT15-325-356780: #STP-STP-0900(0 84)-	4,027,000.00	4,087,630.39	205,962.94	626,595.84		3,255,071.61	
OLD HALEAKALA HWY RECONSTRUCTN							
GO17-373-367283: Lapse 12/31/16	1,381,750.00	1,315,273.70	51,898.30	277,262.51		986,112.89	
	<b>31,566,861.66</b>	<b>27,813,444.69</b>	<b>13,337,835.35</b>	<b>906,696.70</b>	<b>161,880.65</b>	<b>7,310,421.44</b>	<b>6,096,610.55</b>

**County of Maui**  
**Capital Improvement Projects Report (Excluding Department of Water Supply)**  
**As of 9/30/2016**

<b>13-907 Roads</b>	<b>Original Appropriation</b>	<b>Alloted To Date</b>	<b>Expenditure Prior Years</b>	<b>Expenditure Current Year</b>	<b>Amount Lapsed</b>	<b>Encumbrance</b>	<b>Allotment Balance</b>
<b>Wailuku-Kahului Community Plan Area</b>							
KAM/HINA AVE TRAFFIC SIGNAL DOT11-325-317504: #STP-STP-3940(1)	1,200,000.00	860,568.00	477,445.01				383,122.99
MILL STREET RETAINING WALL							
GO14-371-331242: Lapse 12/31/13	500,000.00	500,000.00	500,000.00				
GO17-373-378206: Lapse 12/31/17	650,000.00						
GO17-373-378207: Lapse 12/31/17	200,000.00						
C MAUI SIGNAL UPGRADE							
HY17-302-378402: Lapse 12/31/17	270,000.00	270,000.00					270,000.00
HY17-302-378403: Lapse 12/31/17	330,000.00	330,000.00		2,207.95			327,792.05
HY17-302-378404: Lapse 12/31/17	240,000.00	240,000.00					240,000.00
KAMEHAMEHA AVE @ MAUI LANI							
HY16-302-367119: Lapse 12/31/16	1,400,000.00	1,400,000.00		138.78		246,230.00	1,153,631.22
WAIALE RD SHOULDER IMPROVEMENT							
GO14-371-345248: Lapse 12/31/14	114,900.00	114,900.00	52,540.00			62,360.00	
GO17-373-356245: Lapse 12/31/15	400,000.00	400,000.00	24,732.00	13,200.00		362,068.00	
PAPA AVE PAVEMENT REHABILITATI							
GO14-371-345247: Lapse 12/31/14	2,380,000.00	2,380,000.00	2,206,771.62			173,228.38	
DOT14-325-347520: #STP-STP-3910(0 01)	6,625,000.00	6,625,000.00	5,930,258.37			692,913.47	1,828.16
LONO AVENUE IMPROVEMENTS							
HY12-302-327030: Lapse 12/31/12	760,000.00	760,000.00	456,585.25		276,429.06	26,985.69	
WAKEA AVE TRAFFIC SIGNALS							
GO14-371-345249: Lapse 12/31/14	12,200.00	12,200.00	12,200.00				
GO17-373-345293: Lapse 12/31/14	48,271.12	48,271.12	45,507.81			2,763.31	
KAHEKILI HWAY PAVMENT/REHAB							
DOT12-325-327501: #STP-STP3405(3)	3,200,000.00	3,200,000.00	2,318,400.75				881,599.25
GO17-373-367241: Lapse 12/31/16	3,000,000.00						
WAKEA PVMNT KAAHUMANU/PUUNENE							
HY13-302-331124: Lapse 12/31/13	800,000.00	800,000.00	686,670.03		47,101.47	66,228.50	
DOT13-325-337515: #STP-STP-3920 (006)	3,275,685.65	3,267,572.54	2,214,779.41			246,774.69	806,018.44
GO14-371-345250: Lapse 12/31/14	517,573.02	517,573.02	472,374.45			45,198.57	
DOT14-325-345401: #STP-STP-0900(0 82)	2,500,000.00	2,229,601.16	1,889,497.81			275,574.26	64,529.09
IAO SCHOOL PEDESTRIAN IMPRVT							
HY14-302-345328: Lapse 12/31/14	250,000.00	250,000.00	250,000.00				
ONEHEE AVE BIKE PLAN IMPROVE							
HY14-302-345327: Lapse 12/31/14	40,000.00	40,000.00	40,000.00				
KUIKAHI DR PAVEMENT REHAB							
GO17-373-367242: Lapse 12/31/16	440,000.00	437,544.11	3,069.23				434,474.88
LONO AVE PAVEMENT REHAB PH2							
DOT15-325-356720: #STP-STP-3950(0 08)	694,000.00	1,544,784.53	1,357,514.62			187,269.91	
HANSEN ROAD IMPROVEMENT							
GO17-373-356225: Lapse 12/31/15	446,484.05	446,484.05	358,178.60	1,174.95		87,130.50	
GO15-372-356242: Lapse 12/31/15	928,515.95	928,515.95	928,515.95				

**County of Maui**  
**Capital Improvement Projects Report (Excluding Department of Water Supply)**  
**As of 9/30/2016**

<b>13-907 Roads</b>	<b>Original Appropriation</b>	<b>Alloted To Date</b>	<b>Expenditure Prior Years</b>	<b>Expenditure Current Year</b>	<b>Amount Lapsed</b>	<b>Encumbrance</b>	<b>Allotment Balance</b>
DOT15-325-356700: #STP-STP-3600(0 01) LOWER MAIN ST RESURFACING	3,500,000.00	3,919,875.20	3,690,809.99			89,095.93	139,969.28
HY16-302-367120: Lapse 12/31/16 KAHAKULOA STREAM BRIDGE	150,000.00	150,000.00					150,000.00
GO17-373-356244: Lapse 12/31/15 WAIEHU STREAM BRIDGE REPAIR	700,000.00	508,933.00	147,027.90	35,125.96		326,779.14	
GO17-373-356246: Lapse 12/31/15 KAM AVE/HINA PVTMNT REHAB	500,000.00	500,000.00				500,000.00	
HY13-302-331122: Lapse 12/31/13 KAMEHAMEHA AVE AT KANE ST	1,200,000.00	1,200,000.00	1,011,231.93		44,345.51	144,422.56	
HY13-302-331125: Lapse 12/31/13 KAMEHAMEHA AVE PAVEMENT REHAB	250,000.00	250,000.00	98,887.76		131,572.44	19,539.80	
DOT13-325-337504: #STP-STP-0900 (079) KAMEHAMEHA TRFC SIGNAL @ KANE	3,727,251.98	3,717,059.29	2,204,927.72			577,690.22	934,441.35
DOT13-325-337505: #STP-STP-3940(0 02) CENTRAL MAUI BIKE/PEDESTRIAN	493,176.96	493,176.96	325,951.04			78,159.18	89,066.74
BY16-304-367129: Lapse 12/31/16 LONO AVE PAVEMENT REHABILITATI	150,000.00	150,000.00				150,000.00	
DOT12-325-327507: #STP-STO-3950(0 07) WAKEA/KAMEHAMEHA AVE TRAFFIC	1,608,226.46	962,602.54	830,100.75			120,279.74	12,222.05
HY14-302-345326: Lapse 12/31/14 WAKEA AVE at HINA TRAFFIC	180,000.00	180,000.00	5,000.00		139,621.48	35,378.52	
DOT14-325-345402: #STP-STP-0900(0 82)	400,000.00	400,000.00	340,146.74			29,318.86	30,534.40
	<b>44,081,285.19</b>	<b>40,034,661.47</b>	<b>28,879,124.74</b>	<b>51,847.64</b>	<b>639,069.96</b>	<b>4,545,389.23</b>	<b>5,919,229.90</b>
<b>Kihei-Makena Community Plan Area</b>							
S KIHEI RD TRAFFIC SIGNAL MOD HY13-302-331129: Lapse 12/31/13	80,000.00	80,000.00	59,055.00		20,945.00		
KIHEI GREENWAY IMPROVEMNTS BY12-304-327036: Lapse 12/31/12	150,000.00	150,000.00	150,000.00				
GO17-373-378283: Lapse 12/31/17	100,000.00						
GO17-373-378284: Lapse 12/31/17	1,860,000.00	250.47		250.47			
BY17-304-378385: Lapse 12/31/17	150,000.00	150,000.00					150,000.00
S KIHEI RD PAVEMENT REHAB HY13-302-331127: Lapse 12/31/13	600,000.00	600,000.00	325,048.46		248,851.10	26,100.44	
DOT14-325-345400: #STP-STP-3100(0 13) KIHEI BIKEWAY-PIILANI NORTH	2,600,000.00	1,404,595.61	1,259,729.99			144,865.62	
DOT04-325-347501: #STP-STP-3115(2 ) BY16-304-367130: Lapse 12/31/16	353,469.00	353,469.00	353,469.00				397,131.33
PV16-329-367579:	46,531.00	46,531.00	727.87			45,803.13	
DOT16-325-369501: #STP-STP-3115(0 03) S KIHEI RD IMPRV PH 4	2,872,170.00	2,872,170.00	2,431,820.02			440,349.98	
HY16-302-367121: Lapse 12/31/16	100,000.00	100,000.00	33,537.60			5,050.17	61,412.23

**County of Maui**  
**Capital Improvement Projects Report (Excluding Department of Water Supply)**  
**As of 9/30/2016**

<b>13-907 Roads</b>	<b>Original Appropriation</b>	<b>Alloted To Date</b>	<b>Expenditure Prior Years</b>	<b>Expenditure Current Year</b>	<b>Amount Lapsed</b>	<b>Encumbrance</b>	<b>Allotment Balance</b>
KUIKAHI DR PAVEMENT REHAB DOT16-325-369505: #STP-STP-3210(0 01)-	1,994,564.00	1,994,564.00					1,994,564.00
NORTH SO COLLECTOR RD/NAMAUU HY14-302-345331: Lapse 12/31/14	250,000.00	250,000.00	91,695.51			158,304.49	
GO17-373-367244: Lapse 12/31/16	553,622.00	553,622.00					553,622.00
PV16-329-367577:	246,378.00	246,378.00					246,378.00
KULANIHAKOI BRIDGE REPLACEMNT HY11-302-317030: Lapse 12/31/11	700,000.00	700,000.00	560,236.29	10,253.71		129,510.00	
SO KIHEI SIDEWALK/BOAT RAMP/KI HY14-302-345330: Lapse 12/31/14	550,000.00	550,000.00	451,957.18		54,230.57	43,812.25	
S MAUI REGIONAL TRAFFIC HY16-302-367184: Lapse 12/31/16	340,000.00	340,000.00				339,168.00	832.00
WAILEA ALANUI/KE DR PAVEMENT GO17-373-356215: Lapse 12/31/15 ORD#4095	1,590,721.76	1,036,671.32	864,018.76	2,886.44		169,766.12	()
GO15-372-356249: Lapse 12/31/15	579,278.24	579,278.24	579,278.24				
DOT15-325-356760: #STP-STP-0900(0 84)	5,880,000.00	5,926,495.29	5,387,764.46			538,730.83	
SO MAUI TRAFFIC MASTER PLAN DOT16-325-369503: #STP-SPR-0010(0 36)		342,000.00				342,000.00	
	<b>21,596,734.00</b>	<b>20,105,387.09</b>	<b>13,980,569.21</b>	<b>13,390.62</b>	<b>324,026.67</b>	<b>2,383,461.03</b>	<b>3,403,939.56</b>
<b>West Maui Community Plan Area</b>							
WM ROADWAY IMPRV SVO GRANT PV16-329-367575:	1,700,000.00	1,700,000.00					1,700,000.00
FRONT ST BREAKWALL REPAIR HY15-302-356429: Lapse 12/31/15	150,000.00	150,000.00	74,411.00		75,589.00		
BY17-304-378406: Lapse 12/31/17	300,000.00	300,000.00					300,000.00
WM ROADWAY IMPRV MTV GRANT PV15-329-356575:	715,000.00	715,000.00					715,000.00
SHAW ST SIDEWALK/WAINEE ST HY10-302-307027: Lapse 12/31/10	250,000.00	250,000.00	113,406.26		100,642.74	35,951.00	
FRONT ST DECK&RAIL REPAIR HY15-302-356430: Lapse 12/31/15	250,000.00	250,000.00	48,258.00		125,981.00	75,761.00	
	<b>3,365,000.00</b>	<b>3,365,000.00</b>	<b>236,075.26</b>	<b>0.00</b>	<b>302,212.74</b>	<b>111,712.00</b>	<b>2,715,000.00</b>
<b>Countywide</b>							
<b>BIKEWAY PROJECTS</b>							
BY01-304-317020: Lapse 12/31/01	300,000.00	300,000.00	153,432.50			146,567.50	
BY03-304-337014: Lapse 12/31/03	300,000.00	300,000.00	74,839.17		187,343.59	37,817.24	
BY04-304-347020: Lapse 12/31/04	300,000.00	300,000.00	226,795.18		1,614.56	71,590.26	
BY13-304-331138: Lapse 12/31/13	300,000.00	300,000.00	160,419.17			139,580.83	
BY14-304-345337: Lapse 12/31/14	300,000.00	300,000.00	84,027.78	15,924.41	147,941.95	52,105.86	
BY15-304-356C37: Lapse 12/31/15	620,000.00	620,000.00	509,912.50			110,087.50	
BY16-304-367C31: Lapse 12/31/16	150,000.00	150,000.00	21,623.84	9,212.88		119,163.28	
<b>CW SIDEWALK IMPROVEMENTS</b>							

**County of Maui**  
**Capital Improvement Projects Report (Excluding Department of Water Supply)**  
**As of 9/30/2016**

<b>13-907 Roads</b>	<b>Original Appropriation</b>	<b>Allotted To Date</b>	<b>Expenditure Prior Years</b>	<b>Expenditure Current Year</b>	<b>Amount Lapsed</b>	<b>Encumbrance</b>	<b>Allotment Balance</b>
HY13-302-331133: Lapse 12/31/13	500,000.00	500,000.00	401,651.13		45,328.87	53,020.00	
HY14-302-345335: Lapse 12/31/14	450,000.00	450,000.00	360,734.54	3,770.03	44,403.73	41,091.70	
HY15-302-356C35: Lapse 12/31/15	500,000.00	500,000.00	390,166.65	34,499.00		75,334.36	( .01)
HY16-302-367C26: Lapse 12/31/16	400,000.00	400,000.00	114,745.69	6,849.90		29,563.39	248,841.02
<b>CW BRIDGE REPAIR/MAINTENANCE</b>							
HY01-302-317016: Lapse 12/31/01	250,000.00	250,000.00	230,384.39	16,414.58	11.48	3,189.55	
HY14-302-345332: Lapse 12/31/14	295,000.00	295,000.00	150,402.76			144,597.24	
HY15-302-356C31: Lapse 12/31/15	370,000.00	370,000.00	137,488.24	46,300.00	64,075.51	122,136.25	
HY16-302-367C22: Lapse 12/31/16	370,000.00	370,000.00	24,747.71	2,244.51		237,961.56	105,046.22
<b>CW ROAD RESURFACING</b>							
HY11-302-317031: Lapse 12/31/11	3,200,000.00	3,200,000.00	2,837,645.97		362,354.03		
HY12-302-327032: Lapse 12/31/12	5,436,736.00	5,436,736.00	4,757,486.26		188,399.03	490,850.71	
HY13-302-331131: Lapse 12/31/13	6,211,200.00	6,211,200.00	5,711,656.11		168,756.40	330,787.49	( )
<b>CW SAFETY IMPROVEMNTS</b>							
HY07-302-377033: Lapse 12/31/07	600,000.00	600,000.00	518,429.51		36,837.37	44,733.12	( )
HY08-302-387030: Lapse 12/31/08	500,000.00	500,000.00	328,696.01		82,236.34	89,067.65	
HY12-302-327033: Lapse 12/31/12	150,000.00	150,000.00	115,942.56	1,676.12	32,252.89	128.43	
HY13-302-331132: Lapse 12/31/13	600,000.00	600,000.00	468,194.38		17,126.49	114,679.13	
HY14-302-345334: Lapse 12/31/14	500,000.00	500,000.00	383,294.79		103,395.61	13,309.60	
HY15-302-356C34: Lapse 12/31/15	600,000.00	600,000.00	415,751.87			184,248.13	
HY16-302-367C25: Lapse 12/31/16	390,000.00	390,000.00	45,267.15	83,726.80		85,542.86	175,463.19
<b>EHA ST RDWAY DEDITION</b>							
HY16-302-367324: Lapse 12/31/16	300,000.00	300,000.00					300,000.00
GO17-373-378C72: Lapse 12/31/17	370,000.00	114,836.50					114,836.50
HY17-302-378C73: Lapse 12/31/17	500,000.00	500,000.00					500,000.00
HY17-302-378C74: Lapse 12/31/17	5,634,267.00	5,634,267.00					5,634,267.00
HY17-302-378C75: Lapse 12/31/17	600,000.00	600,000.00		4,384.97			595,615.03
HY17-302-378C76: Lapse 12/31/17	500,000.00	500,000.00					500,000.00
HY17-302-378C77: Lapse 12/31/17	200,000.00	200,000.00					200,000.00
<b>CW SPEED HUMP/SPEED TABLE PRG</b>							
HY14-302-345336: Lapse 12/31/14	500,000.00	500,000.00	209,057.46		206,682.54	84,260.00	
HY15-302-356C36: Lapse 12/31/15	500,000.00	500,000.00	240,199.03		248,091.41	6,709.56	5,000.00
<b>KAMEHAMEHA AVE ST LIGHT</b>							
HY16-302-367325: Lapse 12/31/16	10,000.00	10,000.00					10,000.00
<b>CW PAVEMENT PRESERVATION</b>							
HY15-302-356C32: Lapse 12/31/15	500,000.00	500,000.00	398,816.46		101,183.54		
HY16-302-367128: Lapse 12/31/16	160,000.00	160,000.00	42,312.24			108,853.45	8,834.31
HY16-302-367C23: Lapse 12/31/16	400,000.00	400,000.00	49,350.60	9,652.50		340,996.90	
<b>KAMALII ELEM SCH SAFE ROUTES</b>							
DOT13-325-337507: #STP-SRS-1500(6 0)	460,000.00	459,000.00	377,825.01				81,174.99
<b>PRINCESS NAHIENAENA SAFE ROUTE</b>							
DOT13-325-337508: #STP-SRS-1500(5 9)	150,000.00	155,000.00	106,033.40				48,966.60
<b>WAILUKU MUNI PARKING LOT</b>							
HY15-302-356439: Lapse 12/31/15	350,000.00	350,000.00	330,349.85			19,650.15	( )
<b>CW RD RESURFACING/PAVEMENT PR</b>							



**County of Maui**  
**Capital Improvement Projects Report (Excluding Department of Water Supply)**  
**As of 9/30/2016**

<b>13-907 Roads</b>	<b>Original Appropriation</b>	<b>Alloted To Date</b>	<b>Expenditure Prior Years</b>	<b>Expenditure Current Year</b>	<b>Amount Lapsed</b>	<b>Encumbrance</b>	<b>Allotment Balance</b>
HY14-302-345333: Lapse 12/31/14	5,546,744.00	5,546,744.00	4,730,276.37	8,750.03	768.15	806,949.45	
HY15-302-356C33: Lapse 12/31/15	4,943,698.00	4,943,698.00	3,570,097.52	3,515.00	127,027.58	1,243,057.90	
HY16-302-367C24: Lapse 12/31/16	5,718,028.00	5,718,028.00	981,202.53	261,016.89		1,667,886.60	2,807,921.98
SAFE ROUTES TO SCH PRG							
SH15-323-356730: ORD#4195	101,000.00	152,109.38		21,943.03			130,166.35
SH16-323-369510:	150,000.00	185,911.46					185,911.46
CW TRAFFIC CALMING PRG							
HY16-302-367C27: Lapse 12/31/16	139,640.00	139,640.00				54,085.00	85,555.00
BRIDGE INSPECTN NBIS(062)							
DOT15-325-356710: #STP-BR-NBIS(06 2		359,167.16	234,290.00	71,310.00			53,567.16
MOLOKAI ATHLETIC COMPLEX							
SH16-323-369511:	400,000.00	400,000.00				399,980.00	20.00
	<b>51,726,313.00</b>	<b>51,921,337.50</b>	<b>29,893,546.33</b>	<b>601,190.65</b>	<b>2,165,831.07</b>	<b>7,469,582.65</b>	<b>11,791,186.80</b>
<b>TOTAL Roads</b>	<b>173,116,193.85</b>	<b>159,591,264.96</b>	<b>95,790,190.48</b>	<b>1,602,029.62</b>	<b>3,935,959.16</b>	<b>22,264,258.60</b>	<b>35,998,827.10</b>

**County of Maui**  
**Capital Improvement Projects Report (Excluding Department of Water Supply)**  
**As of 9/30/2016**

<b>13-908 Solid Waste Facilities</b>	<b>Original Appropriation</b>	<b>Alloted To Date</b>	<b>Expenditure Prior Years</b>	<b>Expenditure Current Year</b>	<b>Amount Lapsed</b>	<b>Encumbrance</b>	<b>Allotment Balance</b>
<b>Hana Community Plan Area</b>							
HANA LF MAKAI BERM WASTE							
SW15-305-356477: Lapse 12/31/15	750,000.00	750,000.00	165,182.15	23,998.40		560,819.45	
SW16-305-367166: Lapse 12/31/16	250,000.00	250,000.00	3,000.00			150,993.74	96,006.26
GO17-373-378208: Lapse 12/31/17	2,000,000.00						
	<b>3,000,000.00</b>	<b>1,000,000.00</b>	<b>168,182.15</b>	<b>23,998.40</b>	<b>0.00</b>	<b>711,813.19</b>	<b>96,006.26</b>
<b>Makawao-Pukalani-Kula Community Plan Area</b>							
MAKANI CLOSED LF REMEDIATIN							
SW16-305-367167: Lapse 12/31/16	300,000.00	300,000.00	37,881.22	14,072.89		363.89	247,682.00
<b>Wailuku-Kahului Community Plan Area</b>							
CENTRAL MAUI LANDFILL (CML)							
GOLAPS-350-331152: Lapse 12/31/13	390,000.00	390,000.00	390,000.00				
GO17-373-356213: Lapse 12/31/15 ORD#4095	233,745.00	230,945.00	190,272.80	32,775.00		7,897.20	
GO15-372-356247: Lapse 12/31/15	16,255.00	16,255.00	16,255.00				
GO17-373-378214: Lapse 12/31/17	2,500,000.00						
SW17-305-378315: Lapse 12/31/17	80,000.00	80,000.00					80,000.00
SW17-305-378316: Lapse 12/31/17	80,000.00	80,000.00					80,000.00
WAIKAPU CLOSED LF REMEDIATIN							
SW16-305-367168: Lapse 12/31/16	300,000.00	300,000.00	76,920.00				223,080.00
C MAUI LANDFILL IMPRVMT							
SW15-305-356478: Lapse 12/31/15	1,050,000.00	1,050,000.00	941,416.23	24,083.00	29,450.77	55,050.00	
	<b>4,650,000.00</b>	<b>2,147,200.00</b>	<b>1,614,864.03</b>	<b>56,858.00</b>	<b>29,450.77</b>	<b>62,947.20</b>	<b>383,080.00</b>
<b>West Maui Community Plan Area</b>							
OLOWALU CLOSED LF REMEDIATIN							
SW16-305-367169: Lapse 12/31/16	300,000.00	300,000.00	70,519.24	8,045.00		28,243.76	193,192.00
<b>Molokai Community Plan Area</b>							
MOLOKAI LDFILL CELL#4 CONSTRUC							
GO15-372-345213: Lapse 12/31/14	514,512.99	581,744.70	514,512.99		67,231.71		
GO17-373-345278: Lapse 12/31/14 ORD#4095	216,002.01	124,411.71	57,180.00				67,231.71
SW17-305-378313: Lapse 12/31/17	160,000.00	160,000.00					160,000.00
KALAMAULA CLOSED LF REMEDIATIN							
SW16-305-367170: Lapse 12/31/16	400,000.00	400,000.00				57,650.00	342,350.00
	<b>1,290,515.00</b>	<b>1,266,156.41</b>	<b>571,692.99</b>	<b>0.00</b>	<b>67,231.71</b>	<b>57,650.00</b>	<b>569,581.71</b>
<b>Countywide</b>							
SATELLITE TRFR STN PRELIM							
SW15-305-356479: Lapse 12/31/15	150,000.00	150,000.00	135,000.00			15,000.00	()
SW17-305-378301: Lapse 12/31/17	195,000.00	195,000.00					195,000.00
SW17-305-378302: Lapse 12/31/17	250,000.00	250,000.00					250,000.00
	<b>595,000.00</b>	<b>595,000.00</b>	<b>135,000.00</b>	<b>0.00</b>	<b>0.00</b>	<b>15,000.00</b>	<b>445,000.00</b>

**County of Maui**  
**Capital Improvement Projects Report (Excluding Department of Water Supply)**  
**As of 9/30/2016**

<u>13-908 Solid Waste Facilities</u>	Original Appropriation	Alloted To Date	Expenditure Prior Years	Expenditure Current Year	Amount Lapsed	Encumbrance	Allotment Balance
<b>TOTAL Solid Waste Facilities</b>	10,135,515.00	5,608,356.41	2,598,139.63	102,974.29	96,682.48	876,018.04	1,934,541.97

**County of Maui**  
**Capital Improvement Projects Report (Excluding Department of Water Supply)**  
**As of 9/30/2016**

<b>13-909 Wastewater Facilities</b>	<b>Original Appropriation</b>	<b>Alloted To Date</b>	<b>Expenditure Prior Years</b>	<b>Expenditure Current Year</b>	<b>Amount Lapsed</b>	<b>Encumbrance</b>	<b>Allotment Balance</b>
<b>Paia-Haiku Community Plan Area</b>							
KAUNOA SR CTR PROP SEWER SVC GF17-301-378330: Lapse 12/31/17	40,000.00	40,000.00					40,000.00
PAIA FORCE MAIN REPLACEMENT WM13-303-331159: Lapse 12/31/13 SH/LN-341-356480: C15005 48 Lapse 12/3	560,000.00 5,100,000.00	560,000.00 5,100,000.00	560,000.00 1,734,737.68		3,365,262.32		
	<b>5,700,000.00</b>	<b>5,700,000.00</b>	<b>2,294,737.68</b>	<b>0.00</b>	<b>3,365,262.32</b>	<b>0.00</b>	<b>40,000.00</b>
<b>Wailuku-Kahului Community Plan Area</b>							
WAI-KAH WW RECL FAC FM SH/LN-341-367179: Lapse 12/31/16	4,841,700.00	4,841,700.00	3,480,186.06	1,113,992.87			247,521.07
WAILUKU/KAH WWRF SHORELINE WM13-303-331162: Lapse 12/31/13	6,000,000.00	6,000,000.00	3,923,500.00		2,076,500.00		
EPA CONSENT DECREE SEWER REHAB WM15-303-356463: Lapse 12/31/15 WM16-303-367155: Lapse 12/31/16 WM17-303-378317: Lapse 12/31/17	500,000.00 750,000.00 1,000,000.00	500,000.00 750,000.00 1,000,000.00	384,198.52 94,211.94	22,395.00 14,954.03	62.48	93,344.00	640,834.03 1,000,000.00
HOO HUI ANA FM REPLACEMENT WM14-303-345369: Lapse 12/31/14	900,000.00	900,000.00	13,629.57		272,900.00	613,470.43	
MALUHIA BEACH LOTS SWR SYSTEM WM12-303-329007: Lapse 12/31/12 WM14-303-345370: Lapse 12/31/14	100,000.00 1,000,000.00	100,000.00 1,000,000.00	94,666.30 848,400.00		151,600.00	5,333.70	
HAWAIIAN HOMES FM REPLACEMENT WM14-303-345368: Lapse 12/31/14 SH/LN-341-367171: Lapse 12/31/16 SH/LN-341-378318: Lapse 12/31/17	280,000.00 2,240,000.00 1,000,000.00	280,000.00 2,240,000.00 1,000,000.00	280,000.00				2,240,000.00 1,000,000.00
WAIEHU WWPS FM REPLACEMENT SH/LN-341-356481: Lapse 12/31/15	1,300,000.00	1,300,000.00			462,590.00	837,410.00	
WAIEHU WW PUMP STN MODIFICATIO WM14-303-345371: Lapse 12/31/14	2,000,000.00	2,000,000.00	1,742,960.18	62,387.36	18,637.00	176,015.46	
	<b>21,911,700.00</b>	<b>21,911,700.00</b>	<b>10,861,752.57</b>	<b>1,213,729.26</b>	<b>2,982,289.48</b>	<b>1,725,573.59</b>	<b>5,128,355.10</b>
<b>Kihei-Makena Community Plan Area</b>							
KIHEI FM #16 REPLACEMENT WM14-303-345372: Lapse 12/31/14	500,000.00	500,000.00	301,928.68	18,992.59		179,078.73	
KIHEI WWPS #10 FM REPLACEMENT SH/LN-341-345387: C15007 22 Lapse 12/3	1,620,000.00	1,620,000.00	1,620,000.00				
S MAUI RECYCLED WTR DIST SYS WM13-303-331164: Lapse 12/31/13 WM15-303-356465: Lapse 12/31/15 SH/LN-341-356482: C15007 17 Lapse 12/3	200,000.00 300,000.00 1,044,000.00	200,000.00 300,000.00 1,044,000.00	171,200.34 67,569.19 1,025,343.78	22,307.22	28,799.66 30.00	210,123.59 18,626.22	
KIHEI FORCE MAIN#10 REPLMNT WM12-303-329010: Lapse 12/31/12	180,000.00	180,000.00	180,000.00				

**County of Maui**  
**Capital Improvement Projects Report (Excluding Department of Water Supply)**  
**As of 9/30/2016**

<b>13-909 Wastewater Facilities</b>	<b>Original Appropriation</b>	<b>Alloted To Date</b>	<b>Expenditure Prior Years</b>	<b>Expenditure Current Year</b>	<b>Amount Lapsed</b>	<b>Encumbrance</b>	<b>Allotment Balance</b>
KIHEI #16 PS REHAB/FM REPLC							
SH/LN-341-367173: Lapse 12/31/16	4,400,000.00	4,400,000.00					4,400,000.00
SH/LN-341-378312: Lapse 12/31/17	1,700,000.00	1,700,000.00					1,700,000.00
LILOA DR RECYCLED WATER							
WM15-303-356464: Lapse 12/31/15	100,000.00	100,000.00	96,527.00	3,473.00			
KENOLIO RD/KOKI SEWER REHAB							
WM17-303-378309: Lapse 12/31/17	50,000.00	50,000.00					50,000.00
WM17-303-378310: Lapse 12/31/17	1,500,000.00	1,500,000.00					1,500,000.00
WM17-303-378311: Lapse 12/31/17	200,000.00	200,000.00					200,000.00
	<b>11,794,000.00</b>	<b>11,794,000.00</b>	<b>3,462,568.99</b>	<b>44,772.81</b>	<b>28,829.66</b>	<b>407,828.54</b>	<b>7,850,000.00</b>
<b>West Maui Community Plan Area</b>							
LAHAINA WWRF CONCRETE							
WM15-303-356467: Lapse 12/31/15	500,000.00	500,000.00	422,139.21		77,860.79		
LAHAINA FORCE MAIN#7 REPLCMNT							
WM12-303-329015: Lapse 12/31/12	50,000.00	50,000.00	46,287.00		436.00	3,277.00	
KAANAPALI WWPS MODIFICATIONS							
WM14-303-345375: Lapse 12/31/14	1,000,000.00	1,000,000.00	1,000,000.00				
LAHAINA WW PUMP STATION #2							
SH/LN-341-331180: C15005 10 Lapse 12/3	5,000,000.00	5,000,000.00	4,111,824.45	96,587.99	521,897.00	269,690.56	
KAANAPALI RESORT R-1 WATER DIS							
WM14-303-345374: Lapse 12/31/14	700,000.00	700,000.00	31,360.00			668,640.00	
LAHAINA WWRF ODOR CONTROL							
WM13-303-331168: Lapse 12/31/13	800,000.00	800,000.00	339,093.26	4,816.22	337,429.00	118,661.52	
WM15-303-356469: Lapse 12/31/15	4,000,000.00	4,000,000.00			2,064,733.00	1,935,267.00	
WEST MAUI RECYCLED WATER PROJ							
ARRA13-327-331183: C150054-23	3,500,000.00	3,500,000.00	3,205,090.33		131,612.00		163,297.67
WM14-303-345377: Lapse 12/31/14	50,000.00	50,000.00			325.00	49,675.00	
WM16-303-367161: Lapse 12/31/16	1,360,000.00	1,360,000.00				692,566.00	667,434.00
NAPILI #5&6 FM REPLACEMENTS							
WM15-303-356470: Lapse 12/31/15	300,000.00	300,000.00	68,752.33			231,247.67	
WM16-303-367158: Lapse 12/31/16	120,000.00	120,000.00				120,000.00	
WM16-303-367159: Lapse 12/31/16	120,000.00	120,000.00				120,000.00	
WM17-303-378321: Lapse 12/31/17	200,000.00	200,000.00					200,000.00
WM17-303-378322: Lapse 12/31/17	200,000.00	200,000.00					200,000.00
WM17-303-378323: Lapse 12/31/17	3,200,000.00	3,200,000.00					3,200,000.00
NAPILI WWPS #1-6 MODIFC							
WM15-303-356471: Lapse 12/31/15	500,000.00	500,000.00	178,964.38	13,152.21	8,000.00	299,883.41	
SHERATON WW LIFT STN MOD							
WM15-303-356472: Lapse 12/31/15	25,000.00	25,000.00	25,000.00				
WM16-303-367160: Lapse 12/31/16	80,000.00	80,000.00				80,000.00	
LAHAINA WWRF MODFCTN STAGE 1A							
GO08-367-369201: Lapse 12/31/06	1,000,000.00	1,000,000.00	850,419.00			149,581.00	
SH/LN-341-367174: Lapse 12/31/16	12,500,000.00	12,500,000.00					12,500,000.00

**County of Maui**  
**Capital Improvement Projects Report (Excluding Department of Water Supply)**  
**As of 9/30/2016**

<b>13-909 Wastewater Facilities</b>	<b>Original Appropriation</b>	<b>Alloted To Date</b>	<b>Expenditure Prior Years</b>	<b>Expenditure Current Year</b>	<b>Amount Lapsed</b>	<b>Encumbrance</b>	<b>Allotment Balance</b>
SH/LN-341-378324: Lapse 12/31/17	12,500,000.00	12,500,000.00					12,500,000.00
SH/LN-341-378325: Lapse 12/31/17	1,000,000.00	1,000,000.00					1,000,000.00
LAHAINA WWRF MODIFICATN							
WM15-303-356468: Lapse 12/31/15	2,000,000.00	2,000,000.00	1,502,203.00			497,797.00	
LAHAINA WWPS #3 MODI							
WM16-303-367157: Lapse 12/31/16	1,600,000.00	1,600,000.00					1,600,000.00
WM17-303-378320: Lapse 12/31/17	150,000.00	150,000.00					150,000.00
LAHAINA FORCE MAIN #4 REPLCMN							
WM13-303-331166: Lapse 12/31/13	1,000,000.00	1,000,000.00	634,794.03		229,050.00	136,155.97	
EPA CONSENT DECREE SEWER REHAB							
WM16-303-367156: Lapse 12/31/16	1,000,000.00	1,000,000.00		36,260.52		160,384.57	803,354.91
	<b>54,455,000.00</b>	<b>54,455,000.00</b>	<b>12,415,926.99</b>	<b>150,816.94</b>	<b>3,371,342.79</b>	<b>5,532,826.70</b>	<b>32,984,086.58</b>
<b>Countywide</b>							
CW EPA WW RECLAMATION FACILITY							
WM13-303-331171: Lapse 12/31/13	2,200,000.00	2,200,000.00	2,035,689.22			164,310.78	
CW PUMP STATION RENOVATIONS							
WM11-303-319010: Lapse 12/31/11	1,000,000.00	1,000,000.00	893,864.11		84,894.00	21,241.89	
CW EPA CONST DECR COMPLNCE PRJ							
WM12-303-329020: Lapse 12/31/12	500,000.00	500,000.00	497,395.35		2,604.65		
WM13-303-331170: Lapse 12/31/13	761,925.00	761,925.00	580,425.64			181,499.36	
WM14-303-345378: Lapse 12/31/14	750,000.00	750,000.00	659,404.29	9,384.05	40,500.00	40,711.66	
WM15-303-356C73: Lapse 12/31/15	1,080,000.00	1,080,000.00	519,454.70	4,069.20	131,256.80	425,219.30	
WM16-303-367C62: Lapse 12/31/16	500,000.00	500,000.00	8,096.61			491,304.44	598.95
WM17-303-378C03: Lapse 12/31/17	500,000.00	500,000.00					500,000.00
CW EPA DECREE WW RECL RENOV							
WM15-303-356C74: Lapse 12/31/15	2,000,000.00	2,000,000.00	1,380,142.18	216,095.56		403,762.26	
WM16-303-367C63: Lapse 12/31/16	2,000,000.00	2,000,000.00	345,793.23	98,712.62		1,112,598.78	442,895.37
WM17-303-378C04: Lapse 12/31/17	1,600,000.00	1,600,000.00					1,600,000.00
WM17-303-378C05: Lapse 12/31/17	200,000.00	200,000.00					200,000.00
WM17-303-378C06: Lapse 12/31/17	500,000.00	500,000.00					500,000.00
SH/LN-341-378C07: Lapse 12/31/17	2,000,000.00	2,000,000.00					2,000,000.00
CW WET WELL REHABILITATION							
WM11-303-319012: Lapse 12/31/11	1,000,000.00	1,000,000.00	945,275.99	3,381.02	38,933.00	12,409.99	
WM14-303-345381: Lapse 12/31/14	1,000,000.00	1,000,000.00	1,000,000.00				
WM15-303-356C76: Lapse 12/31/15	1,000,000.00	1,000,000.00	267,245.36		87,752.64	645,002.00	
CW SOIL AQUIFER TREATMENT							
WM16-303-367C64: Lapse 12/31/16	100,000.00	100,000.00				100,000.00	
CW WSTWTR SYSTEM MODIFICATION							
WM12-303-329023: Lapse 12/31/12	1,000,000.00	1,000,000.00	875,617.09		80,091.91	44,291.00	()
WM13-303-331172: Lapse 12/31/13	1,000,000.00	1,000,000.00	966,793.69		15,672.95	17,533.36	
WM14-303-345380: Lapse 12/31/14	1,000,000.00	1,000,000.00	816,156.36	9,957.00	55,499.20	118,387.44	
WM15-303-356C75: Lapse 12/31/15	1,000,000.00	1,000,000.00	744,460.70	30,855.26		224,683.71	
WM16-303-367C65: Lapse 12/31/16	500,000.00	500,000.00	24,500.00		.33	475,500.00	

**County of Maui**  
**Capital Improvement Projects Report (Excluding Department of Water Supply)**  
**As of 9/30/2016**

<u>13-909 Wastewater Facilities</u>	Original Appropriation	Alloted To Date	Expenditure Prior Years	Expenditure Current Year	Amount Lapsed	Encumbrance	Allotment Balance
	23,191,925.00	23,191,925.00	12,560,314.52	372,454.71	537,205.48	4,478,455.97	5,243,494.32
<b>TOTAL Wastewater Facilities</b>	<b>117,052,625.00</b>	<b>117,052,625.00</b>	<b>41,595,300.75</b>	<b>1,781,773.72</b>	<b>10,284,929.73</b>	<b>12,144,684.80</b>	<b>51,245,936.00</b>

**County of Maui**  
**Capital Improvement Projects Report (Excluding Department of Water Supply)**  
**As of 9/30/2016**

<u>13-909 Wastewater Facilities</u>	<u>Original Appropriation</u>	<u>Alloted To Date</u>	<u>Expenditure Prior Years</u>	<u>Expenditure Current Year</u>	<u>Amount Lapsed</u>	<u>Encumbrance</u>	<u>Allotment Balance</u>
<b>TOTAL CAPITAL PROJECTS FUND</b>	463,155,988.20	392,930,005.08	199,633,508.65	7,817,537.15	21,018,228.26	49,516,891.66	114,943,839.36